



Final Round

2023 SUZUKA CLUBMAN RACE

Organized by **OCCK-SMSC**



2023 SUZUKA CLUBMAN RACE Final Round

FIT 1.5 Challenge Cup 決勝

2023 / 12 / 3

 SUZUKA CIRCUIT
Full Course 4-Wheels(5,807m)

個別ラップ表

Weather :Fine
Track :Dry

No	15	Best Time	2'32.295	137.268 km/h
Name	清水 悠祐	Total Time	20'23.585	8 Laps
Team	アライメント浜松 アンダー・グラウンド FRC FIT	Average Lap Time	2'32.776	
Type	GK5	Today's Rank	2 / 13	
		Today's Top Time	2'32.082	137.460 km/h

Lap	Passing Time	Lap Time	Sec1	Sec2	Sec3	Sec4	km/h
			42.967	26.034	57.139	28.009	186.497
1.	2'34.149						
		B 2'32.295 (1)	41.821	25.723	56.833	27.918	186.497
2.	5'06.444						
		2'32.623 (3)	41.968	25.819	56.894	27.942	186.102
3.	7'39.067						
		2'32.566 (2)	41.857	25.681	56.989	28.039	186.894
4.	10'11.633						
		2'32.769 (4)	41.922	25.915	57.029	27.903	187.292
5.	12'44.402						
		2'32.839 (5)	41.959	25.897	56.901	28.082	186.102
6.	15'17.241						
		2'33.101 (6)	42.250	25.917	56.944	27.990	186.497
7.	17'50.342						
		2'33.243 (7)	42.003	25.975	57.098	28.167	184.926
8.	20'23.585						



Final Round

2023 SUZUKA CLUBMAN RACE

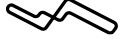
Organized by **OCCK-SMSC**



2023 SUZUKA CLUBMAN RACE Final Round

FIT 1.5 Challenge Cup 決勝

2023 / 12 / 3



SUZUKA CIRCUIT

個別ラップ表

Weather :Fine

Full Course 4-Wheels(5,807m)

Track :Dry

No	22	Best Time	2'32.544	137.044 km/h
Name	杉原 悠太	Total Time	20'30.276	8 Laps
Team	セナル☆制動屋☆FIT	Average Lap Time	2'33.695	
Type	GK5	Today's Rank	3 / 13	
		Today's Top Time	2'32.082	137.460 km/h

Lap	Passing Time	Lap Time	Sec1	Sec2	Sec3	Sec4	km/h
			43.205	26.021	57.198	27.985	187.292
1.	2'34.409	B 2'32.544 (1)	41.851	25.610	57.136	27.947	186.497
2.	5'06.953	2'32.761 (2)	41.810	25.894	57.232	27.825	186.102
3.	7'39.714	2'33.278 (3)	41.964	25.453	57.164	28.697	186.102
4.	10'12.992	2'34.484 (6)	42.636	26.046	57.311	28.491	185.708
5.	12'47.476	2'33.631 (4)	42.160	25.950	57.246	28.275	186.102
6.	15'21.107	2'34.822 (7)	42.444	26.628	57.814	27.936	186.894
7.	17'55.929	2'34.347 (5)	42.152	25.844	57.786	28.565	184.151
8.	20'30.276						



Final Round

2023 SUZUKA CLUBMAN RACE

Organized by **OCCK-SMSC**



2023 SUZUKA CLUBMAN RACE Final Round

FIT 1.5 Challenge Cup 決勝

2023 / 12 / 3



SUZUKA CIRCUIT

個別ラップ表

Weather :Fine

Track :Dry

Full Course 4-Wheels(5,807m)

No	24	Best Time	2'33.817	135.910 km/h
Name	RINA ITO	Total Time	20'53.465	8 Laps
Team	★★★DUNLOP 制動屋 FIT★★★	Average Lap Time	2'35.256	
Type	GK5-330	Today's Rank	7 / 13	
		Today's Top Time	2'32.082	137.460 km/h

Lap	Passing Time	Lap Time	Sec1	Sec2	Sec3	Sec4	km/h
			54.056	26.090	57.681	28.841	187.292
1.	2'46.668						
		2'34.532 (2)	42.697	25.957	57.443	28.435	184.926
2.	5'21.200						
		B 2'33.817 (1)	42.242	25.918	57.425	28.232	187.292
3.	7'55.017						
		2'36.489 (7)	43.216	26.270	58.183	28.820	188.094
4.	10'31.506						
		2'35.744 (6)	42.424	26.289	58.716	28.315	184.926
5.	13'07.250						
		2'35.384 (3)	42.630	26.448	57.742	28.564	186.497
6.	15'42.634						
		2'35.428 (5)	43.063	26.321	57.593	28.451	186.894
7.	18'18.062						
		2'35.403 (4)	42.538	26.376	57.868	28.621	185.708
8.	20'53.465						



Final Round

2023 SUZUKA CLUBMAN RACE

Organized by **OCCK-SMSC**



2023 SUZUKA CLUBMAN RACE Final Round

FIT 1.5 Challenge Cup 決勝

2023 / 12 / 3

 SUZUKA CIRCUIT
Full Course 4-Wheels(5,807m)

個別ラップ表

Weather :Fine
Track :Dry

No	36	Best Time	2'34.273	135.508 km/h
Name	藤田 修三	Total Time	20'45.659	8 Laps
Team	URG★ワコース★FRCフィット	Average Lap Time	2'34.981	
Type	GK5	Today's Rank	8 / 13	
		Today's Top Time	2'32.082	137.460 km/h

Lap	Passing Time	Lap Time		Sec1	Sec2	Sec3	Sec4	km/h
				48.626	26.319	57.532	28.315	186.497
1.	2'40.792							
		B 2'34.273	(1)	42.493	25.937	57.235	28.608	186.497
2.	5'15.065							
		2'34.680	(4)	42.424	26.087	57.554	28.615	187.292
3.	7'49.745							
		2'35.578	(6)	42.735	26.116	58.162	28.565	186.894
4.	10'25.323							
		2'34.554	(3)	42.408	26.115	57.513	28.518	186.497
5.	12'59.877							
		2'34.283	(2)	42.382	26.125	57.234	28.542	187.692
6.	15'34.160							
		2'35.488	(5)	42.433	26.241	57.522	29.292	188.094
7.	18'09.648							
		2'36.011	(7)	42.478	26.612	57.805	29.116	184.926
8.	20'45.659							



Final Round

2023 SUZUKA CLUBMAN RACE

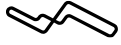
Organized by **OCCK-SMSC**



2023 SUZUKA CLUBMAN RACE Final Round

FIT 1.5 Challenge Cup 決勝

2023 / 12 / 3



SUZUKA CIRCUIT

個別ラップ表

Weather :Fine

Track :Dry

Full Course 4-Wheels(5,807m)

No	39	Best Time	2'34.995	134.877 km/h
Name	大谷 浩	Total Time	20'45.260	8 Laps
Team	ビックハリー☆セナルト☆FKテック☆N-	Average Lap Time	2'35.531	
Type	GK5	Today's Rank	9 / 13	
		Today's Top Time	2'32.082	137.460 km/h

Lap	Passing Time	Lap Time	Sec1	Sec2	Sec3	Sec4	km/h
			44.861	26.376	57.134	28.168	190.542
1.	2'36.539	B 2'34.995 (1)	43.411	26.208	57.194	28.182	188.498
2.	5'11.534	2'35.080 (2)	42.475	26.374	57.753	28.478	186.497
3.	7'46.614	2'35.444 (4)	42.499	26.241	57.937	28.767	186.102
4.	10'22.058	2'35.190 (3)	42.371	26.661	57.676	28.482	186.497
5.	12'57.248	2'35.653 (5)	42.705	26.189	58.042	28.717	185.316
6.	15'32.901	2'36.020 (6)	42.933	26.321	58.026	28.740	185.316
7.	18'08.921	2'36.339 (7)	42.820	26.620	58.044	28.855	184.151
8.	20'45.260						



Final Round

2023 SUZUKA CLUBMAN RACE

Organized by **OCCK-SMSC**



2023 SUZUKA CLUBMAN RACE Final Round

FIT 1.5 Challenge Cup 決勝

2023 / 12 / 3

 SUZUKA CIRCUIT
Full Course 4-Wheels(5,807m)

個別ラップ表

Weather :Fine
Track :Dry

No	44	Best Time	2'32.823	136.794 km/h
Name	中西 茂希	Total Time	20'28.661	8 Laps
Team	CR Racing・セナルト FIT	Average Lap Time	2'33.270	
Type	GK5-320	Today's Rank	4 / 13	
		Today's Top Time	2'32.082	137.460 km/h

Lap	Passing Time	Lap Time	Sec1	Sec2	Sec3	Sec4	km/h
			43.834	25.743	57.507	28.685	187.692
1.	2'35.769						
		2'33.219 (4)	42.181	25.896	57.150	27.992	185.708
2.	5'08.988						
		2'33.326 (5)	42.074	25.922	57.186	28.144	185.708
3.	7'42.314						
		2'33.048 (2)	41.992	25.742	57.325	27.989	185.708
4.	10'15.362						
		B 2'32.823 (1)	41.912	25.870	57.129	27.912	186.497
5.	12'48.185						
		2'33.142 (3)	41.884	25.930	57.004	28.324	188.094
6.	15'21.327						
		2'33.407 (6)	42.474	26.079	57.464	27.390	184.151
7.	17'54.734						
		2'33.927 (7)	42.146	26.030	57.443	28.308	183.000
8.	20'28.661						



Final Round

2023 SUZUKA CLUBMAN RACE

Organized by **OCCK-SMSC**



2023 SUZUKA CLUBMAN RACE Final Round

FIT 1.5 Challenge Cup 決勝

2023 / 12 / 3



SUZUKA CIRCUIT

個別ラップ表

Weather :Fine

Full Course 4-Wheels(5,807m)

Track :Dry

No	52	Best Time	2'38.378	131.996 km/h
Name	小畑 晋治	Total Time	21'22.998	8 Laps
Team	ゼロファイター☆零式戦闘☆榊日興	Average Lap Time	2'39.392	
Type	GK5	Today's Rank	11 / 13	
		Today's Top Time	2'32.082	137.460 km/h

Lap	Passing Time	Lap Time	Sec1	Sec2	Sec3	Sec4	km/h
			51.026	27.145	59.010	30.067	183.766
1.	2'47.248						
		2'39.526 (4)	43.871	26.922	58.688	30.045	183.382
2.	5'26.774						
		B 2'38.378 (1)	43.146	27.227	58.493	29.512	183.000
3.	8'05.152						
		2'39.739 (5)	44.128	26.988	58.762	29.861	182.620
4.	10'44.891						
		2'39.943 (6)	43.719	26.946	58.543	30.735	183.000
5.	13'24.834						
		2'38.825 (2)	43.176	26.975	58.339	30.335	182.241
6.	16'03.659						
		2'39.979 (7)	43.714	26.774	58.863	30.628	183.766
7.	18'43.638						
		2'39.360 (3)	43.747	26.957	58.700	29.956	183.766
8.	21'22.998						



Final Round

2023 SUZUKA CLUBMAN RACE

Organized by **OCCK-SMSC**



2023 SUZUKA CLUBMAN RACE Final Round

FIT 1.5 Challenge Cup 決勝

2023 / 12 / 3



SUZUKA CIRCUIT

個別ラップ表

Weather :Fine

Track :Dry

Full Course 4-Wheels(5,807m)

No	53	Best Time	2'35.040	134.837 km/h
Name	林 大輔	Total Time	20'52.752	8 Laps
Team	ゼロファイター★零式戦闘★制動屋★FIT	Average Lap Time	2'35.650	
Type	GK5	Today's Rank	/ 13	
		Today's Top Time	2'32.082	137.460 km/h

Lap	Passing Time	Lap Time	Sec1	Sec2	Sec3	Sec4	km/h
			49.671	26.664	58.297	28.567	185.708
1.	2'43.199						
		2'35.904 (6)	43.157	26.119	57.919	28.709	185.316
2.	5'19.103						
		B 2'35.040 (1)	42.703	26.146	57.826	28.365	185.708
3.	7'54.143						
		2'36.432 (7)	43.591	26.094	58.427	28.320	181.863
4.	10'30.575						
		2'35.671 (4)	42.797	26.106	58.175	28.593	182.241
5.	13'06.246						
		2'35.765 (5)	43.034	26.291	57.911	28.529	183.766
6.	15'42.011						
		2'35.326 (2)	43.131	26.090	57.714	28.391	184.151
7.	18'17.337						
		2'35.415 (3)	42.732	26.300	57.889	28.494	182.620
8.	20'52.752						



Final Round

2023 SUZUKA CLUBMAN RACE

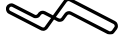
Organized by **OCCK-SMSC**



2023 SUZUKA CLUBMAN RACE Final Round

FIT 1.5 Challenge Cup 決勝

2023 / 12 / 3



SUZUKA CIRCUIT

個別ラップ表

Weather :Fine

Track :Dry

Full Course 4-Wheels(5,807m)

No	56	Best Time	2'35.173	134.722 km/h
Name	村田 尚	Total Time	20'53.031	8 Laps
Team	DL☆ガレージエージェント☆FRCFIT	Average Lap Time	2'35.662	
Type	GK5	Today's Rank	10 / 13	
		Today's Top Time	2'32.082	137.460 km/h

Lap	Passing Time	Lap Time	Sec1	Sec2	Sec3	Sec4	km/h
			50.651	26.782	57.380	28.581	186.497
1.	2'43.394						
		2'35.896 (6)	43.231	26.229	57.707	28.729	183.766
2.	5'19.290						
		B 2'35.173 (1)	42.781	26.262	57.602	28.528	184.538
3.	7'54.463						
		2'36.809 (7)	43.544	26.029	58.395	28.841	184.926
4.	10'31.272						
		2'35.347 (3)	42.399	26.426	57.733	28.789	185.316
5.	13'06.619						
		2'35.624 (5)	42.930	26.484	57.610	28.600	184.538
6.	15'42.243						
		2'35.272 (2)	43.230	26.049	57.588	28.405	184.151
7.	18'17.515						
		2'35.516 (4)	42.852	26.165	57.902	28.597	183.766
8.	20'53.031						



Final Round

2023 SUZUKA CLUBMAN RACE

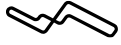
Organized by **OCCK-SMSC**



2023 SUZUKA CLUBMAN RACE Final Round

FIT 1.5 Challenge Cup 決勝

2023 / 12 / 3



SUZUKA CIRCUIT

個別ラップ表

Weather :Fine

Track :Dry

Full Course 4-Wheels(5,807m)

No	58	Best Time	2'38.860	131.595 km/h
Name	副島 健二	Total Time	21'22.680	8 Laps
Team	ゼロファイター★アンダーレ★副島空調	Average Lap Time	2'39.472	
Type	GK5	Today's Rank	12 / 13	
		Today's Top Time	2'32.082	137.460 km/h

Lap	Passing Time	Lap Time	Sec1	Sec2	Sec3	Sec4	km/h
			50.266	26.997	59.580	29.528	177.814
1.	2'46.371						
2.	5'25.840	2'39.469 (5)	44.373	26.576	58.943	29.577	178.174
3.	8'04.700	B 2'38.860 (1)	43.652	26.756	58.913	29.539	177.097
4.	10'44.061	2'39.361 (3)	44.093	26.645	58.951	29.672	177.814
5.	13'23.857	2'39.796 (6)	44.144	26.740	58.994	29.918	177.814
6.	16'03.043	2'39.186 (2)	43.885	26.579	58.902	29.820	178.537
7.	18'43.246	2'40.203 (7)	44.006	26.615	59.226	30.356	178.900
8.	21'22.680	2'39.434 (4)	43.853	26.773	59.061	29.747	178.537



Final Round

2023 SUZUKA CLUBMAN RACE

Organized by **OCCK-SMSC**



2023 SUZUKA CLUBMAN RACE Final Round

FIT 1.5 Challenge Cup 決勝

2023 / 12 / 3

 SUZUKA CIRCUIT
Full Course 4-Wheels(5,807m)

個別ラップ表

Weather :Fine
Track :Dry

No	77	Best Time	2'33.287	136.379 km/h
Name	岸元 優	Total Time	20'31.951	8 Laps
Team	テクニカCars東☆京都セナルFit	Average Lap Time	2'33.690	
Type	GK5-330	Today's Rank	5 / 13	
		Today's Top Time	2'32.082	137.460 km/h

Lap	Passing Time	Lap Time	Sec1	Sec2	Sec3	Sec4	km/h
			44.460	26.054	57.442	28.161	189.310
1.	2'36.117						
		2'33.706 (6)	42.356	25.808	57.130	28.412	188.094
2.	5'09.823						
		2'33.558 (2)	41.926	25.965	57.411	28.256	186.894
3.	7'43.381						
		2'33.615 (3)	42.124	25.859	57.429	28.203	186.497
4.	10'16.996						
		B 2'33.287 (1)	41.899	25.860	57.422	28.106	186.497
5.	12'50.283						
		2'33.670 (4)	42.167	25.774	57.439	28.290	186.102
6.	15'23.953						
		2'33.705 (5)	41.997	26.107	57.647	27.954	186.894
7.	17'57.658						
		2'34.293 (7)	42.325	26.177	57.766	28.025	185.316
8.	20'31.951						



Final Round

2023 SUZUKA CLUBMAN RACE

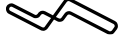
Organized by **OCCK-SMSC**



2023 SUZUKA CLUBMAN RACE Final Round

FIT 1.5 Challenge Cup 決勝

2023 / 12 / 3



SUZUKA CIRCUIT

個別ラップ表

Weather :Fine

Full Course 4-Wheels(5,807m)

Track :Dry

No	83	Best Time	2'33.448	136.236 km/h
Name	山内 拓磨	Total Time	20'32.557	8 Laps
Team	CUR R's Design 制動屋	Average Lap Time	2'33.841	
Type	GK5	Today's Rank	6 / 13	
		Today's Top Time	2'32.082	137.460 km/h

Lap	Passing Time	Lap Time	Sec1	Sec2	Sec3	Sec4	km/h
			44.235	25.750	57.396	28.283	188.094
1.	2'35.664						
		2'34.688 (7)	43.428	25.703	57.457	28.100	184.926
2.	5'10.352						
		2'33.510 (2)	42.020	25.802	57.459	28.229	187.292
3.	7'43.862						
		2'33.690 (4)	42.069	25.723	57.398	28.500	186.102
4.	10'17.552						
		B 2'33.448 (1)	42.176	25.826	57.293	28.153	186.102
5.	12'51.000						
		2'33.619 (3)	42.247	25.902	57.333	28.137	186.497
6.	15'24.619						
		2'33.864 (5)	42.230	26.015	57.319	28.300	186.894
7.	17'58.483						
		2'34.074 (6)	42.256	25.783	57.727	28.308	185.316
8.	20'32.557						



Final Round

2023 SUZUKA CLUBMAN RACE

Organized by **OCCK-SMSC**



2023 SUZUKA CLUBMAN RACE Final Round

FIT 1.5 Challenge Cup 決勝

2023 / 12 / 3

 SUZUKA CIRCUIT
Full Course 4-Wheels(5,807m)

個別ラップ表

Weather :Fine
Track :Dry

No	85	Best Time	2'32.082	137.460 km/h
Name	西尾 和早	Total Time	20'19.839	8 Laps
Team	クロスアップ'R's制動屋FIT	Average Lap Time	2'32.375	
Type	GK5-340	Today's Rank	1 / 13	
		Today's Top Time	2'32.082	137.460 km/h

Lap	Passing Time	Lap Time	Sec1	Sec2	Sec3	Sec4	km/h
			42.283	25.691	57.219	28.016	183.766
1.	2'33.209						
		2'32.473 (5)	41.917	25.536	57.034	27.986	184.538
2.	5'05.682						
		B 2'32.082 (1)	41.687	25.535	57.128	27.732	184.926
3.	7'37.764						
		2'32.545 (7)	41.820	25.691	57.215	27.819	185.708
4.	10'10.309						
		2'32.389 (4)	41.793	25.651	57.095	27.850	186.102
5.	12'42.698						
		2'32.379 (3)	41.839	25.632	57.089	27.819	185.316
6.	15'15.077						
		2'32.492 (6)	41.868	25.606	57.112	27.906	185.708
7.	17'47.569						
		2'32.270 (2)	41.681	25.607	57.149	27.833	184.926
8.	20'19.839						