



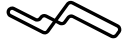
MFJ承認競技会
FUN&RUN! 2-Wheels



2023 FUN&RUN 2-Wheels (鈴鹿サーキット東コース)

NEO STANDARD_CBR250R/VTR250 公式予選

2023 / 6 / 17 :



SUZUKA CIRCUIT

個別ラップ表

Weather :Fine

East Course(2,243m)

Track :Dry

No	5	Best Time	1'10.489	114.554 km/h
Name	田中	Total Time	12'42.626	8 Laps
Team	Moto Blue & Xenoway & 之の会	Average Lap Time	1'37.742	
Type	Honda/VTR250F	Today's Rank	6 / 8	
		Today's Top Time	1'06.130	122.105 km/h

No	5 (Driver1)	Best Time		km/h
Name	田中 一之	Total Time		Laps
Team	Moto Blue & Xenoway & 之の会	Average Lap Time		
Type	Honda/VTR250F	Today's Rank		
		Today's Top Time		km/h

Lap	Passing Time	Lap Time	Sec1	Sec2	Sec3	km/h
				21.143		
1.	1'18.432					
		1'11.943 (5)	51.012	20.931		
2.	2'30.375					
		1'11.169 (2)	50.415	20.754		
3.	3'41.544					
		1'11.349 (3)	49.992	21.357		
4.	4'52.893					
		B 1'10.489 (1)	49.845	20.644		
5.	6'03.382					
		1'11.457 (4)	49.082	22.375		
6.	7'14.839					
		1'36.229 (6)	1'03.344	32.885		
7.	8'51.068 Pit					
		3'51.558 (7)	3'17.811	33.747		
8.	12'42.626 Pit					



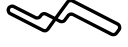
MFJ承認競技会
FUN&RUN! 2-Wheels



2023 FUN&RUN 2-Wheels (鈴鹿サーキット東コース)

NEO STANDARD_CBR250R/VTR250 公式予選

2023 / 6 / 17 :



SUZUKA CIRCUIT

個別ラップ表

Weather :Fine

East Course(2,243m)

Track :Dry

No	24	Best Time	1'10.871	113.937 km/h
Name	谷口世/谷口一	Total Time	16'13.535	12 Laps
Team	T.garage with SUZUKA R&D	Average Lap Time	1'21.416	
Type	Honda/VTR250	Today's Rank	8 / 8	
		Today's Top Time	1'06.130	122.105 km/h

No	24 (Driver1)	Best Time		km/h
Name	谷口 世尉	Total Time		Laps
Team	T.garage with SUZUKA R&D	Average Lap Time		
Type	Honda/VTR250	Today's Rank		
		Today's Top Time		km/h

No	24 (Driver2)	Best Time		km/h
Name	谷口 一洋	Total Time		Laps
Team	T.garage with SUZUKA R&D	Average Lap Time		
Type	Honda/VTR250	Today's Rank		
		Today's Top Time		km/h

Lap	Passing Time	Lap Time	Sec1	Sec2	Sec3	km/h	Driver No
				21.863			0
1.	1'17.954						0
2.	2'29.765	1'11.811 (6)	51.022	20.789			0
3.	3'40.868	1'11.103 (4)	50.645	20.458			0
4.	4'52.129	1'11.261 (5)	50.323	20.938			0
5.	6'03.000	B 1'10.871 (1)	50.232	20.639			0
6.	7'14.051	1'11.051 (3)	50.394	20.657			0
7.	8'25.081	1'11.030 (2)	50.622	20.408			0
8.	9'45.105	1'20.024 (7)	49.938	30.086			0
9.	11'49.854	2'04.749 (11)	1'39.921	24.828			0
10.	13'16.479	1'26.625 (9)	58.432	28.193			0
11.	14'39.100	1'22.621 (8)	58.379	24.242			0
12.	16'13.535	1'34.435 (10)	1'00.804	33.631			0



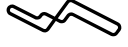
MFJ承認競技会
FUN&RUN! 2-Wheels



2023 FUN&RUN 2-Wheels (鈴鹿サーキット東コース)

NEO STANDARD_CBR250R/VTR250 公式予選

2023 / 6 / 17 :



SUZUKA CIRCUIT

個別ラップ表

Weather :Fine

East Course(2,243m)

Track :Dry

No	56	Best Time	1'06.130	122.105 km/h
Name	上平	Total Time	15'45.292	14 Laps
Team	SUZUKA R&D	Average Lap Time	1'07.093	
Type	Honda/VTR250	Today's Rank	1 / 8	
		Today's Top Time	1'06.130	122.105 km/h

No	56 (Driver1)	Best Time	km/h
Name	上平 真	Total Time	Laps
Team	SUZUKA R&D	Average Lap Time	
Type	Honda/VTR250	Today's Rank	
		Today's Top Time	km/h

Lap	Passing Time	Lap Time	Sec1	Sec2	Sec3	km/h
				20.335		
1.	1'13.075					
2.	2'20.058	1'06.983 (5)	47.543	19.440		
3.	3'27.757	1'07.699 (12)	47.720	19.979		
4.	4'35.087	1'07.330 (10)	47.545	19.785		
5.	5'41.708	1'06.621 (3)	47.125	19.496		
6.	6'48.817	1'07.109 (6)	47.348	19.761		
7.	7'56.624	1'07.807 (13)	48.168	19.639		
8.	9'04.301	1'07.677 (11)	48.060	19.617		
9.	10'11.620	1'07.319 (9)	47.815	19.504		
10.	11'18.734	1'07.114 (8)	47.636	19.478		
11.	12'25.845	1'07.111 (7)	47.699	19.412		
12.	13'32.439	1'06.594 (2)	47.235	19.359		
13.	14'39.162	1'06.723 (4)	47.401	19.322		
14.	15'45.292	B 1'06.130 (1)	46.806	19.324		



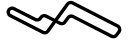
MFJ承認競技会
FUN&RUN! 2-Wheels



2023 FUN&RUN 2-Wheels (鈴鹿サーキット東コース)

NEO STANDARD_CBR250R/VTR250 公式予選

2023 / 6 / 17 :



SUZUKA CIRCUIT

個別ラップ表

Weather :Fine

East Course(2,243m)

Track :Dry

No	65	Best Time	1'06.461	121.497 km/h
Name	高橋	Total Time	15'36.778	13 Laps
Team	チームヨシハルwith鈴鹿R&D	Average Lap Time	1'11.996	
Type	Honda/VTR250	Today's Rank	2 / 8	
		Today's Top Time	1'06.130	122.105 km/h

No	65 (Driver1)	Best Time	km/h
Name	高橋 潤	Total Time	Laps
Team	チームヨシハルwith鈴鹿R&D	Average Lap Time	
Type	Honda/VTR250	Today's Rank	
		Today's Top Time	km/h

Lap	Passing Time	Lap Time	Sec1	Sec2	Sec3	km/h
				20.652		
1.	1'12.825					
		1'07.682 (8)	48.339	19.343		
2.	2'20.507					
		1'07.375 (6)	47.567	19.808		
3.	3'27.882					
		1'07.626 (7)	47.709	19.917		
4.	4'35.508					
		B 1'06.461 (1)	46.941	19.520		
5.	5'41.969					
		1'07.155 (5)	47.342	19.813		
6.	6'49.124					
		1'17.721 (11)	48.717	29.004		
7.	8'06.845	Pit				
		1'51.648 (12)	1'32.167	19.481		
8.	9'58.493					
		1'07.117 (3)	47.551	19.566		
9.	11'05.610					
		1'06.988 (2)	47.529	19.459		
10.	12'12.598					
		1'08.039 (9)	47.531	20.508		
11.	13'20.637					
		1'09.021 (10)	48.627	20.394		
12.	14'29.658					
		1'07.120 (4)	47.474	19.646		
13.	15'36.778					



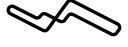
MFJ承認競技会
FUN&RUN! 2-Wheels



2023 FUN&RUN 2-Wheels (鈴鹿サーキット東コース)

NEO STANDARD_CBR250R/VTR250 公式予選

2023 / 6 / 17 :



SUZUKA CIRCUIT

個別ラップ表

Weather :Fine

East Course(2,243m)

Track :Dry

No	66	Best Time	1'07.432	119.747 km/h
Name	-/宇佐美	Total Time	15'03.731	13 Laps
Team	オートサービス印南+オヤジーズ	Average Lap Time	1'08.396	
Type	Honda/VTR250	Today's Rank	4 / 8	
		Today's Top Time	1'06.130	122.105 km/h

No	66 (Driver1)	Best Time	km/h
Name	-	Total Time	Laps
Team	オートサービス印南+オヤジーズ	Average Lap Time	
Type	Honda/VTR250	Today's Rank	
		Today's Top Time	km/h

No	66 (Driver2)	Best Time	km/h
Name	宇佐美 有年	Total Time	Laps
Team	オートサービス印南+オヤジーズ	Average Lap Time	
Type	Honda/VTR250	Today's Rank	
		Today's Top Time	km/h

Lap	Passing Time	Lap Time	Sec1	Sec2	Sec3	km/h	Driver No
				21.889			0
1.	1'22.977						0
2.	2'34.347	1'11.370 (12)	50.945	20.425			0
3.	3'43.664	1'09.317 (11)	49.096	20.221			0
4.	4'52.355	1'08.691 (10)	48.726	19.965			0
5.	6'00.337	1'07.982 (7)	48.148	19.834			0
6.	7'07.769	B 1'07.432 (1)	47.780	19.652			0
7.	8'15.587	1'07.818 (3)	48.102	19.716			0
8.	9'23.523	1'07.936 (6)	48.266	19.670			0
9.	10'31.231	1'07.708 (2)	48.018	19.690			0
10.	11'39.148	1'07.917 (5)	48.321	19.596			0
11.	12'47.454	1'08.306 (8)	48.117	20.189			0
12.	13'55.829	1'08.375 (9)	48.471	19.904			0
13.	15'03.731	1'07.902 (4)	48.505	19.397			0



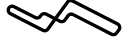
MFJ承認競技会
FUN&RUN! 2-Wheels



2023 FUN&RUN 2-Wheels (鈴鹿サーキット東コース)

NEO STANDARD_CBR250R/VTR250 公式予選

2023 / 6 / 17 :



SUZUKA CIRCUIT

個別ラップ表

Weather :Fine

East Course(2,243m)

Track :Dry

No	72	Best Time	1'06.752	120.967 km/h
Name	樋口	Total Time	15'52.572	14 Laps
Team	久保村モーター.SUZUKA R&D	Average Lap Time	1'07.464	
Type	Honda/VTR250	Today's Rank	3 / 8	
		Today's Top Time	1'06.130	122.105 km/h

No	72 (Driver1)	Best Time	km/h
Name	樋口 圭祐	Total Time	Laps
Team	久保村モーター.SUZUKA R&D	Average Lap Time	
Type	Honda/VTR250	Today's Rank	
		Today's Top Time	km/h

Lap	Passing Time	Lap Time	Sec1	Sec2	Sec3	km/h
				21.273		
1.	1'15.535					
		1'07.707 (9)	47.883	19.824		
2.	2'23.242					
		1'07.184 (4)	47.448	19.736		
3.	3'30.426					
		B 1'06.752 (1)	47.061	19.691		
4.	4'37.178					
		1'08.079 (13)	48.312	19.767		
5.	5'45.257					
		1'07.582 (7)	47.637	19.945		
6.	6'52.839					
		1'07.715 (11)	47.573	20.142		
7.	8'00.554					
		1'07.684 (8)	47.330	20.354		
8.	9'08.238					
		1'07.708 (10)	47.965	19.743		
9.	10'15.946					
		1'07.325 (5)	47.487	19.838		
10.	11'23.271					
		1'06.965 (2)	47.391	19.574		
11.	12'30.236					
		1'07.351 (6)	47.293	20.058		
12.	13'37.587					
		1'07.029 (3)	47.331	19.698		
13.	14'44.616					
		1'07.956 (12)	48.285	19.671		
14.	15'52.572					



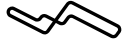
MFJ承認競技会
FUN&RUN! 2-Wheels



2023 FUN&RUN 2-Wheels (鈴鹿サーキット東コース)

NEO STANDARD_CBR250R/VTR250 公式予選

2023 / 6 / 17 :



SUZUKA CIRCUIT

個別ラップ表

Weather :Fine

East Course(2,243m)

Track :Dry

No	98	Best Time	1'08.781	117.399 km/h
Name	久家	Total Time	12'56.446	11 Laps
Team	SUZUKA R&D	Average Lap Time	1'10.033	
Type	Honda/VTR250	Today's Rank	5 / 8	
		Today's Top Time	1'06.130	122.105 km/h

No	98 (Driver1)	Best Time		km/h
Name	久家 侑	Total Time		Laps
Team	SUZUKA R&D	Average Lap Time		
Type	Honda/VTR250	Today's Rank		
		Today's Top Time		km/h

Lap	Passing Time	Lap Time	Sec1	Sec2	Sec3	km/h
						21.379
1.	1'16.115					
		1'09.408 (7)	49.265	20.143		
2.	2'25.523					
		1'09.536 (8)	49.130	20.406		
3.	3'35.059					
		1'08.852 (2)	48.695	20.157		
4.	4'43.911					
		B 1'08.781 (1)	48.542	20.239		
5.	5'52.692					
		1'08.859 (3)	48.693	20.166		
6.	7'01.551					
		1'09.614 (9)	48.847	20.767		
7.	8'11.165					
		1'09.141 (5)	49.019	20.122		
8.	9'20.306					
		1'08.944 (4)	48.742	20.202		
9.	10'29.250					
		1'09.394 (6)	49.228	20.166		
10.	11'38.644					
		1'17.802 (10)	50.396	27.406		
11.	12'56.446 Pit					



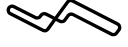
MFJ承認競技会
FUN&RUN! 2-Wheels



2023 FUN&RUN 2-Wheels (鈴鹿サーキット東コース)

NEO STANDARD_CBR250R/VTR250 公式予選

2023 / 6 / 17 :



SUZUKA CIRCUIT

個別ラップ表

Weather :Fine

East Course(2,243m)

Track :Dry

No	723	Best Time	1'10.660	114.277 km/h
Name	浅沼	Total Time	15'44.263	13 Laps
Team	チーム・ヨシハル with Suzuka R&D	Average Lap Time	1'12.286	
Type	Honda/VTR250R	Today's Rank	7 / 8	
		Today's Top Time	1'06.130	122.105 km/h

No	723 (Driver1)	Best Time	km/h
Name	浅沼 鉄也	Total Time	Laps
Team	チーム・ヨシハル with Suzuka R&D	Average Lap Time	
Type	Honda/VTR250R	Today's Rank	
		Today's Top Time	km/h

Lap	Passing Time	Lap Time	Sec1	Sec2	Sec3	km/h
				21.443		
1.	1'16.830					
		1'11.445 (2)	50.205	21.240		
2.	2'28.275					
		1'12.038 (6)	51.084	20.954		
3.	3'40.313					
		1'11.706 (5)	50.688	21.018		
4.	4'52.019					
		1'13.308 (10)	52.136	21.172		
5.	6'05.327					
		1'13.958 (12)	52.490	21.468		
6.	7'19.285					
		1'13.585 (11)	52.310	21.275		
7.	8'32.870					
		1'12.517 (8)	51.331	21.186		
8.	9'45.387					
		1'11.582 (4)	50.607	20.975		
9.	10'56.969					
		1'12.042 (7)	50.745	21.297		
10.	12'09.011					
		1'11.528 (3)	50.718	20.810		
11.	13'20.539					
		1'13.064 (9)	51.512	21.552		
12.	14'33.603					
		B 1'10.660 (1)	50.193	20.467		
13.	15'44.263					



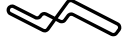
MFJ承認競技会
FUN&RUN! 2-Wheels



2023 FUN&RUN 2-Wheels (鈴鹿サーキット東コース)

NEO STANDARD_CBR250R/VTR250 公式予選

2023 / 6 / 17 :



SUZUKA CIRCUIT

個別ラップ表

Weather :Fine
Track :Dry

East Course(2,243m)

No	8	Best Time	1'11.350	113.172 km/h
Name	藤原	Total Time	13'48.633	11 Laps
Team	K&T with Moose Raing Factory	Average Lap Time	1'14.560	
Type	Honda/CBR250R	Today's Rank	9 / 10	
		Today's Top Time	1'04.033	126.104 km/h

No	8 (Driver1)	Best Time	km/h
Name	藤原 博	Total Time	Laps
Team	K&T with Moose Raing Factory	Average Lap Time	
Type	Honda/CBR250R	Today's Rank	
		Today's Top Time	km/h

Lap	Passing Time	Lap Time	Sec1	Sec2	Sec3	km/h
				22.753		
1.	1'23.031			21.478		
2.	2'36.351	1'13.320 (9)	51.842	20.604		
3.	3'47.990	1'11.639 (3)	51.035	20.963		
4.	5'00.101	1'12.111 (5)	51.148	20.482		
5.	6'11.853	1'11.752 (4)	51.270	20.394		
6.	7'24.206	1'12.353 (6)	51.959	20.319		
7.	8'36.864	1'12.658 (8)	52.339	20.253		
8.	9'48.393	1'11.529 (2)	51.276	20.173		
9.	10'59.743	B 1'11.350 (1)	51.177	20.830		
10.	12'12.190	1'12.447 (7)	51.617	35.522		
11.	13'48.633 Pit	1'36.443 (10)	1'00.921			



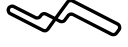
MFJ承認競技会
FUN&RUN! 2-Wheels



2023 FUN&RUN 2-Wheels (鈴鹿サーキット東コース)

NEO STANDARD_CBR250R/VTR250 公式予選

2023 / 6 / 17 :



SUZUKA CIRCUIT

個別ラップ表

Weather :Fine

East Course(2,243m)

Track :Dry

No	14	Best Time	1'10.259	114.929 km/h
Name	松田/橋本	Total Time	15'47.967	12 Laps
Team	Club BATTLE	Average Lap Time	1'18.699	
Type	Honda/CBR250R	Today's Rank	8 / 10	
		Today's Top Time	1'04.033	126.104 km/h

No	14 (Driver1)	Best Time		km/h
Name	松田 善隆	Total Time		Laps
Team	Club BATTLE	Average Lap Time		
Type	Honda/CBR250R	Today's Rank		
		Today's Top Time		km/h

No	14 (Driver2)	Best Time		km/h
Name	橋本 隆司	Total Time		Laps
Team	Club BATTLE	Average Lap Time		
Type	Honda/CBR250R	Today's Rank		
		Today's Top Time		km/h

Lap	Passing Time	Lap Time	Sec1	Sec2	Sec3	km/h	Driver No
				22.438			0
1.	1'22.271						0
2.	2'35.586	1'13.315 (9)	52.250	21.065			0
3.	3'47.263	1'11.677 (3)	50.853	20.824			0
4.	4'59.728	1'12.465 (6)	51.414	21.051			0
5.	6'12.488	1'12.760 (7)	51.418	21.342			0
6.	7'24.780	1'12.292 (5)	51.089	21.203			0
7.	8'38.068	1'13.288 (8)	51.652	21.636			0
8.	10'06.453	1'28.385 (10)	52.656	35.729			0
		Pit					
9.	12'14.394	2'07.941 (11)	1'46.724	21.217			0
10.	13'25.796	1'11.402 (2)	50.696	20.706			0
11.	14'37.708	1'11.912 (4)	50.115	21.797			0
12.	15'47.967	B 1'10.259 (1)	49.645	20.614			0



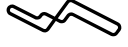
MFJ承認競技会
FUN&RUN! 2-Wheels



2023 FUN&RUN 2-Wheels (鈴鹿サーキット東コース)

NEO STANDARD_CBR250R/VTR250 公式予選

2023 / 6 / 17 :



SUZUKA CIRCUIT

個別ラップ表

Weather :Fine

East Course(2,243m)

Track :Dry

No	17	Best Time	1'07.721	119.236 km/h
Name	河上/後呂	Total Time	15'58.224	13 Laps
Team	teamごろごろ+NOAH aneagementSarvice	Average Lap Time	1'13.785	
Type	Honda/CBR250R	Today's Rank	6 / 10	
		Today's Top Time	1'04.033	126.104 km/h

No	17 (Driver1)	Best Time		km/h
Name	河上 徹弥	Total Time		Laps
Team	teamごろごろ+NOAH aneagementSarvice	Average Lap Time		
Type	Honda/CBR250R	Today's Rank		
		Today's Top Time		km/h

No	17 (Driver2)	Best Time		km/h
Name	後呂 好員	Total Time		Laps
Team	teamごろごろ+NOAH aneagementSarvice	Average Lap Time		
Type	Honda/CBR250R	Today's Rank		
		Today's Top Time		km/h

Lap	Passing Time	Lap Time	Sec1	Sec2	Sec3	km/h	Driver No
				21.139			0
1.	1'12.804						0
2.	2'22.761	1'09.957 (9)	49.868	20.089			0
3.	3'31.801	1'09.040 (6)	49.018	20.022			0
4.	4'41.032	1'09.231 (7)	49.127	20.104			0
5.	5'51.048	1'10.016 (10)	49.573	20.443			0
6.	7'09.210	1'18.162 (11)	50.244	27.918			0
		Pit					
7.	9'07.346	1'58.136 (12)	1'37.274	20.862			0
8.	10'16.796	1'09.450 (8)	49.692	19.758			0
9.	11'25.121	1'08.325 (3)	48.695	19.630			0
10.	12'33.619	1'08.498 (4)	48.296	20.202			0
11.	13'41.740	1'08.121 (2)	48.411	19.710			0
12.	14'49.461	B 1'07.721 (1)	48.297	19.424			0
13.	15'58.224	1'08.763 (5)	48.669	20.094			0



MFJ承認競技会
FUN&RUN! 2-Wheels



2023 FUN&RUN 2-Wheels (鈴鹿サーキット東コース)

NEO STANDARD_CBR250R/VTR250 公式予選

2023 / 6 / 17 :



SUZUKA CIRCUIT

個別ラップ表

Weather :Fine

East Course(2,243m)

Track :Dry

No	19	Best Time	1'08.958	117.097 km/h
Name	原	Total Time	15'17.383	13 Laps
Team	オートサービス印南+オヤジーズ	Average Lap Time	1'10.146	
Type	Honda/CBR250R	Today's Rank	/ 10	
		Today's Top Time	1'04.033	126.104 km/h

No	19 (Driver1)	Best Time	km/h
Name	原 茂	Total Time	Laps
Team	オートサービス印南+オヤジーズ	Average Lap Time	
Type	Honda/CBR250R	Today's Rank	
		Today's Top Time	km/h

Lap	Passing Time	Lap Time	Sec1	Sec2	Sec3	km/h
				21.659		
1.	1'15.630					
		1'11.587 (12)	50.792	20.795		
2.	2'27.217					
		1'11.226 (11)	50.783	20.443		
3.	3'38.443					
		1'10.425 (9)	50.082	20.343		
4.	4'48.868					
		1'11.036 (10)	50.280	20.756		
5.	5'59.904					
		1'10.301 (8)	50.148	20.153		
6.	7'10.205					
		1'10.119 (7)	50.048	20.071		
7.	8'20.324					
		1'09.569 (3)	49.660	19.909		
8.	9'29.893					
		1'09.688 (5)	49.825	19.863		
9.	10'39.581					
		1'10.109 (6)	50.015	20.094		
10.	11'49.690					
		1'09.652 (4)	49.882	19.770		
11.	12'59.342					
		1'09.083 (2)	49.571	19.512		
12.	14'08.425					
		B 1'08.958 (1)	49.210	19.748		
13.	15'17.383					



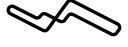
MFJ承認競技会
FUN&RUN! 2-Wheels



2023 FUN&RUN 2-Wheels (鈴鹿サーキット東コース)

NEO STANDARD_CBR250R/VTR250 公式予選

2023 / 6 / 17 :



SUZUKA CIRCUIT

個別ラップ表

Weather :Fine

East Course(2,243m)

Track :Dry

No	28	Best Time	1'08.036	118.684 km/h
Name	神谷/下垣内	Total Time	15'01.473	12 Laps
Team	J-peach with シンセツRT 2	Average Lap Time	1'14.425	
Type	Honda/CBR250R	Today's Rank	7 / 10	
		Today's Top Time	1'04.033	126.104 km/h

No	28 (Driver1)	Best Time		km/h
Name	神谷 健斗	Total Time		Laps
Team	J-peach with シンセツRT 2	Average Lap Time		
Type	Honda/CBR250R	Today's Rank		
		Today's Top Time		km/h

No	28 (Driver2)	Best Time		km/h
Name	下垣内 浩樹	Total Time		Laps
Team	J-peach with シンセツRT 2	Average Lap Time		
Type	Honda/CBR250R	Today's Rank		
		Today's Top Time		km/h

Lap	Passing Time	Lap Time	Sec1	Sec2	Sec3	km/h	Driver No
				22.812			0
1.	1'22.796						0
2.	2'34.138	1'11.342 (9)	50.739	20.603			0
3.	3'44.399	1'10.261 (6)	49.880	20.381			0
4.	4'53.264	1'08.865 (2)	48.848	20.017			0
5.	6'03.908	1'10.644 (7)	49.712	20.932			0
6.	7'14.047	1'10.139 (5)	49.202	20.937			0
7.	8'23.543	1'09.496 (4)	49.885	19.611			0
8.	9'31.579	B 1'08.036 (1)	48.601	19.435			0
9.	10'49.071	1'17.492 (10)	49.645	27.847			0
10.	12'41.323	1'52.252 (11)	1'31.418	20.834			0
11.	13'52.007	1'10.684 (8)	50.002	20.682			0
12.	15'01.473	1'09.466 (3)	49.421	20.045			0



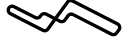
MFJ承認競技会
FUN&RUN! 2-Wheels



2023 FUN&RUN 2-Wheels (鈴鹿サーキット東コース)

NEO STANDARD_CBR250R/VTR250 公式予選

2023 / 6 / 17 :



SUZUKA CIRCUIT

個別ラップ表

Weather :Fine

East Course(2,243m)

Track :Dry

No	29	Best Time	1'06.200	121.976 km/h
Name	原田/長瀬	Total Time	15'04.337	11 Laps
Team	J-peach with シンセツRT	Average Lap Time	1'23.605	
Type	Honda/CBR250R	Today's Rank	4 / 10	
		Today's Top Time	1'04.033	126.104 km/h

No	29 (Driver1)	Best Time		km/h
Name	原田 晃好	Total Time		Laps
Team	J-peach with シンセツRT	Average Lap Time		
Type	Honda/CBR250R	Today's Rank		
		Today's Top Time		km/h

No	29 (Driver2)	Best Time		km/h
Name	長瀬 拓海	Total Time		Laps
Team	J-peach with シンセツRT	Average Lap Time		
Type	Honda/CBR250R	Today's Rank		
		Today's Top Time		km/h

Lap	Passing Time	Lap Time	Sec1	Sec2	Sec3	km/h	Driver No
				19.665			0
1.	1'08.287						0
2.	2'15.043	1'06.756 (6)	47.357	19.399			0
3.	3'21.476	1'06.433 (4)	47.059	19.374			0
4.	4'27.912	1'06.436 (5)	47.049	19.387			0
5.	5'34.311	1'06.399 (3)	47.102	19.297			0
6.	6'40.606	1'06.295 (2)	47.107	19.188			0
7.	7'46.806	B 1'06.200 (1)	47.116	19.084			0
8.	9'10.085	1'23.279 (9)	49.917	33.362			0
		Pit					
9.	12'30.574	3'20.489 (10)	3'01.147	19.342			0
10.	13'44.701	1'14.127 (7)	54.635	19.492			0
11.	15'04.337	1'19.636 (8)	48.977	30.659			0
		Pit					



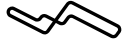
MFJ承認競技会
FUN&RUN! 2-Wheels



2023 FUN&RUN 2-Wheels (鈴鹿サーキット東コース)

NEO STANDARD_CBR250R/VTR250 公式予選

2023 / 6 / 17 :



SUZUKA CIRCUIT

個別ラップ表

Weather :Fine

East Course(2,243m)

Track :Dry

No	32	Best Time	1'05.427	123.417 km/h
Name	金田	Total Time	15'26.402	14 Laps
Team	Tw'sracing&KIKSいわにし接骨院	Average Lap Time	1'06.054	
Type	Honda/CBR250R	Today's Rank	3 / 10	
		Today's Top Time	1'04.033	126.104 km/h

No	32 (Driver1)	Best Time	km/h
Name	金田 博行	Total Time	Laps
Team	Tw'sracing&KIKSいわにし接骨院	Average Lap Time	
Type	Honda/CBR250R	Today's Rank	
		Today's Top Time	km/h

Lap	Passing Time	Lap Time	Sec1	Sec2	Sec3	km/h
				19.413		
1.	1'07.697					
2.	2'13.915	1'06.218 (12)	47.085	19.133		
3.	3'19.842	1'05.927 (10)	46.800	19.127		
4.	4'25.686	1'05.844 (8)	46.715	19.129		
5.	5'31.409	1'05.723 (5)	46.720	19.003		
6.	6'36.836	B 1'05.427 (1)	46.436	18.991		
7.	7'42.400	1'05.564 (3)	46.559	19.005		
8.	8'51.750	1'09.350 (13)	50.073	19.277		
9.	9'57.523	1'05.773 (6)	46.743	19.030		
10.	11'03.027	1'05.504 (2)	46.539	18.965		
11.	12'09.123	1'06.096 (11)	47.014	19.082		
12.	13'14.974	1'05.851 (9)	46.612	19.239		
13.	14'20.751	1'05.777 (7)	46.612	19.165		
14.	15'26.402	1'05.651 (4)	46.600	19.051		



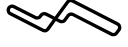
MFJ承認競技会
FUN&RUN! 2-Wheels



2023 FUN&RUN 2-Wheels (鈴鹿サーキット東コース)

NEO STANDARD_CBR250R/VTR250 公式予選

2023 / 6 / 17 :



SUZUKA CIRCUIT

個別ラップ表

Weather :Fine

East Course(2,243m)

Track :Dry

No	88	Best Time	1'04.033	126.104 km/h
Name	奥田/竹田	Total Time	15'10.844	13 Laps
Team	YTR+No Limit	Average Lap Time	1'09.689	
Type	Honda/CBR250R	Today's Rank	1 / 10	
		Today's Top Time	1'04.033	126.104 km/h

No	88 (Driver1)	Best Time	km/h
Name	奥田 勇人	Total Time	Laps
Team	YTR+No Limit	Average Lap Time	
Type	Honda/CBR250R	Today's Rank	
		Today's Top Time	km/h

No	88 (Driver2)	Best Time	km/h
Name	竹田 透	Total Time	Laps
Team	YTR+No Limit	Average Lap Time	
Type	Honda/CBR250R	Today's Rank	
		Today's Top Time	km/h

Lap	Passing Time	Lap Time	Sec1	Sec2	Sec3	km/h	Driver No
				20.396			0
1.	1'14.569						0
2.	2'21.242	1'06.673 (7)	47.400	19.273			0
3.	3'27.950	1'06.708 (9)	47.140	19.568			0
4.	4'34.581	1'06.631 (6)	47.223	19.408			0
5.	5'41.286	1'06.705 (8)	47.156	19.549			0
6.	6'48.328	1'07.042 (10)	47.618	19.424			0
7.	8'04.020	1'15.692 (11)	48.710	26.982			0
		Pit					
8.	9'49.187	1'45.167 (12)	1'26.613	18.554			0
9.	10'53.837	1'04.650 (5)	45.739	18.911			0
10.	11'58.108	1'04.271 (2)	45.580	18.691			0
11.	13'02.389	1'04.281 (3)	45.672	18.609			0
12.	14'06.811	1'04.422 (4)	45.807	18.615			0
13.	15'10.844	B 1'04.033 (1)	45.458	18.575			0



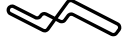
MFJ承認競技会
FUN&RUN! 2-Wheels



2023 FUN&RUN 2-Wheels (鈴鹿サーキット東コース)

NEO STANDARD_CBR250R/VTR250 公式予選

2023 / 6 / 17 :



SUZUKA CIRCUIT

個別ラップ表

Weather :Fine

East Course(2,243m)

Track :Dry

No	95	Best Time	1'04.554	125.086 km/h
Name	鈴木/福山	Total Time	15'30.154	12 Laps
Team	YTR with Fkworks	Average Lap Time	1'17.903	
Type	Honda/CBR250R	Today's Rank	2 / 10	
		Today's Top Time	1'04.033	126.104 km/h

No	95 (Driver1)	Best Time		km/h
Name	鈴木 克正	Total Time		Laps
Team	YTR with Fkworks	Average Lap Time		
Type	Honda/CBR250R	Today's Rank		
		Today's Top Time		km/h

No	95 (Driver2)	Best Time		km/h
Name	福山 京太	Total Time		Laps
Team	YTR with Fkworks	Average Lap Time		
Type	Honda/CBR250R	Today's Rank		
		Today's Top Time		km/h

Lap	Passing Time	Lap Time	Sec1	Sec2	Sec3	km/h	Driver No
				20.173			0
1.	1'13.221						0
2.	2'20.234	1'07.013 (7)	47.635	19.378			0
3.	3'24.788	B 1'04.554 (1)	45.769	18.785			0
4.	4'30.037	1'05.249 (5)	46.246	19.003			0
5.	5'45.346	1'15.309 (10)	50.039	25.270			0
6.	8'52.017	3'06.671 (11)	2'47.080	19.591			0
7.	9'56.807	1'04.790 (4)	45.930	18.860			0
8.	11'05.929	1'09.122 (9)	50.126	18.996			0
9.	12'12.196	1'06.267 (6)	46.196	20.071			0
10.	13'20.807	1'08.611 (8)	48.543	20.068			0
11.	14'25.455	1'04.648 (2)	45.973	18.675			0
12.	15'30.154	1'04.699 (3)	46.062	18.637			0



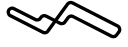
MFJ承認競技会
FUN&RUN! 2-Wheels



2023 FUN&RUN 2-Wheels (鈴鹿サーキット東コース)

NEO STANDARD_CBR250R/VTR250 公式予選

2023 / 6 / 17 :



SUZUKA CIRCUIT

個別ラップ表

Weather :Fine

East Course(2,243m)

Track :Dry

No	120	Best Time	1'07.471	119.678 km/h
Name	川端/森田	Total Time	15'58.646	13 Laps
Team	はっぴいえんどプロジェクト	Average Lap Time	1'14.117	
Type	Honda/CBR250R	Today's Rank	5 / 10	
		Today's Top Time	1'04.033	126.104 km/h

No	120 (Driver1)	Best Time		km/h
Name	川端 えり	Total Time		Laps
Team	はっぴいえんどプロジェクト	Average Lap Time		
Type	Honda/CBR250R	Today's Rank		
		Today's Top Time		km/h

No	120 (Driver2)	Best Time		km/h
Name	森田 正治	Total Time		Laps
Team	はっぴいえんどプロジェクト	Average Lap Time		
Type	Honda/CBR250R	Today's Rank		
		Today's Top Time		km/h

Lap	Passing Time	Lap Time	Sec1	Sec2	Sec3	km/h	Driver No
				19.787			0
1.	1'09.241						0
2.	2'18.107	1'08.866 (6)	49.091	19.775			0
3.	3'27.726	1'09.619 (9)	49.548	20.071			0
4.	4'36.233	1'08.507 (4)	48.568	19.939			0
5.	6'00.401	1'24.168 (11)	49.372	34.796			0
6.	7'57.955	1'57.554 (12)	1'36.986	20.568			0
7.	9'08.045	1'10.090 (10)	49.546	20.544			0
8.	10'17.428	1'09.383 (8)	49.373	20.010			0
9.	11'26.170	1'08.742 (5)	49.002	19.740			0
10.	12'35.205	1'09.035 (7)	48.995	20.040			0
11.	13'42.882	1'07.677 (2)	48.152	19.525			0
12.	14'50.353	B 1'07.471 (1)	48.010	19.461			0
13.	15'58.646	1'08.293 (3)	48.657	19.636			0

