



MFJ承認競技会  
**FUN&RUN! 2-Wheels**



2023 FUN&RUN 2-Wheels (鈴鹿サーキット東コース)

**NEO STANDARD\_Ninja250R/YZF-R25 決勝 レース**

2023 / 6 / 17 :

 **SUZUKA CIRCUIT**  
East Course(2,243m)

**個別ラップ表**

Weather :Fine  
Track :Dry

|      |                     |                  |           |              |
|------|---------------------|------------------|-----------|--------------|
| No   | 4                   | Best Time        | 1'05.526  | 123.230 km/h |
| Name | 池田/平井               | Total Time       | 26'04.225 | 21 Laps      |
| Team | 立秋モーターズ&Tela Design | Average Lap Time | 1'14.561  |              |
| Type | Kawasaki/Ninja250   | Today's Rank     | 9 / 16    |              |
|      |                     | Today's Top Time | 1'02.594  | 129.003 km/h |

|      |                     |                  |      |
|------|---------------------|------------------|------|
| No   | 4 (Driver1)         | Best Time        | km/h |
| Name | 池田 貴彦               | Total Time       | Laps |
| Team | 立秋モーターズ&Tela Design | Average Lap Time |      |
| Type | Kawasaki/Ninja250   | Today's Rank     |      |
|      |                     | Today's Top Time | km/h |

|      |                     |                  |      |
|------|---------------------|------------------|------|
| No   | 4 (Driver2)         | Best Time        | km/h |
| Name | 平井 善隆               | Total Time       | Laps |
| Team | 立秋モーターズ&Tela Design | Average Lap Time |      |
| Type | Kawasaki/Ninja250   | Today's Rank     |      |
|      |                     | Today's Top Time | km/h |

| Lap | Passing Time | Lap Time              | Sec1     | Sec2   | Sec3 | km/h | Driver No |
|-----|--------------|-----------------------|----------|--------|------|------|-----------|
|     |              |                       | 52.787   | 20.207 |      |      | 0         |
| 1.  | 1'12.994     |                       |          |        |      |      | 0         |
| 2.  | 2'21.639     | 1'08.645 (13)         | 48.720   | 19.925 |      |      | 0         |
| 3.  | 3'30.276     | 1'08.637 (12)         | 48.686   | 19.951 |      |      | 0         |
| 4.  | 4'38.868     | 1'08.592 (11)         | 48.613   | 19.979 |      |      | 0         |
| 5.  | 5'47.838     | 1'08.970 (15)         | 48.739   | 20.231 |      |      | 0         |
| 6.  | 6'57.401     | 1'09.563 (17)         | 49.343   | 20.220 |      |      | 0         |
| 7.  | 8'06.970     | 1'09.569 (18)         | 49.385   | 20.184 |      |      | 0         |
| 8.  | 9'14.956     | 1'07.986 (10)         | 48.125   | 19.861 |      |      | 0         |
| 9.  | 10'22.075    | 1'07.119 (8)          | 47.372   | 19.747 |      |      | 0         |
| 10. | 11'38.032    | 1'15.957 (19)         | 48.047   | 27.910 |      |      | 0         |
| 11. | 14'55.259    | 3'17.227 (20)         | 2'57.379 | 19.848 |      |      | 0         |
| 12. | 16'03.919    | 1'08.660 (14)         | 49.214   | 19.446 |      |      | 0         |
| 13. | 17'09.699    | 1'05.780 (2)          | 46.584   | 19.196 |      |      | 0         |
| 14. | 18'15.732    | 1'06.033 (3)          | 46.713   | 19.320 |      |      | 0         |
| 15. | 19'21.258    | <b>B 1'05.526</b> (1) | 46.428   | 19.098 |      |      | 0         |
| 16. | 20'27.745    | 1'06.487 (6)          | 47.148   | 19.339 |      |      | 0         |
| 17. | 21'34.229    | 1'06.484 (5)          | 47.080   | 19.404 |      |      | 0         |
| 18. | 22'40.479    | 1'06.250 (4)          | 46.952   | 19.298 |      |      | 0         |
| 19. | 23'47.893    | 1'07.414 (9)          | 47.126   | 20.288 |      |      | 0         |
| 20. | 24'57.421    | 1'09.528 (16)         | 50.114   | 19.414 |      |      | 0         |
| 21. | 26'04.225    | 1'06.804 (7)          | 47.283   | 19.521 |      |      | 0         |




MFJ承認競技会  
**FUN&RUN! 2-Wheels**



2023 FUN&RUN 2-Wheels (鈴鹿サーキット東コース)

**NEO STANDARD\_Ninja250R/YZF-R25 決勝 レース**

2023 / 6 / 17 :

 SUZUKA CIRCUIT  
East Course(2,243m)

個別ラップ表

Weather :Fine  
Track :Dry

|      |                          |                  |           |              |
|------|--------------------------|------------------|-----------|--------------|
| No   | 7                        | Best Time        | 1'05.950  | 122.438 km/h |
| Name | 向井                       | Total Time       | 26'30.279 | 23 Laps      |
| Team | Street ROCKET/オートサービスマカイ | Average Lap Time | 1'08.942  |              |
| Type | Kawasaki/Ninja250R       | Today's Rank     | 12 / 16   |              |
|      |                          | Today's Top Time | 1'02.594  | 129.003 km/h |

|      |                          |                  |      |
|------|--------------------------|------------------|------|
| No   | 7 (Driver1)              | Best Time        | km/h |
| Name | 向井 丈人                    | Total Time       | Laps |
| Team | Street ROCKET/オートサービスマカイ | Average Lap Time |      |
| Type | Kawasaki/Ninja250R       | Today's Rank     |      |
|      |                          | Today's Top Time | km/h |

| Lap | Passing Time | Lap Time              | Sec1     | Sec2   | Sec3 | km/h |
|-----|--------------|-----------------------|----------|--------|------|------|
|     |              |                       | 52.925   | 20.619 |      |      |
| 1.  | 1'13.544     |                       |          |        |      |      |
| 2.  | 2'21.930     | 1'08.386 (20)         | 48.411   | 19.975 |      |      |
| 3.  | 3'29.923     | 1'07.993 (18)         | 47.887   | 20.106 |      |      |
| 4.  | 4'38.126     | 1'08.203 (19)         | 48.002   | 20.201 |      |      |
| 5.  | 5'45.334     | 1'07.208 (14)         | 47.370   | 19.838 |      |      |
| 6.  | 6'51.430     | 1'06.096 (2)          | 46.810   | 19.286 |      |      |
| 7.  | 7'58.449     | 1'07.019 (9)          | 47.249   | 19.770 |      |      |
| 8.  | 9'05.320     | 1'06.871 (6)          | 47.370   | 19.501 |      |      |
| 9.  | 10'12.743    | 1'07.423 (16)         | 47.622   | 19.801 |      |      |
| 10. | 11'19.919    | 1'07.176 (13)         | 47.248   | 19.928 |      |      |
| 11. | 12'33.376    | 1'13.457 (21)         | 47.617   | 25.840 |      |      |
|     |              | Pit                   |          |        |      |      |
| 12. | 14'14.624    | 1'41.248 (22)         | 1'20.859 | 20.389 |      |      |
| 13. | 15'22.211    | 1'07.587 (17)         | 47.650   | 19.937 |      |      |
| 14. | 16'28.903    | 1'06.692 (4)          | 47.338   | 19.354 |      |      |
| 15. | 17'35.112    | 1'06.209 (3)          | 46.792   | 19.417 |      |      |
| 16. | 18'41.996    | 1'06.884 (7)          | 47.060   | 19.824 |      |      |
| 17. | 19'48.935    | 1'06.939 (8)          | 47.214   | 19.725 |      |      |
| 18. | 20'56.213    | 1'07.278 (15)         | 47.713   | 19.565 |      |      |
| 19. | 22'03.362    | 1'07.149 (12)         | 47.478   | 19.671 |      |      |
| 20. | 23'09.312    | <b>B 1'05.950</b> (1) | 46.524   | 19.426 |      |      |
| 21. | 24'16.150    | 1'06.838 (5)          | 47.123   | 19.715 |      |      |
| 22. | 25'23.252    | 1'07.102 (11)         | 47.125   | 19.977 |      |      |
| 23. | 26'30.279    | 1'07.027 (10)         | 47.123   | 19.904 |      |      |




MFJ承認競技会  
**FUN&RUN! 2-Wheels**



2023 FUN&RUN 2-Wheels (鈴鹿サーキット東コース)

**NEO STANDARD\_Ninja250R/YZF-R25 決勝 レース**

2023 / 6 / 17 :

 SUZUKA CIRCUIT  
East Course(2,243m)

個別ラップ表

Weather :Fine  
Track :Dry

|      |                    |                  |           |              |
|------|--------------------|------------------|-----------|--------------|
| No   | 12                 | Best Time        | 1'06.477  | 121.468 km/h |
| Name | 郡山/森島              | Total Time       | 26'14.906 | 22 Laps      |
| Team | HRTS with SHIMA    | Average Lap Time | 1'11.441  |              |
| Type | Kawasaki/Ninja250R | Today's Rank     | 15 / 16   |              |
|      |                    | Today's Top Time | 1'02.594  | 129.003 km/h |

|      |                    |                  |  |      |
|------|--------------------|------------------|--|------|
| No   | 12 (Driver1)       | Best Time        |  | km/h |
| Name | 郡山 隼一              | Total Time       |  | Laps |
| Team | HRTS with SHIMA    | Average Lap Time |  |      |
| Type | Kawasaki/Ninja250R | Today's Rank     |  |      |
|      |                    | Today's Top Time |  | km/h |

|      |                    |                  |  |      |
|------|--------------------|------------------|--|------|
| No   | 12 (Driver2)       | Best Time        |  | km/h |
| Name | 森島 一任              | Total Time       |  | Laps |
| Team | HRTS with SHIMA    | Average Lap Time |  |      |
| Type | Kawasaki/Ninja250R | Today's Rank     |  |      |
|      |                    | Today's Top Time |  | km/h |

| Lap | Passing Time | Lap Time              | Sec1     | Sec2   | Sec3 | km/h | Driver No |
|-----|--------------|-----------------------|----------|--------|------|------|-----------|
|     |              |                       | 53.707   | 20.937 |      |      | 0         |
| 1.  | 1'14.644     |                       |          |        |      |      | 0         |
| 2.  | 2'23.370     | 1'08.726 (8)          | 48.794   | 19.932 |      |      | 0         |
| 3.  | 3'32.258     | 1'08.888 (10)         | 48.850   | 20.038 |      |      | 0         |
| 4.  | 4'40.731     | 1'08.473 (6)          | 48.427   | 20.046 |      |      | 0         |
| 5.  | 5'48.968     | 1'08.237 (5)          | 48.371   | 19.866 |      |      | 0         |
| 6.  | 6'57.866     | 1'08.898 (11)         | 48.585   | 20.313 |      |      | 0         |
| 7.  | 8'06.623     | 1'08.757 (9)          | 48.476   | 20.281 |      |      | 0         |
| 8.  | 9'14.360     | 1'07.737 (4)          | 47.844   | 19.893 |      |      | 0         |
| 9.  | 10'21.870    | 1'07.510 (3)          | 47.707   | 19.803 |      |      | 0         |
| 10. | 11'29.146    | 1'07.276 (2)          | 47.509   | 19.767 |      |      | 0         |
| 11. | 12'35.623    | <b>B 1'06.477</b> (1) | 46.760   | 19.717 |      |      | 0         |
| 12. | 13'44.141    | 1'08.518 (7)          | 48.221   | 20.297 |      |      | 0         |
| 13. | 14'57.924    | 1'13.783 (19)         | 48.219   | 25.564 |      |      | 0         |
| 14. | 16'45.045    | Pit 1'47.121 (21)     | 1'25.905 | 21.216 |      |      | 0         |
| 15. | 17'55.468    | 1'10.423 (14)         | 49.757   | 20.666 |      |      | 0         |
| 16. | 19'06.600    | 1'11.132 (17)         | 50.225   | 20.907 |      |      | 0         |
| 17. | 20'16.367    | 1'09.767 (12)         | 49.271   | 20.496 |      |      | 0         |
| 18. | 21'26.805    | 1'10.438 (15)         | 49.435   | 21.003 |      |      | 0         |
| 19. | 22'37.180    | 1'10.375 (13)         | 49.600   | 20.775 |      |      | 0         |
| 20. | 23'47.760    | 1'10.580 (16)         | 49.845   | 20.735 |      |      | 0         |
| 21. | 25'00.362    | 1'12.602 (18)         | 51.265   | 21.337 |      |      | 0         |
| 22. | 26'14.906    | 1'14.544 (20)         | 52.691   | 21.853 |      |      | 0         |




MFJ承認競技会  
**FUN&RUN! 2-Wheels**



2023 FUN&RUN 2-Wheels (鈴鹿サーキット東コース)

**NEO STANDARD\_Ninja250R/YZF-R25 決勝 レース**

2023 / 6 / 17 :

 SUZUKA CIRCUIT  
East Course(2,243m)

個別ラップ表

Weather :Fine  
Track :Dry

|      |                   |                  |           |              |
|------|-------------------|------------------|-----------|--------------|
| No   | 17                | Best Time        | 1'02.867  | 128.443 km/h |
| Name | 細川/本田             | Total Time       | 26'15.494 | 24 Laps      |
| Team | ミンミン&ハタレーシング'ド'S組 | Average Lap Time | 1'05.676  |              |
| Type | Kawasaki/Ninja250 | Today's Rank     | 2 / 16    |              |
|      |                   | Today's Top Time | 1'02.594  | 129.003 km/h |

|      |                   |                  |  |      |
|------|-------------------|------------------|--|------|
| No   | 17 (Driver1)      | Best Time        |  | km/h |
| Name | 細川 和彦             | Total Time       |  | Laps |
| Team | ミンミン&ハタレーシング'ド'S組 | Average Lap Time |  |      |
| Type | Kawasaki/Ninja250 | Today's Rank     |  |      |
|      |                   | Today's Top Time |  | km/h |

|      |                   |                  |  |      |
|------|-------------------|------------------|--|------|
| No   | 17 (Driver2)      | Best Time        |  | km/h |
| Name | 本田 知英             | Total Time       |  | Laps |
| Team | ミンミン&ハタレーシング'ド'S組 | Average Lap Time |  |      |
| Type | Kawasaki/Ninja250 | Today's Rank     |  |      |
|      |                   | Today's Top Time |  | km/h |

| Lap | Passing Time | Lap Time              | Sec1     | Sec2   | Sec3 | km/h | Driver No |
|-----|--------------|-----------------------|----------|--------|------|------|-----------|
|     |              |                       | 46.142   | 18.784 |      |      | 0         |
| 1.  | 1'04.926     |                       |          |        |      |      | 0         |
| 2.  | 2'08.596     | 1'03.670 (9)          | 45.072   | 18.598 |      |      | 0         |
| 3.  | 3'11.576     | 1'02.980 (2)          | 44.531   | 18.449 |      |      | 0         |
| 4.  | 4'14.882     | 1'03.306 (6)          | 44.826   | 18.480 |      |      | 0         |
| 5.  | 5'18.317     | 1'03.435 (7)          | 44.869   | 18.566 |      |      | 0         |
| 6.  | 6'21.777     | 1'03.460 (8)          | 44.773   | 18.687 |      |      | 0         |
| 7.  | 7'25.015     | 1'03.238 (5)          | 44.531   | 18.707 |      |      | 0         |
| 8.  | 8'28.950     | 1'03.935 (11)         | 45.117   | 18.818 |      |      | 0         |
| 9.  | 9'31.817     | <b>B 1'02.867</b> (1) | 44.232   | 18.635 |      |      | 0         |
| 10. | 10'35.050    | 1'03.233 (4)          | 44.730   | 18.503 |      |      | 0         |
| 11. | 11'38.134    | 1'03.084 (3)          | 44.469   | 18.615 |      |      | 0         |
| 12. | 12'42.794    | 1'04.660 (15)         | 46.087   | 18.573 |      |      | 0         |
| 13. | 13'46.553    | 1'03.759 (10)         | 45.035   | 18.724 |      |      | 0         |
| 14. | 14'56.843    | 1'10.290 (22)         | 46.021   | 24.269 |      |      | 0         |
| 15. | 16'31.697    | Pit 1'34.854 (23)     | 1'15.933 | 18.921 |      |      | 0         |
| 16. | 17'36.647    | 1'04.950 (17)         | 46.024   | 18.926 |      |      | 0         |
| 17. | 18'42.447    | 1'05.800 (20)         | 46.008   | 19.792 |      |      | 0         |
| 18. | 19'47.413    | 1'04.966 (19)         | 45.942   | 19.024 |      |      | 0         |
| 19. | 20'51.404    | 1'03.991 (12)         | 45.082   | 18.909 |      |      | 0         |
| 20. | 21'55.395    | 1'03.991 (12)         | 45.269   | 18.722 |      |      | 0         |
| 21. | 23'00.206    | 1'04.811 (16)         | 45.929   | 18.882 |      |      | 0         |
| 22. | 24'05.161    | 1'04.955 (18)         | 45.502   | 19.453 |      |      | 0         |
| 23. | 25'11.232    | 1'06.071 (21)         | 46.550   | 19.521 |      |      | 0         |



MFJ承認競技会  
**FUN&RUN! 2-Wheels**



2023 FUN&RUN 2-Wheels (鈴鹿サーキット東コース)

**NEO STANDARD\_Ninja250R/YZF-R25 決勝レース**

2023/6/17 :

 SUZUKA CIRCUIT  
East Course(2,243m)

個別ラップ表

Weather :Fine  
Track :Dry

| Lap | Passing Time | Lap Time      | Sec1   | Sec2   | Sec3 | km/h | Driver No |
|-----|--------------|---------------|--------|--------|------|------|-----------|
| 24. | 26'15.494    | 1'04.262 (14) | 45.644 | 18.618 |      |      | 0         |



MFJ承認競技会  
**FUN&RUN! 2-Wheels**



2023 FUN&RUN 2-Wheels (鈴鹿サーキット東コース)

**NEO STANDARD\_Ninja250R/YZF-R25 決勝 レース**

2023 / 6 / 17 :

 SUZUKA CIRCUIT  
East Course(2,243m)

個別ラップ表

Weather :Fine  
Track :Dry

|      |                    |                  |           |              |
|------|--------------------|------------------|-----------|--------------|
| No   | 34                 | Best Time        | 1'03.407  | 127.349 km/h |
| Name | 増田                 | Total Time       | 26'48.263 | 24 Laps      |
| Team | クラブ・エスポイント         | Average Lap Time | 1'07.075  |              |
| Type | Kawasaki/Ninja250R | Today's Rank     | 6 / 16    |              |
|      |                    | Today's Top Time | 1'02.594  | 129.003 km/h |

|      |                    |                  |      |
|------|--------------------|------------------|------|
| No   | 34 (Driver1)       | Best Time        | km/h |
| Name | 増田 啓太              | Total Time       | Laps |
| Team | クラブ・エスポイント         | Average Lap Time |      |
| Type | Kawasaki/Ninja250R | Today's Rank     |      |
|      |                    | Today's Top Time | km/h |

| Lap | Passing Time | Lap Time              | Sec1     | Sec2   | Sec3 | km/h |
|-----|--------------|-----------------------|----------|--------|------|------|
|     |              |                       | 46.676   | 18.863 |      |      |
| 1.  | 1'05.539     |                       |          |        |      |      |
|     |              | 1'03.983 (9)          | 45.337   | 18.646 |      |      |
| 2.  | 2'09.522     |                       |          |        |      |      |
|     |              | <b>B 1'03.407 (1)</b> | 44.907   | 18.500 |      |      |
| 3.  | 3'12.929     |                       |          |        |      |      |
|     |              | 1'03.908 (7)          | 45.057   | 18.851 |      |      |
| 4.  | 4'16.837     |                       |          |        |      |      |
|     |              | 1'03.726 (3)          | 45.250   | 18.476 |      |      |
| 5.  | 5'20.563     |                       |          |        |      |      |
|     |              | 1'03.765 (4)          | 44.898   | 18.867 |      |      |
| 6.  | 6'24.328     |                       |          |        |      |      |
|     |              | 1'04.025 (11)         | 44.945   | 19.080 |      |      |
| 7.  | 7'28.353     |                       |          |        |      |      |
|     |              | 1'03.794 (5)          | 44.742   | 19.052 |      |      |
| 8.  | 8'32.147     |                       |          |        |      |      |
|     |              | 1'09.995 (21)         | 44.880   | 25.115 |      |      |
| 9.  | 9'42.142     | Pit                   |          |        |      |      |
|     |              | 1'32.287 (22)         | 1'07.239 | 25.048 |      |      |
| 10. | 11'14.429    | Pit                   |          |        |      |      |
|     |              | 1'36.638 (23)         | 1'17.808 | 18.830 |      |      |
| 11. | 12'51.067    |                       |          |        |      |      |
|     |              | 1'03.937 (8)          | 45.254   | 18.683 |      |      |
| 12. | 13'55.004    |                       |          |        |      |      |
|     |              | 1'03.478 (2)          | 45.028   | 18.450 |      |      |
| 13. | 14'58.482    |                       |          |        |      |      |
|     |              | 1'05.644 (20)         | 46.406   | 19.238 |      |      |
| 14. | 16'04.126    |                       |          |        |      |      |
|     |              | 1'03.992 (10)         | 45.423   | 18.569 |      |      |
| 15. | 17'08.118    |                       |          |        |      |      |
|     |              | 1'04.385 (13)         | 45.261   | 19.124 |      |      |
| 16. | 18'12.503    |                       |          |        |      |      |
|     |              | 1'04.547 (16)         | 45.309   | 19.238 |      |      |
| 17. | 19'17.050    |                       |          |        |      |      |
|     |              | 1'03.881 (6)          | 45.179   | 18.702 |      |      |
| 18. | 20'20.931    |                       |          |        |      |      |
|     |              | 1'04.411 (14)         | 45.048   | 19.363 |      |      |
| 19. | 21'25.342    |                       |          |        |      |      |
|     |              | 1'04.096 (12)         | 45.265   | 18.831 |      |      |
| 20. | 22'29.438    |                       |          |        |      |      |
|     |              | 1'04.554 (17)         | 45.718   | 18.836 |      |      |
| 21. | 23'33.992    |                       |          |        |      |      |
|     |              | 1'04.560 (18)         | 45.749   | 18.811 |      |      |
| 22. | 24'38.552    |                       |          |        |      |      |
|     |              | 1'05.192 (19)         | 45.833   | 19.359 |      |      |
| 23. | 25'43.744    |                       |          |        |      |      |
|     |              | 1'04.519 (15)         | 45.762   | 18.757 |      |      |
| 24. | 26'48.263    |                       |          |        |      |      |




MFJ承認競技会  
**FUN&RUN! 2-Wheels**



2023 FUN&RUN 2-Wheels (鈴鹿サーキット東コース)

**NEO STANDARD\_Ninja250R/YZF-R25 決勝 レース**

2023 / 6 / 17 :

 SUZUKA CIRCUIT  
East Course(2,243m)

個別ラップ表

Weather :Fine  
Track :Dry

|      |                           |                  |           |              |
|------|---------------------------|------------------|-----------|--------------|
| No   | 35                        | Best Time        | 1'05.859  | 122.607 km/h |
| Name | 渡辺                        | Total Time       | 26'17.995 | 23 Laps      |
| Team | ZAPPER-Racing & Moto Blue | Average Lap Time | 1'08.582  |              |
| Type | Kawasaki/Ninja250         | Today's Rank     | 11 / 16   |              |
|      |                           | Today's Top Time | 1'02.594  | 129.003 km/h |

|      |                           |                  |      |
|------|---------------------------|------------------|------|
| No   | 35 (Driver1)              | Best Time        | km/h |
| Name | 渡辺 素久                     | Total Time       | Laps |
| Team | ZAPPER-Racing & Moto Blue | Average Lap Time |      |
| Type | Kawasaki/Ninja250         | Today's Rank     |      |
|      |                           | Today's Top Time | km/h |

| Lap | Passing Time | Lap Time              | Sec1     | Sec2   | Sec3 | km/h |
|-----|--------------|-----------------------|----------|--------|------|------|
|     |              |                       | 49.835   | 19.342 |      |      |
| 1.  | 1'09.177     |                       |          |        |      |      |
| 2.  | 2'15.829     | 1'06.652 (16)         | 47.045   | 19.607 |      |      |
| 3.  | 3'22.432     | 1'06.603 (14)         | 47.316   | 19.287 |      |      |
| 4.  | 4'28.416     | 1'05.984 (3)          | 46.789   | 19.195 |      |      |
| 5.  | 5'34.932     | 1'06.516 (13)         | 47.218   | 19.298 |      |      |
| 6.  | 6'41.771     | 1'06.839 (18)         | 47.166   | 19.673 |      |      |
| 7.  | 7'47.630     | <b>B 1'05.859</b> (1) | 46.740   | 19.119 |      |      |
| 8.  | 8'53.653     | 1'06.023 (6)          | 46.667   | 19.356 |      |      |
| 9.  | 10'00.274    | 1'06.621 (15)         | 47.391   | 19.230 |      |      |
| 10. | 11'06.381    | 1'06.107 (7)          | 46.801   | 19.306 |      |      |
| 11. | 12'12.400    | 1'06.019 (5)          | 46.728   | 19.291 |      |      |
| 12. | 13'18.911    | 1'06.511 (12)         | 46.926   | 19.585 |      |      |
| 13. | 14'35.192    | 1'16.281 (21)         | 48.809   | 27.472 |      |      |
| 14. | 16'19.915    | 1'44.723 (22)         | 1'25.534 | 19.189 |      |      |
| 15. | 17'25.899    | 1'05.984 (3)          | 46.762   | 19.222 |      |      |
| 16. | 18'31.874    | 1'05.975 (2)          | 46.746   | 19.229 |      |      |
| 17. | 19'38.362    | 1'06.488 (11)         | 47.195   | 19.293 |      |      |
| 18. | 20'45.157    | 1'06.795 (17)         | 46.763   | 20.032 |      |      |
| 19. | 21'52.004    | 1'06.847 (19)         | 47.060   | 19.787 |      |      |
| 20. | 22'58.274    | 1'06.270 (9)          | 46.822   | 19.448 |      |      |
| 21. | 24'04.643    | 1'06.369 (10)         | 47.078   | 19.291 |      |      |
| 22. | 25'10.792    | 1'06.149 (8)          | 46.722   | 19.427 |      |      |
| 23. | 26'17.995    | 1'07.203 (20)         | 46.803   | 20.400 |      |      |




MFJ承認競技会  
**FUN&RUN! 2-Wheels**



2023 FUN&RUN 2-Wheels (鈴鹿サーキット東コース)

**NEO STANDARD\_Ninja250R/YZF-R25 決勝 レース**

2023 / 6 / 17 :

 SUZUKA CIRCUIT  
East Course(2,243m)

個別ラップ表

Weather :Fine  
Track :Dry

|      |                   |                  |           |              |
|------|-------------------|------------------|-----------|--------------|
| No   | 36                | Best Time        | 1'03.275  | 127.614 km/h |
| Name | 鈴木/志村             | Total Time       | 26'34.842 | 24 Laps      |
| Team | トリックスタークラブシニア     | Average Lap Time | 1'06.514  |              |
| Type | KAWASAKI/Ninja250 | Today's Rank     | 4 / 16    |              |
|      |                   | Today's Top Time | 1'02.594  | 129.003 km/h |

|      |                   |                  |  |      |
|------|-------------------|------------------|--|------|
| No   | 36 (Driver1)      | Best Time        |  | km/h |
| Name | 鈴木 克基             | Total Time       |  | Laps |
| Team | トリックスタークラブシニア     | Average Lap Time |  |      |
| Type | KAWASAKI/Ninja250 | Today's Rank     |  |      |
|      |                   | Today's Top Time |  | km/h |

|      |                   |                  |  |      |
|------|-------------------|------------------|--|------|
| No   | 36 (Driver2)      | Best Time        |  | km/h |
| Name | 志村 誠              | Total Time       |  | Laps |
| Team | トリックスタークラブシニア     | Average Lap Time |  |      |
| Type | KAWASAKI/Ninja250 | Today's Rank     |  |      |
|      |                   | Today's Top Time |  | km/h |

| Lap | Passing Time | Lap Time              | Sec1     | Sec2   | Sec3 | km/h | Driver No |
|-----|--------------|-----------------------|----------|--------|------|------|-----------|
| 1.  | 1'05.008     |                       | 46.406   | 18.602 |      |      | 0         |
| 2.  | 2'08.283     | <b>B 1'03.275</b> (1) | 44.818   | 18.457 |      |      | 0         |
| 3.  | 3'11.994     | 1'03.711 (3)          | 44.759   | 18.952 |      |      | 0         |
| 4.  | 4'16.393     | 1'04.399 (16)         | 45.695   | 18.704 |      |      | 0         |
| 5.  | 5'20.131     | 1'03.738 (4)          | 44.918   | 18.820 |      |      | 0         |
| 6.  | 6'23.923     | 1'03.792 (5)          | 44.938   | 18.854 |      |      | 0         |
| 7.  | 7'27.962     | 1'04.039 (9)          | 45.087   | 18.952 |      |      | 0         |
| 8.  | 8'31.800     | 1'03.838 (6)          | 45.081   | 18.757 |      |      | 0         |
| 9.  | 9'35.450     | 1'03.650 (2)          | 45.007   | 18.643 |      |      | 0         |
| 10. | 10'39.789    | 1'04.339 (15)         | 45.456   | 18.883 |      |      | 0         |
| 11. | 11'43.932    | 1'04.143 (12)         | 45.257   | 18.886 |      |      | 0         |
| 12. | 12'48.677    | 1'04.745 (17)         | 45.747   | 18.998 |      |      | 0         |
| 13. | 13'52.781    | 1'04.104 (11)         | 45.330   | 18.774 |      |      | 0         |
| 14. | 14'56.778    | 1'03.997 (8)          | 45.281   | 18.716 |      |      | 0         |
| 15. | 16'02.241    | 1'05.463 (19)         | 46.838   | 18.625 |      |      | 0         |
| 16. | 17'07.526    | 1'05.285 (18)         | 46.093   | 19.192 |      |      | 0         |
| 17. | 18'11.863    | 1'04.337 (14)         | 45.338   | 18.999 |      |      | 0         |
| 18. | 19'16.150    | 1'04.287 (13)         | 45.154   | 19.133 |      |      | 0         |
| 19. | 20'20.228    | 1'04.078 (10)         | 45.324   | 18.754 |      |      | 0         |
| 20. | 21'24.215    | 1'03.987 (7)          | 45.236   | 18.751 |      |      | 0         |
| 21. | 22'34.559    | 1'10.344 (22)         | 45.739   | 24.605 |      |      | 0         |
|     |              | Pit                   |          |        |      |      |           |
| 22. | 24'21.819    | 1'47.260 (23)         | 1'27.742 | 19.518 |      |      | 0         |
| 23. | 25'28.472    | 1'06.653 (21)         | 47.104   | 19.549 |      |      | 0         |





MFJ承認競技会  
**FUN&RUN! 2-Wheels**



2023 FUN&RUN 2-Wheels (鈴鹿サーキット東コース)

**NEO STANDARD\_Ninja250R/YZF-R25 決勝レース**

2023/6/17 :

 SUZUKA CIRCUIT  
East Course(2,243m)

個別ラップ表

Weather :Fine  
Track :Dry

| Lap | Passing Time | Lap Time      | Sec1   | Sec2   | Sec3 | km/h | Driver No |
|-----|--------------|---------------|--------|--------|------|------|-----------|
| 24. | 26'34.842    | 1'06.370 (20) | 46.981 | 19.389 |      |      | 0         |




MFJ承認競技会  
**FUN&RUN! 2-Wheels**



2023 FUN&RUN 2-Wheels (鈴鹿サーキット東コース)

**NEO STANDARD\_Ninja250R/YZF-R25 決勝レース**

2023 / 6 / 17 :

 SUZUKA CIRCUIT  
East Course(2,243m)

個別ラップ表

Weather :Fine  
Track :Dry

|      |   |                  |           |              |
|------|---|------------------|-----------|--------------|
| No   | 47                                      | Best Time        | 1'03.177  | 127.812 km/h |
| Name | 廣瀬                                      | Total Time       | 26'11.783 | 24 Laps      |
| Team | Street ROCKET&horikohboh/penske/motosta | Average Lap Time | 1'05.473  |              |
| Type | kawasaki/ninja250                       | Today's Rank     | 3 / 16    |              |
|      |   | Today's Top Time | 1'02.594  | 129.003 km/h |

|      |   |                  |      |
|------|---|------------------|------|
| No   | 47 (Driver1)                            | Best Time        | km/h |
| Name | 廣瀬 直人                                   | Total Time       | Laps |
| Team | Street ROCKET&horikohboh/penske/motosta | Average Lap Time |      |
| Type | kawasaki/ninja250                       | Today's Rank     |      |
|      |   | Today's Top Time | km/h |

| Lap | Passing Time | Lap Time              | Sec1     | Sec2   | Sec3 | km/h |
|-----|--------------|-----------------------|----------|--------|------|------|
|     |              |                       | 46.948   | 18.946 |      |      |
| 1.  | 1'05.894     |                       |          |        |      |      |
| 2.  | 2'09.906     | 1'04.012 (12)         | 45.266   | 18.746 |      |      |
| 3.  | 3'13.640     | 1'03.734 (5)          | 44.953   | 18.781 |      |      |
| 4.  | 4'17.549     | 1'03.909 (9)          | 45.033   | 18.876 |      |      |
| 5.  | 5'21.548     | 1'03.999 (10)         | 45.308   | 18.691 |      |      |
| 6.  | 6'25.239     | 1'03.691 (3)          | 44.967   | 18.724 |      |      |
| 7.  | 7'33.076     | Pit 1'07.837 (22)     | 45.040   | 22.797 |      |      |
| 8.  | 9'05.557     | 1'32.481 (23)         | 1'13.150 | 19.331 |      |      |
| 9.  | 10'09.566    | 1'04.009 (11)         | 45.278   | 18.731 |      |      |
| 10. | 11'14.421    | 1'04.855 (19)         | 45.735   | 19.120 |      |      |
| 11. | 12'18.204    | 1'03.783 (6)          | 45.103   | 18.680 |      |      |
| 12. | 13'22.050    | 1'03.846 (7)          | 45.309   | 18.537 |      |      |
| 13. | 14'26.110    | 1'04.060 (15)         | 45.370   | 18.690 |      |      |
| 14. | 15'30.004    | 1'03.894 (8)          | 45.249   | 18.645 |      |      |
| 15. | 16'34.036    | 1'04.032 (13)         | 45.300   | 18.732 |      |      |
| 16. | 17'37.213    | <b>B 1'03.177</b> (1) | 44.844   | 18.333 |      |      |
| 17. | 18'40.916    | 1'03.703 (4)          | 45.082   | 18.621 |      |      |
| 18. | 19'44.448    | 1'03.532 (2)          | 44.816   | 18.716 |      |      |
| 19. | 20'49.431    | 1'04.983 (20)         | 46.035   | 18.948 |      |      |
| 20. | 21'53.875    | 1'04.444 (17)         | 45.000   | 19.444 |      |      |
| 21. | 22'58.903    | 1'05.028 (21)         | 45.454   | 19.574 |      |      |
| 22. | 24'02.940    | 1'04.037 (14)         | 45.724   | 18.313 |      |      |
| 23. | 25'07.505    | 1'04.565 (18)         | 45.418   | 19.147 |      |      |
| 24. | 26'11.783    | 1'04.278 (16)         | 44.824   | 19.454 |      |      |




MFJ承認競技会  
**FUN&RUN! 2-Wheels**



2023 FUN&RUN 2-Wheels (鈴鹿サーキット東コース)

**NEO STANDARD\_Ninja250R/YZF-R25 決勝レース**

2023 / 6 / 17 :

 SUZUKA CIRCUIT  
East Course(2,243m)

個別ラップ表

Weather :Fine  
Track :Dry

|      |                   |                  |           |              |
|------|-------------------|------------------|-----------|--------------|
| No   | 48                | Best Time        | 1'06.096  | 122.168 km/h |
| Name | 庄司                | Total Time       | 26'24.822 | 23 Laps      |
| Team | Street ROCKET48   | Average Lap Time | 1'08.715  |              |
| Type | kawasaki/Ninja250 | Today's Rank     | 14 / 16   |              |
|      |                   | Today's Top Time | 1'02.594  | 129.003 km/h |

|      |                   |                  |      |
|------|-------------------|------------------|------|
| No   | 48 (Driver1)      | Best Time        | km/h |
| Name | 庄司 哲也             | Total Time       | Laps |
| Team | Street ROCKET48   | Average Lap Time |      |
| Type | kawasaki/Ninja250 | Today's Rank     |      |
|      |                   | Today's Top Time | km/h |

| Lap | Passing Time | Lap Time              | Sec1     | Sec2   | Sec3 | km/h |
|-----|--------------|-----------------------|----------|--------|------|------|
|     |              |                       | 52.964   | 20.114 |      |      |
| 1.  | 1'13.078     |                       |          |        |      |      |
| 2.  | 2'21.235     | 1'08.157 (20)         | 48.090   | 20.067 |      |      |
| 3.  | 3'28.560     | 1'07.325 (18)         | 47.770   | 19.555 |      |      |
| 4.  | 4'36.019     | 1'07.459 (19)         | 47.517   | 19.942 |      |      |
| 5.  | 5'42.682     | 1'06.663 (6)          | 47.270   | 19.393 |      |      |
| 6.  | 6'49.229     | 1'06.547 (5)          | 47.250   | 19.297 |      |      |
| 7.  | 7'55.738     | 1'06.509 (4)          | 46.810   | 19.699 |      |      |
| 8.  | 9'02.213     | 1'06.475 (3)          | 46.889   | 19.586 |      |      |
| 9.  | 10'09.030    | 1'06.817 (9)          | 47.565   | 19.252 |      |      |
| 10. | 11'22.039    | 1'13.009 (21)         | 47.675   | 25.334 |      |      |
|     |              | Pit                   |          |        |      |      |
| 11. | 13'02.925    | 1'40.886 (22)         | 1'21.233 | 19.653 |      |      |
| 12. | 14'10.105    | 1'07.180 (17)         | 47.685   | 19.495 |      |      |
| 13. | 15'16.815    | 1'06.710 (8)          | 47.156   | 19.554 |      |      |
| 14. | 16'23.699    | 1'06.884 (11)         | 47.402   | 19.482 |      |      |
| 15. | 17'30.577    | 1'06.878 (10)         | 47.561   | 19.317 |      |      |
| 16. | 18'37.248    | 1'06.671 (7)          | 47.248   | 19.423 |      |      |
| 17. | 19'44.396    | 1'07.148 (16)         | 47.450   | 19.698 |      |      |
| 18. | 20'51.454    | 1'07.058 (14)         | 47.304   | 19.754 |      |      |
| 19. | 21'57.750    | 1'06.296 (2)          | 46.887   | 19.409 |      |      |
| 20. | 23'04.718    | 1'06.968 (13)         | 46.740   | 20.228 |      |      |
| 21. | 24'11.783    | 1'07.065 (15)         | 47.569   | 19.496 |      |      |
| 22. | 25'18.726    | 1'06.943 (12)         | 47.519   | 19.424 |      |      |
| 23. | 26'24.822    | <b>B 1'06.096</b> (1) | 46.855   | 19.241 |      |      |




MFJ承認競技会  
**FUN&RUN! 2-Wheels**



2023 FUN&RUN 2-Wheels (鈴鹿サーキット東コース)

**NEO STANDARD\_Ninja250R/YZF-R25 決勝 レース**

2023 / 6 / 17 :

 **SUZUKA CIRCUIT**  
East Course(2,243m)

**個別ラップ表**

Weather :Fine  
Track :Dry

|      |                     |                  |           |              |
|------|---------------------|------------------|-----------|--------------|
| No   | 55                  | Best Time        | 1'03.360  | 127.443 km/h |
| Name | 西良                  | Total Time       | 26'20.081 | 24 Laps      |
| Team | Moto Blue with ちゃんぶ | Average Lap Time | 1'05.891  |              |
| Type | Kawasaki/Ninja250   | Today's Rank     | 5 / 16    |              |
|      |                     | Today's Top Time | 1'02.594  | 129.003 km/h |

|      |                     |                  |      |
|------|---------------------|------------------|------|
| No   | 55 (Driver1)        | Best Time        | km/h |
| Name | 西良 英之               | Total Time       | Laps |
| Team | Moto Blue with ちゃんぶ | Average Lap Time |      |
| Type | Kawasaki/Ninja250   | Today's Rank     |      |
|      |                     | Today's Top Time | km/h |

| Lap | Passing Time | Lap Time              | Sec1     | Sec2   | Sec3 | km/h |
|-----|--------------|-----------------------|----------|--------|------|------|
| 1.  | 1'04.586     |                       | 45.853   | 18.733 |      |      |
| 2.  | 2'08.988     | 1'04.402 (17)         | 45.759   | 18.643 |      |      |
| 3.  | 3'12.348     | <b>B 1'03.360</b> (1) | 44.766   | 18.594 |      |      |
| 4.  | 4'16.638     | 1'04.290 (16)         | 45.505   | 18.785 |      |      |
| 5.  | 5'20.322     | 1'03.684 (2)          | 44.962   | 18.722 |      |      |
| 6.  | 6'24.103     | 1'03.781 (4)          | 44.951   | 18.830 |      |      |
| 7.  | 7'28.130     | 1'04.027 (10)         | 45.081   | 18.946 |      |      |
| 8.  | 8'32.296     | 1'04.166 (14)         | 45.191   | 18.975 |      |      |
| 9.  | 9'36.272     | 1'03.976 (8)          | 44.867   | 19.109 |      |      |
| 10. | 10'40.380    | 1'04.108 (13)         | 45.223   | 18.885 |      |      |
| 11. | 11'44.241    | 1'03.861 (6)          | 44.895   | 18.966 |      |      |
| 12. | 12'49.118    | 1'04.877 (20)         | 45.711   | 19.166 |      |      |
| 13. | 13'53.616    | 1'04.498 (19)         | 45.556   | 18.942 |      |      |
| 14. | 14'57.541    | 1'03.925 (7)          | 45.388   | 18.537 |      |      |
| 15. | 16'03.915    | 1'06.374 (21)         | 47.209   | 19.165 |      |      |
| 16. | 17'07.670    | 1'03.755 (3)          | 45.109   | 18.646 |      |      |
| 17. | 18'12.073    | 1'04.403 (18)         | 45.283   | 19.120 |      |      |
| 18. | 19'16.338    | 1'04.265 (15)         | 45.115   | 19.150 |      |      |
| 19. | 20'20.370    | 1'04.032 (11)         | 45.339   | 18.693 |      |      |
| 20. | 21'24.474    | 1'04.104 (12)         | 45.311   | 18.793 |      |      |
| 21. | 22'35.586    | 1'11.112 (22)         | 45.830   | 25.282 |      |      |
| 22. | 24'12.250    | 1'36.664 (23)         | 1'17.879 | 18.785 |      |      |
| 23. | 25'16.060    | 1'03.810 (5)          | 45.095   | 18.715 |      |      |
| 24. | 26'20.081    | 1'04.021 (9)          | 45.227   | 18.794 |      |      |




MFJ承認競技会  
**FUN&RUN! 2-Wheels**



2023 FUN&RUN 2-Wheels (鈴鹿サーキット東コース)

**NEO STANDARD\_Ninja250R/YZF-R25 決勝 レース**

2023 / 6 / 17 :

 SUZUKA CIRCUIT  
East Course(2,243m)

個別ラップ表

Weather :Fine  
Track :Dry

|      |                         |                  |           |              |
|------|-------------------------|------------------|-----------|--------------|
| No   | 64                      | Best Time        | 1'03.631  | 126.900 km/h |
| Name | 平山/福山                   | Total Time       | 26'14.536 | 21 Laps      |
| Team | FKワークスHiroko withモトスポーツ | Average Lap Time | 1'14.972  |              |
| Type | Kawasaki/Ninja250       | Today's Rank     | 7 / 16    |              |
|      |                         | Today's Top Time | 1'02.594  | 129.003 km/h |

|      |                         |                  |      |
|------|-------------------------|------------------|------|
| No   | 64 (Driver1)            | Best Time        | km/h |
| Name | 平山 美奈                   | Total Time       | Laps |
| Team | FKワークスHiroko withモトスポーツ | Average Lap Time |      |
| Type | Kawasaki/Ninja250       | Today's Rank     |      |
|      |                         | Today's Top Time | km/h |

|      |                         |                  |      |
|------|-------------------------|------------------|------|
| No   | 64 (Driver2)            | Best Time        | km/h |
| Name | 福山 京太                   | Total Time       | Laps |
| Team | FKワークスHiroko withモトスポーツ | Average Lap Time |      |
| Type | Kawasaki/Ninja250       | Today's Rank     |      |
|      |                         | Today's Top Time | km/h |

| Lap | Passing Time | Lap Time              | Sec1     | Sec2   | Sec3 | km/h | Driver No |
|-----|--------------|-----------------------|----------|--------|------|------|-----------|
|     |              |                       | 54.061   | 21.036 |      |      | 0         |
| 1.  | 1'15.097     |                       |          |        |      |      | 0         |
| 2.  | 2'25.975     | 1'10.878 (16)         | 49.840   | 21.038 |      |      | 0         |
| 3.  | 3'37.652     | 1'11.677 (18)         | 50.727   | 20.950 |      |      | 0         |
| 4.  | 4'48.345     | 1'10.693 (14)         | 50.023   | 20.670 |      |      | 0         |
| 5.  | 5'58.830     | 1'10.485 (12)         | 49.906   | 20.579 |      |      | 0         |
| 6.  | 7'09.734     | 1'10.904 (17)         | 49.979   | 20.925 |      |      | 0         |
| 7.  | 8'20.542     | 1'10.808 (15)         | 50.213   | 20.595 |      |      | 0         |
| 8.  | 9'31.190     | 1'10.648 (13)         | 50.088   | 20.560 |      |      | 0         |
| 9.  | 10'41.592    | 1'10.402 (11)         | 49.832   | 20.570 |      |      | 0         |
| 10. | 11'51.192    | 1'09.600 (9)          | 48.943   | 20.657 |      |      | 0         |
| 11. | 13'01.546    | 1'10.354 (10)         | 49.852   | 20.502 |      |      | 0         |
| 12. | 14'21.047    | 1'19.501 (19)         | 50.755   | 28.746 |      |      | 0         |
|     |              | Pit                   |          |        |      |      |           |
| 13. | 17'40.218    | 3'19.171 (20)         | 3'00.350 | 18.821 |      |      | 0         |
| 14. | 18'44.806    | 1'04.588 (6)          | 45.729   | 18.859 |      |      | 0         |
| 15. | 19'49.206    | 1'04.400 (5)          | 45.623   | 18.777 |      |      | 0         |
| 16. | 20'54.049    | 1'04.843 (7)          | 45.732   | 19.111 |      |      | 0         |
| 17. | 21'57.830    | 1'03.781 (3)          | 44.797   | 18.984 |      |      | 0         |
| 18. | 23'01.524    | 1'03.694 (2)          | 45.070   | 18.624 |      |      | 0         |
| 19. | 24'05.502    | 1'03.978 (4)          | 44.672   | 19.306 |      |      | 0         |
| 20. | 25'10.905    | 1'05.403 (8)          | 45.990   | 19.413 |      |      | 0         |
| 21. | 26'14.536    | <b>B 1'03.631</b> (1) | 45.017   | 18.614 |      |      | 0         |



MFJ承認競技会  
**FUN&RUN! 2-Wheels**



2023 FUN&RUN 2-Wheels (鈴鹿サーキット東コース)

**NEO STANDARD\_Ninja250R/YZF-R25 決勝 レース**

2023 / 6 / 17 :

 SUZUKA CIRCUIT  
East Course(2,243m)

**個別ラップ表**

Weather :Fine  
Track :Dry

|      |                           |                  |           |              |
|------|---------------------------|------------------|-----------|--------------|
| No   | 71                        | Best Time        | 1'02.594  | 129.003 km/h |
| Name | 山本                        | Total Time       | 26'12.222 | 24 Laps      |
| Team | MOTO☆STAR #71 with PENSKE | Average Lap Time | 1'05.567  |              |
| Type | Kawasaki/Ninja250         | Today's Rank     | 1 / 16    |              |
|      |                           | Today's Top Time | 1'02.594  | 129.003 km/h |

|      |                           |                  |      |
|------|---------------------------|------------------|------|
| No   | 71 (Driver1)              | Best Time        | km/h |
| Name | 山本 晃久                     | Total Time       | Laps |
| Team | MOTO☆STAR #71 with PENSKE | Average Lap Time |      |
| Type | Kawasaki/Ninja250         | Today's Rank     |      |
|      |                           | Today's Top Time | km/h |

| Lap | Passing Time | Lap Time              | Sec1     | Sec2   | Sec3 | km/h |
|-----|--------------|-----------------------|----------|--------|------|------|
|     |              |                       | 45.658   | 18.512 |      |      |
| 1.  | 1'04.170     |                       |          |        |      |      |
| 2.  | 2'07.406     | 1'03.236 (6)          | 44.835   | 18.401 |      |      |
| 3.  | 3'11.365     | 1'03.959 (12)         | 45.195   | 18.764 |      |      |
| 4.  | 4'15.612     | 1'04.247 (13)         | 45.847   | 18.400 |      |      |
| 5.  | 5'18.859     | 1'03.247 (7)          | 44.763   | 18.484 |      |      |
| 6.  | 6'22.072     | 1'03.213 (4)          | 44.727   | 18.486 |      |      |
| 7.  | 7'25.569     | 1'03.497 (9)          | 44.726   | 18.771 |      |      |
| 8.  | 8'28.899     | 1'03.330 (8)          | 44.765   | 18.565 |      |      |
| 9.  | 9'32.034     | 1'03.135 (3)          | 44.516   | 18.619 |      |      |
| 10. | 10'35.264    | 1'03.230 (5)          | 44.877   | 18.353 |      |      |
| 11. | 11'37.858    | <b>B 1'02.594</b> (1) | 44.124   | 18.470 |      |      |
| 12. | 12'42.521    | 1'04.663 (19)         | 46.202   | 18.461 |      |      |
| 13. | 13'46.352    | 1'03.831 (10)         | 45.015   | 18.816 |      |      |
| 14. | 14'50.908    | 1'04.556 (17)         | 45.688   | 18.868 |      |      |
| 15. | 16'01.841    | 1'10.933 (22)         | 45.315   | 25.618 |      |      |
| 16. | 17'37.805    | Pit                   | 1'17.606 | 18.358 |      |      |
| 17. | 18'42.137    | 1'35.964 (23)         | 44.984   | 19.348 |      |      |
| 18. | 19'45.121    | 1'04.332 (14)         | 44.598   | 18.386 |      |      |
| 19. | 20'49.465    | 1'02.984 (2)          | 44.598   | 18.386 |      |      |
| 20. | 21'53.964    | 1'04.344 (15)         | 45.231   | 19.113 |      |      |
| 21. | 22'58.600    | 1'04.499 (16)         | 45.240   | 19.259 |      |      |
| 22. | 24'02.536    | 1'04.499 (16)         | 45.240   | 19.259 |      |      |
| 23. | 25'07.361    | 1'04.636 (18)         | 45.243   | 19.393 |      |      |
| 24. | 26'12.222    | 1'03.936 (11)         | 45.270   | 18.666 |      |      |
|     |              | 1'04.825 (20)         | 45.472   | 19.353 |      |      |
|     |              | 1'04.861 (21)         | 45.660   | 19.201 |      |      |




MFJ承認競技会  
**FUN&RUN! 2-Wheels**



2023 FUN&RUN 2-Wheels (鈴鹿サーキット東コース)

**NEO STANDARD\_Ninja250R/YZF-R25 決勝 レース**

2023 / 6 / 17 :

 **SUZUKA CIRCUIT**  
East Course(2,243m)

**個別ラップ表**

Weather :Fine  
Track :Dry

|      |                          |                  |                  |                     |
|------|--------------------------|------------------|------------------|---------------------|
| No   | <b>74</b>                | Best Time        | <b>1'04.141</b>  | <b>125.891</b> km/h |
| Name | <b>石崎</b>                | Total Time       | <b>26'55.930</b> | <b>24</b> Laps      |
| Team | <b>Time Bokan</b>        | Average Lap Time | <b>1'07.360</b>  |                     |
| Type | <b>Kawasaki/Ninja250</b> | Today's Rank     | <b>8 / 16</b>    |                     |
|      |                          | Today's Top Time | <b>1'02.594</b>  | <b>129.003</b> km/h |

|      |                          |                  |  |      |
|------|--------------------------|------------------|--|------|
| No   | <b>74 (Driver1)</b>      | Best Time        |  | km/h |
| Name | <b>石崎 篤</b>              | Total Time       |  | Laps |
| Team | <b>Time Bokan</b>        | Average Lap Time |  |      |
| Type | <b>Kawasaki/Ninja250</b> | Today's Rank     |  |      |
|      |                          | Today's Top Time |  | km/h |

| Lap | Passing Time | Lap Time              | Sec1     | Sec2   | Sec3 | km/h |
|-----|--------------|-----------------------|----------|--------|------|------|
|     |              |                       | 47.696   | 18.951 |      |      |
| 1.  | 1'06.647     |                       |          |        |      |      |
| 2.  | 2'11.359     | 1'04.712 (4)          | 45.492   | 19.220 |      |      |
| 3.  | 3'15.878     | 1'04.519 (3)          | 45.783   | 18.736 |      |      |
| 4.  | 4'20.685     | 1'04.807 (5)          | 45.840   | 18.967 |      |      |
| 5.  | 5'26.944     | 1'06.259 (13)         | 47.033   | 19.226 |      |      |
| 6.  | 6'33.589     | 1'06.645 (19)         | 47.404   | 19.241 |      |      |
| 7.  | 7'39.922     | 1'06.333 (14)         | 47.037   | 19.296 |      |      |
| 8.  | 8'46.610     | 1'06.688 (20)         | 47.171   | 19.517 |      |      |
| 9.  | 9'53.005     | 1'06.395 (15)         | 47.003   | 19.392 |      |      |
| 10. | 10'59.622    | 1'06.617 (18)         | 47.191   | 19.426 |      |      |
| 11. | 12'06.416    | 1'06.794 (21)         | 47.286   | 19.508 |      |      |
| 12. | 13'12.963    | 1'06.547 (16)         | 47.065   | 19.482 |      |      |
| 13. | 14'26.268    | 1'13.305 (22)         | 47.500   | 25.805 |      |      |
| 14. | 16'01.446    | 1'35.178 (23)         | 1'16.118 | 19.060 |      |      |
| 15. | 17'06.785    | 1'05.339 (7)          | 46.314   | 19.025 |      |      |
| 16. | 18'12.441    | 1'05.656 (9)          | 46.474   | 19.182 |      |      |
| 17. | 19'16.768    | 1'04.327 (2)          | 45.215   | 19.112 |      |      |
| 18. | 20'20.909    | <b>B 1'04.141</b> (1) | 45.258   | 18.883 |      |      |
| 19. | 21'25.812    | 1'04.903 (6)          | 45.733   | 19.170 |      |      |
| 20. | 22'31.209    | 1'05.397 (8)          | 46.152   | 19.245 |      |      |
| 21. | 23'37.130    | 1'05.921 (10)         | 46.653   | 19.268 |      |      |
| 22. | 24'43.164    | 1'06.034 (11)         | 46.749   | 19.285 |      |      |
| 23. | 25'49.774    | 1'06.610 (17)         | 47.362   | 19.248 |      |      |
| 24. | 26'55.930    | 1'06.156 (12)         | 46.887   | 19.269 |      |      |




MFJ承認競技会  
**FUN&RUN! 2-Wheels**



2023 FUN&RUN 2-Wheels (鈴鹿サーキット東コース)

**NEO STANDARD\_Ninja250R/YZF-R25 決勝 レース**

2023 / 6 / 17 :

 SUZUKA CIRCUIT  
East Course(2,243m)

個別ラップ表

Weather :Fine  
Track :Dry

|      |                      |                  |           |              |
|------|----------------------|------------------|-----------|--------------|
| No   | 77                   | Best Time        | 1'06.041  | 122.269 km/h |
| Name | 山下/滋野                | Total Time       | 26'51.010 | 23 Laps      |
| Team | 本家、山下ガレージ エコサポート お坊様 | Average Lap Time | 1'10.000  |              |
| Type | Kawasaki/Ninja250    | Today's Rank     | 13 / 16   |              |
|      |                      | Today's Top Time | 1'02.594  | 129.003 km/h |

|      |                      |                  |      |
|------|----------------------|------------------|------|
| No   | 77 (Driver1)         | Best Time        | km/h |
| Name | 山下 浩司                | Total Time       | Laps |
| Team | 本家、山下ガレージ エコサポート お坊様 | Average Lap Time |      |
| Type | Kawasaki/Ninja250    | Today's Rank     |      |
|      |                      | Today's Top Time | km/h |

|      |                      |                  |      |
|------|----------------------|------------------|------|
| No   | 77 (Driver2)         | Best Time        | km/h |
| Name | 滋野 敬宣                | Total Time       | Laps |
| Team | 本家、山下ガレージ エコサポート お坊様 | Average Lap Time |      |
| Type | Kawasaki/Ninja250    | Today's Rank     |      |
|      |                      | Today's Top Time | km/h |

| Lap | Passing Time | Lap Time              | Sec1     | Sec2   | Sec3 | km/h | Driver No |
|-----|--------------|-----------------------|----------|--------|------|------|-----------|
| 1.  | 1'10.994     |                       | 51.048   | 19.946 |      |      | 0         |
| 2.  | 2'18.908     | 1'07.914 (12)         | 48.116   | 19.798 |      |      | 0         |
| 3.  | 3'26.773     | 1'07.865 (11)         | 48.125   | 19.740 |      |      | 0         |
| 4.  | 4'35.662     | 1'08.889 (17)         | 48.914   | 19.975 |      |      | 0         |
| 5.  | 5'44.372     | 1'08.710 (13)         | 48.500   | 20.210 |      |      | 0         |
| 6.  | 6'53.525     | 1'09.153 (20)         | 48.674   | 20.479 |      |      | 0         |
| 7.  | 8'02.488     | 1'08.963 (19)         | 48.680   | 20.283 |      |      | 0         |
| 8.  | 9'11.402     | 1'08.914 (18)         | 48.856   | 20.058 |      |      | 0         |
| 9.  | 10'20.149    | 1'08.747 (15)         | 48.608   | 20.139 |      |      | 0         |
| 10. | 11'28.871    | 1'08.722 (14)         | 48.692   | 20.030 |      |      | 0         |
| 11. | 12'37.625    | 1'08.754 (16)         | 48.610   | 20.144 |      |      | 0         |
| 12. | 13'54.591    | 1'16.966 (21)         | 48.662   | 28.304 |      |      | 0         |
| 13. | 15'44.489    | 1'49.898 (22)         | 1'30.214 | 19.684 |      |      | 0         |
| 14. | 16'51.377    | 1'06.888 (8)          | 47.422   | 19.466 |      |      | 0         |
| 15. | 17'58.044    | 1'06.667 (7)          | 47.441   | 19.226 |      |      | 0         |
| 16. | 19'04.439    | 1'06.395 (3)          | 47.270   | 19.125 |      |      | 0         |
| 17. | 20'10.480    | <b>B 1'06.041</b> (1) | 46.756   | 19.285 |      |      | 0         |
| 18. | 21'16.683    | 1'06.203 (2)          | 46.861   | 19.342 |      |      | 0         |
| 19. | 22'23.094    | 1'06.411 (4)          | 47.053   | 19.358 |      |      | 0         |
| 20. | 23'29.546    | 1'06.452 (5)          | 47.232   | 19.220 |      |      | 0         |
| 21. | 24'36.179    | 1'06.633 (6)          | 47.157   | 19.476 |      |      | 0         |
| 22. | 25'43.642    | 1'07.463 (10)         | 48.019   | 19.444 |      |      | 0         |
| 23. | 26'51.010    | 1'07.368 (9)          | 47.891   | 19.477 |      |      | 0         |






MFJ承認競技会  
**FUN&RUN! 2-Wheels**



2023 FUN&RUN 2-Wheels (鈴鹿サーキット東コース)

**NEO STANDARD\_Ninja250R/YZF-R25 決勝 レース**

2023 / 6 / 17 :

 SUZUKA CIRCUIT  
East Course(2,243m)

個別ラップ表

Weather :Fine  
Track :Dry

|      |                    |                  |           |              |
|------|--------------------|------------------|-----------|--------------|
| No   | 79                 | Best Time        | 1'09.534  | 116.127 km/h |
| Name | 道中/道中              | Total Time       | 26'53.109 | 22 Laps      |
| Team | WDM Racing         | Average Lap Time | 1'13.225  |              |
| Type | Kawasaki/Ninja250R | Today's Rank     | 16 / 16   |              |
|      |                    | Today's Top Time | 1'02.594  | 129.003 km/h |

|      |                    |                  |  |      |
|------|--------------------|------------------|--|------|
| No   | 79 (Driver1)       | Best Time        |  | km/h |
| Name | 道中 愛               | Total Time       |  | Laps |
| Team | WDM Racing         | Average Lap Time |  |      |
| Type | Kawasaki/Ninja250R | Today's Rank     |  |      |
|      |                    | Today's Top Time |  | km/h |

|      |                    |                  |  |      |
|------|--------------------|------------------|--|------|
| No   | 79 (Driver2)       | Best Time        |  | km/h |
| Name | 道中 辰彦              | Total Time       |  | Laps |
| Team | WDM Racing         | Average Lap Time |  |      |
| Type | Kawasaki/Ninja250R | Today's Rank     |  |      |
|      |                    | Today's Top Time |  | km/h |

| Lap | Passing Time | Lap Time              | Sec1     | Sec2   | Sec3 | km/h | Driver No |
|-----|--------------|-----------------------|----------|--------|------|------|-----------|
|     |              |                       | 54.339   | 21.036 |      |      | 0         |
| 1.  | 1'15.375     |                       |          |        |      |      | 0         |
| 2.  | 2'26.187     | 1'10.812 (8)          | 49.759   | 21.053 |      |      | 0         |
| 3.  | 3'36.365     | 1'10.178 (5)          | 49.700   | 20.478 |      |      | 0         |
| 4.  | 4'47.054     | 1'10.689 (6)          | 49.963   | 20.726 |      |      | 0         |
| 5.  | 5'58.005     | 1'10.951 (10)         | 50.305   | 20.646 |      |      | 0         |
| 6.  | 7'09.136     | 1'11.131 (12)         | 50.222   | 20.909 |      |      | 0         |
| 7.  | 8'19.928     | 1'10.792 (7)          | 49.898   | 20.894 |      |      | 0         |
| 8.  | 9'30.059     | 1'10.131 (4)          | 49.922   | 20.209 |      |      | 0         |
| 9.  | 10'39.843    | 1'09.784 (2)          | 49.519   | 20.265 |      |      | 0         |
| 10. | 11'49.377    | <b>B 1'09.534</b> (1) | 49.056   | 20.478 |      |      | 0         |
| 11. | 12'59.170    | 1'09.793 (3)          | 49.206   | 20.587 |      |      | 0         |
| 12. | 14'17.648    | 1'18.478 (20)         | 50.141   | 28.337 |      |      | 0         |
| 13. | 16'05.759    | 1'48.111 (21)         | 1'27.504 | 20.607 |      |      | 0         |
| 14. | 17'17.177    | 1'11.418 (13)         | 50.729   | 20.689 |      |      | 0         |
| 15. | 18'27.992    | 1'10.815 (9)          | 50.115   | 20.700 |      |      | 0         |
| 16. | 19'40.028    | 1'12.036 (16)         | 51.716   | 20.320 |      |      | 0         |
| 17. | 20'51.470    | 1'11.442 (14)         | 50.957   | 20.485 |      |      | 0         |
| 18. | 22'02.535    | 1'11.065 (11)         | 50.269   | 20.796 |      |      | 0         |
| 19. | 23'14.063    | 1'11.528 (15)         | 50.645   | 20.883 |      |      | 0         |
| 20. | 24'27.251    | 1'13.188 (18)         | 52.203   | 20.985 |      |      | 0         |
| 21. | 25'40.967    | 1'13.716 (19)         | 52.464   | 21.252 |      |      | 0         |
| 22. | 26'53.109    | 1'12.142 (17)         | 51.320   | 20.822 |      |      | 0         |




MFJ承認競技会  
**FUN&RUN! 2-Wheels**



2023 FUN&RUN 2-Wheels (鈴鹿サーキット東コース)

**NEO STANDARD\_Ninja250R/YZF-R25 決勝 レース**

2023 / 6 / 17 :

 SUZUKA CIRCUIT  
East Course(2,243m)

個別ラップ表

Weather :Fine  
Track :Dry

|      |                              |                  |           |              |
|------|------------------------------|------------------|-----------|--------------|
| No   | 753                          | Best Time        | 1'05.844  | 122.635 km/h |
| Name | 黒田                           | Total Time       | 26'17.707 | 23 Laps      |
| Team | trickster&FKworks withなごみほ-む | Average Lap Time | 1'08.466  |              |
| Type | Kawasaki/Ninja250R           | Today's Rank     | 10 / 16   |              |
|      |                              | Today's Top Time | 1'02.594  | 129.003 km/h |

|      |                              |                  |      |
|------|------------------------------|------------------|------|
| No   | 753 (Driver1)                | Best Time        | km/h |
| Name | 黒田 和郎                        | Total Time       | Laps |
| Team | trickster&FKworks withなごみほ-む | Average Lap Time |      |
| Type | Kawasaki/Ninja250R           | Today's Rank     |      |
|      |                              | Today's Top Time | km/h |

| Lap | Passing Time | Lap Time              | Sec1     | Sec2   | Sec3 | km/h |
|-----|--------------|-----------------------|----------|--------|------|------|
|     |              |                       | 51.247   | 20.188 |      |      |
| 1.  | 1'11.435     |                       |          |        |      |      |
| 2.  | 2'19.790     | 1'08.355 (20)         | 48.359   | 19.996 |      |      |
| 3.  | 3'27.062     | 1'07.272 (18)         | 47.461   | 19.811 |      |      |
| 4.  | 4'34.884     | 1'07.822 (19)         | 47.945   | 19.877 |      |      |
| 5.  | 5'41.830     | 1'06.946 (17)         | 47.366   | 19.580 |      |      |
| 6.  | 6'48.674     | 1'06.844 (15)         | 47.223   | 19.621 |      |      |
| 7.  | 7'55.397     | 1'06.723 (12)         | 47.150   | 19.573 |      |      |
| 8.  | 9'01.594     | 1'06.197 (7)          | 46.990   | 19.207 |      |      |
| 9.  | 10'08.046    | 1'06.452 (11)         | 47.033   | 19.419 |      |      |
| 10. | 11'13.890    | <b>B 1'05.844</b> (1) | 46.618   | 19.226 |      |      |
| 11. | 12'19.895    | 1'06.005 (3)          | 46.703   | 19.302 |      |      |
| 12. | 13'26.039    | 1'06.144 (5)          | 46.877   | 19.267 |      |      |
| 13. | 14'41.343    | 1'15.304 (21)         | 46.539   | 28.765 |      |      |
| 14. | 16'20.132    | Pit 1'38.789 (22)     | 1'19.484 | 19.305 |      |      |
| 15. | 17'26.222    | 1'06.090 (4)          | 46.738   | 19.352 |      |      |
| 16. | 18'32.119    | 1'05.897 (2)          | 46.565   | 19.332 |      |      |
| 17. | 19'38.436    | 1'06.317 (9)          | 47.104   | 19.213 |      |      |
| 18. | 20'45.280    | 1'06.844 (15)         | 46.801   | 20.043 |      |      |
| 19. | 21'51.703    | 1'06.423 (10)         | 46.959   | 19.464 |      |      |
| 20. | 22'58.528    | 1'06.825 (14)         | 47.286   | 19.539 |      |      |
| 21. | 24'04.772    | 1'06.244 (8)          | 46.959   | 19.285 |      |      |
| 22. | 25'11.518    | 1'06.746 (13)         | 47.457   | 19.289 |      |      |
| 23. | 26'17.707    | 1'06.189 (6)          | 46.282   | 19.907 |      |      |




MFJ承認競技会  
**FUN&RUN! 2-Wheels**



2023 FUN&RUN 2-Wheels (鈴鹿サーキット東コース)

**NEO STANDARD\_Ninja250R/YZF-R25 決勝 レース**

2023 / 6 / 17 :

 SUZUKA CIRCUIT  
East Course(2,243m)

個別ラップ表

Weather :Fine  
Track :Dry

|      |                  |                  |           |              |
|------|------------------|------------------|-----------|--------------|
| No   | 8                | Best Time        | 1'06.096  | 122.168 km/h |
| Name | 宮本/高田            | Total Time       | 26'14.180 | 22 Laps      |
| Team | KMII★VEGA SPORTS | Average Lap Time | 1'11.726  |              |
| Type | YAMAHA/YZF-R25   | Today's Rank     | 11 / 15   |              |
|      |                  | Today's Top Time | 1'02.334  | 129.541 km/h |

|      |                  |                  |  |      |
|------|------------------|------------------|--|------|
| No   | 8 (Driver1)      | Best Time        |  | km/h |
| Name | 宮本 強史            | Total Time       |  | Laps |
| Team | KMII★VEGA SPORTS | Average Lap Time |  |      |
| Type | YAMAHA/YZF-R25   | Today's Rank     |  |      |
|      |                  | Today's Top Time |  | km/h |

|      |                  |                  |  |      |
|------|------------------|------------------|--|------|
| No   | 8 (Driver2)      | Best Time        |  | km/h |
| Name | 高田 晋煥            | Total Time       |  | Laps |
| Team | KMII★VEGA SPORTS | Average Lap Time |  |      |
| Type | YAMAHA/YZF-R25   | Today's Rank     |  |      |
|      |                  | Today's Top Time |  | km/h |

| Lap | Passing Time | Lap Time              | Sec1     | Sec2   | Sec3 | km/h | Driver No |
|-----|--------------|-----------------------|----------|--------|------|------|-----------|
|     |              |                       | 48.562   | 19.364 |      |      | 0         |
| 1.  | 1'07.926     |                       |          |        |      |      | 0         |
| 2.  | 2'14.198     | 1'06.272 (4)          | 46.858   | 19.414 |      |      | 0         |
| 3.  | 3'20.520     | 1'06.322 (6)          | 47.067   | 19.255 |      |      | 0         |
| 4.  | 4'27.537     | 1'07.017 (10)         | 47.610   | 19.407 |      |      | 0         |
| 5.  | 5'34.511     | 1'06.974 (9)          | 47.508   | 19.466 |      |      | 0         |
| 6.  | 6'41.058     | 1'06.547 (8)          | 47.160   | 19.387 |      |      | 0         |
| 7.  | 7'47.346     | 1'06.288 (5)          | 47.119   | 19.169 |      |      | 0         |
| 8.  | 8'53.443     | 1'06.097 (2)          | 46.775   | 19.322 |      |      | 0         |
| 9.  | 9'59.888     | 1'06.445 (7)          | 47.222   | 19.223 |      |      | 0         |
| 10. | 11'06.032    | 1'06.144 (3)          | 46.934   | 19.210 |      |      | 0         |
| 11. | 12'12.128    | <b>B 1'06.096</b> (1) | 46.922   | 19.174 |      |      | 0         |
| 12. | 13'27.393    | 1'15.265 (20)         | 47.579   | 27.686 |      |      | 0         |
| 13. | 15'22.465    | Pit 1'55.072 (21)     | 1'33.709 | 21.363 |      |      | 0         |
| 14. | 16'34.091    | 1'11.626 (12)         | 50.812   | 20.814 |      |      | 0         |
| 15. | 17'46.306    | 1'12.215 (15)         | 50.810   | 21.405 |      |      | 0         |
| 16. | 18'57.836    | 1'11.530 (11)         | 50.667   | 20.863 |      |      | 0         |
| 17. | 20'10.414    | 1'12.578 (16)         | 51.306   | 21.272 |      |      | 0         |
| 18. | 21'22.062    | 1'11.648 (13)         | 50.439   | 21.209 |      |      | 0         |
| 19. | 22'34.210    | 1'12.148 (14)         | 51.034   | 21.114 |      |      | 0         |
| 20. | 23'46.882    | 1'12.672 (17)         | 51.234   | 21.438 |      |      | 0         |
| 21. | 25'00.156    | 1'13.274 (18)         | 51.819   | 21.455 |      |      | 0         |
| 22. | 26'14.180    | 1'14.024 (19)         | 52.006   | 22.018 |      |      | 0         |




MFJ承認競技会  
**FUN&RUN! 2-Wheels**



2023 FUN&RUN 2-Wheels (鈴鹿サーキット東コース)

**NEO STANDARD\_Ninja250R/YZF-R25 決勝 レース**

2023 / 6 / 17 :

 **SUZUKA CIRCUIT**  
East Course(2,243m)

**個別ラップ表**

Weather :Fine  
Track :Dry

|      |                              |                  |                  |                     |
|------|------------------------------|------------------|------------------|---------------------|
| No   | <b>9</b>                     | Best Time        | <b>1'03.899</b>  | <b>126.368</b> km/h |
| Name | <b>田中/伊東</b>                 | Total Time       | <b>26'09.761</b> | <b>23</b> Laps      |
| Team | <b>ゆめふわレーシング with 伊東電気商会</b> | Average Lap Time | <b>1'08.328</b>  |                     |
| Type | <b>YAMAHA/YZF-R25</b>        | Today's Rank     | <b>6 / 15</b>    |                     |
|      |                              | Today's Top Time | <b>1'02.334</b>  | <b>129.541</b> km/h |

|      |                              |                  |  |      |
|------|------------------------------|------------------|--|------|
| No   | <b>9 (Driver1)</b>           | Best Time        |  | km/h |
| Name | <b>田中 大稀</b>                 | Total Time       |  | Laps |
| Team | <b>ゆめふわレーシング with 伊東電気商会</b> | Average Lap Time |  |      |
| Type | <b>YAMAHA/YZF-R25</b>        | Today's Rank     |  |      |
|      |                              | Today's Top Time |  | km/h |

|      |                              |                  |  |      |
|------|------------------------------|------------------|--|------|
| No   | <b>9 (Driver2)</b>           | Best Time        |  | km/h |
| Name | <b>伊東 廣幸</b>                 | Total Time       |  | Laps |
| Team | <b>ゆめふわレーシング with 伊東電気商会</b> | Average Lap Time |  |      |
| Type | <b>YAMAHA/YZF-R25</b>        | Today's Rank     |  |      |
|      |                              | Today's Top Time |  | km/h |

| Lap | Passing Time | Lap Time              | Sec1          | Sec2     | Sec3   | km/h | Driver No |
|-----|--------------|-----------------------|---------------|----------|--------|------|-----------|
|     |              |                       | 47.455        | 19.074   |        |      | 0         |
| 1.  | 1'06.529     |                       |               |          |        |      | 0         |
| 2.  | 2'10.886     | 1'04.357 (2)          | 45.463        | 18.894   |        |      | 0         |
| 3.  | 3'15.371     | 1'04.485 (3)          | 45.749        | 18.736   |        |      | 0         |
| 4.  | 4'19.270     | <b>B 1'03.899</b> (1) | 45.152        | 18.747   |        |      | 0         |
| 5.  | 5'24.237     | 1'04.967 (6)          | 46.166        | 18.801   |        |      | 0         |
| 6.  | 6'28.756     | 1'04.519 (4)          | 45.403        | 19.116   |        |      | 0         |
| 7.  | 7'33.580     | 1'04.824 (5)          | 45.859        | 18.965   |        |      | 0         |
| 8.  | 8'38.616     | 1'05.036 (7)          | 46.229        | 18.807   |        |      | 0         |
| 9.  | 9'43.959     | 1'05.343 (8)          | 46.084        | 19.259   |        |      | 0         |
| 10. | 10'49.722    | 1'05.763 (12)         | 46.706        | 19.057   |        |      | 0         |
| 11. | 11'55.582    | 1'05.860 (14)         | 46.654        | 19.206   |        |      | 0         |
| 12. | 13'01.755    | 1'06.173 (17)         | 46.715        | 19.458   |        |      | 0         |
| 13. | 14'08.048    | 1'06.293 (18)         | 46.885        | 19.408   |        |      | 0         |
| 14. | 15'13.500    | 1'05.452 (10)         | 46.489        | 18.963   |        |      | 0         |
| 15. | 16'18.939    | 1'05.439 (9)          | 46.541        | 18.898   |        |      | 0         |
| 16. | 17'24.823    | 1'05.884 (15)         | 46.715        | 19.169   |        |      | 0         |
| 17. | 18'30.346    | 1'05.523 (11)         | 46.412        | 19.111   |        |      | 0         |
| 18. | 19'36.202    | 1'05.856 (13)         | 46.978        | 18.878   |        |      | 0         |
| 19. | 20'42.104    | 1'05.902 (16)         | 46.579        | 19.323   |        |      | 0         |
| 20. | 21'56.671    | 1'14.567 (21)         | 46.969        | 27.598   |        |      | 0         |
| 21. | 23'54.526    | Pit                   | 1'57.855 (22) | 1'38.325 | 19.530 |      | 0         |
| 22. | 25'01.384    | 1'06.858 (19)         | 47.535        | 19.323   |        |      | 0         |
| 23. | 26'09.761    | 1'08.377 (20)         | 48.396        | 19.981   |        |      | 0         |



MFJ承認競技会  
**FUN&RUN! 2-Wheels**



2023 FUN&RUN 2-Wheels (鈴鹿サーキット東コース)

**NEO STANDARD\_Ninja250R/YZF-R25 決勝 レース**

2023 / 6 / 17 :

SUZUKA CIRCUIT  
East Course(2,243m)

個別ラップ表

Weather :Fine  
Track :Dry

|      |                            |                  |           |              |
|------|----------------------------|------------------|-----------|--------------|
| No   | 11                         | Best Time        | 1'08.518  | 117.849 km/h |
| Name | 中谷/森田                      | Total Time       | 26'56.025 | 22 Laps      |
| Team | TeamマツナガKDC Withバイクショップモリタ | Average Lap Time | 1'13.523  |              |
| Type | YAMAHA/YZF-R25             | Today's Rank     | 14 / 15   |              |
|      |                            | Today's Top Time | 1'02.334  | 129.541 km/h |

|      |                            |                  |      |
|------|----------------------------|------------------|------|
| No   | 11 (Driver1)               | Best Time        | km/h |
| Name | 中谷 紀彦                      | Total Time       | Laps |
| Team | TeamマツナガKDC Withバイクショップモリタ | Average Lap Time |      |
| Type | YAMAHA/YZF-R25             | Today's Rank     |      |
|      |                            | Today's Top Time | km/h |

|      |                            |                  |      |
|------|----------------------------|------------------|------|
| No   | 11 (Driver2)               | Best Time        | km/h |
| Name | 森田 洋                       | Total Time       | Laps |
| Team | TeamマツナガKDC Withバイクショップモリタ | Average Lap Time |      |
| Type | YAMAHA/YZF-R25             | Today's Rank     |      |
|      |                            | Today's Top Time | km/h |

| Lap | Passing Time | Lap Time              | Sec1     | Sec2   | Sec3 | km/h | Driver No |
|-----|--------------|-----------------------|----------|--------|------|------|-----------|
| 1.  | 1'12.026     |                       | 51.777   | 20.249 |      |      | 0         |
| 2.  | 2'20.544     | <b>B 1'08.518</b> (1) | 48.368   | 20.150 |      |      | 0         |
| 3.  | 3'29.529     | 1'08.985 (2)          | 48.480   | 20.505 |      |      | 0         |
| 4.  | 4'38.979     | 1'09.450 (7)          | 49.232   | 20.218 |      |      | 0         |
| 5.  | 5'48.393     | 1'09.414 (4)          | 48.994   | 20.420 |      |      | 0         |
| 6.  | 6'57.858     | 1'09.465 (8)          | 48.891   | 20.574 |      |      | 0         |
| 7.  | 8'07.519     | 1'09.661 (9)          | 49.033   | 20.628 |      |      | 0         |
| 8.  | 9'16.951     | 1'09.432 (6)          | 48.910   | 20.522 |      |      | 0         |
| 9.  | 10'26.375    | 1'09.424 (5)          | 48.913   | 20.511 |      |      | 0         |
| 10. | 11'35.666    | 1'09.291 (3)          | 48.900   | 20.391 |      |      | 0         |
| 11. | 12'56.128    | Pit<br>1'20.462 (20)  | 50.878   | 29.584 |      |      | 0         |
| 12. | 15'07.014    | 2'10.886 (21)         | 1'50.341 | 20.545 |      |      | 0         |
| 13. | 16'18.918    | 1'11.904 (19)         | 51.115   | 20.789 |      |      | 0         |
| 14. | 17'30.469    | 1'11.551 (18)         | 51.082   | 20.469 |      |      | 0         |
| 15. | 18'41.046    | 1'10.577 (12)         | 50.066   | 20.511 |      |      | 0         |
| 16. | 19'52.061    | 1'11.015 (16)         | 50.776   | 20.239 |      |      | 0         |
| 17. | 21'01.881    | 1'09.820 (10)         | 49.399   | 20.421 |      |      | 0         |
| 18. | 22'12.771    | 1'10.890 (14)         | 50.428   | 20.462 |      |      | 0         |
| 19. | 23'23.289    | 1'10.518 (11)         | 50.068   | 20.450 |      |      | 0         |
| 20. | 24'34.195    | 1'10.906 (15)         | 50.243   | 20.663 |      |      | 0         |
| 21. | 25'45.273    | 1'11.078 (17)         | 49.967   | 21.111 |      |      | 0         |
| 22. | 26'56.025    | 1'10.752 (13)         | 49.966   | 20.786 |      |      | 0         |




MFJ承認競技会  
**FUN&RUN! 2-Wheels**



2023 FUN&RUN 2-Wheels (鈴鹿サーキット東コース)

**NEO STANDARD\_Ninja250R/YZF-R25 決勝レース**

2023/6/17 :

 SUZUKA CIRCUIT  
East Course(2,243m)

個別ラップ表

Weather :Fine  
Track :Dry

|      |                |                  |           |              |
|------|----------------|------------------|-----------|--------------|
| No   | 29             | Best Time        | 1'08.588  | 117.729 km/h |
| Name | 堀内             | Total Time       | 26'33.163 | 22 Laps      |
| Team | 29-WORKS       | Average Lap Time | 1'12.334  |              |
| Type | YAMAHA/YZF-R25 | Today's Rank     | 15 / 15   |              |
|      |                | Today's Top Time | 1'02.334  | 129.541 km/h |

|      |                |                  |      |
|------|----------------|------------------|------|
| No   | 29 (Driver1)   | Best Time        | km/h |
| Name | 堀内 善博          | Total Time       | Laps |
| Team | 29-WORKS       | Average Lap Time |      |
| Type | YAMAHA/YZF-R25 | Today's Rank     |      |
|      |                | Today's Top Time | km/h |

| Lap | Passing Time | Lap Time              | Sec1     | Sec2   | Sec3 | km/h |
|-----|--------------|-----------------------|----------|--------|------|------|
|     |              |                       | 53.367   | 20.766 |      |      |
| 1.  | 1'14.133     |                       |          |        |      |      |
| 2.  | 2'22.828     | 1'08.695 (3)          | 48.695   | 20.000 |      |      |
| 3.  | 3'31.657     | 1'08.829 (4)          | 48.678   | 20.151 |      |      |
| 4.  | 4'41.602     | 1'09.945 (9)          | 49.441   | 20.504 |      |      |
| 5.  | 5'51.095     | 1'09.493 (7)          | 49.157   | 20.336 |      |      |
| 6.  | 7'01.945     | 1'10.850 (16)         | 50.109   | 20.741 |      |      |
| 7.  | 8'23.890     | 1'21.945 (20)         | 50.405   | 31.540 |      |      |
|     |              | Pit                   |          |        |      |      |
| 8.  | 10'12.596    | 1'48.706 (21)         | 1'27.968 | 20.738 |      |      |
| 9.  | 11'22.171    | 1'09.575 (8)          | 49.213   | 20.362 |      |      |
| 10. | 12'33.145    | 1'10.974 (18)         | 50.402   | 20.572 |      |      |
| 11. | 13'44.073    | 1'10.928 (17)         | 50.267   | 20.661 |      |      |
| 12. | 14'54.657    | 1'10.584 (14)         | 50.144   | 20.440 |      |      |
| 13. | 16'06.125    | 1'11.468 (19)         | 50.978   | 20.490 |      |      |
| 14. | 17'16.160    | 1'10.035 (10)         | 49.566   | 20.469 |      |      |
| 15. | 18'26.330    | 1'10.170 (11)         | 49.965   | 20.205 |      |      |
| 16. | 19'34.918    | <b>B 1'08.588</b> (1) | 48.613   | 19.975 |      |      |
| 17. | 20'45.185    | 1'10.267 (12)         | 49.772   | 20.495 |      |      |
| 18. | 21'53.800    | 1'08.615 (2)          | 48.604   | 20.011 |      |      |
| 19. | 23'04.469    | 1'10.669 (15)         | 50.191   | 20.478 |      |      |
| 20. | 24'13.709    | 1'09.240 (6)          | 49.033   | 20.207 |      |      |
| 21. | 25'24.131    | 1'10.422 (13)         | 49.448   | 20.974 |      |      |
| 22. | 26'33.163    | 1'09.032 (5)          | 49.206   | 19.826 |      |      |




MFJ承認競技会  
**FUN&RUN! 2-Wheels**



2023 FUN&RUN 2-Wheels (鈴鹿サーキット東コース)

**NEO STANDARD\_Ninja250R/YZF-R25 決勝 レース**

2023 / 6 / 17 :

 **SUZUKA CIRCUIT**  
East Course(2,243m)

**個別ラップ表**

Weather :Fine  
Track :Dry

|      |                             |                  |                  |                     |
|------|-----------------------------|------------------|------------------|---------------------|
| No   | <b>41</b>                   | Best Time        | <b>1'02.334</b>  | <b>129.541</b> km/h |
| Name | <b>鳥居</b>                   | Total Time       | <b>26'11.588</b> | <b>24</b> Laps      |
| Team | <b>KIKS&amp;Tw's41withM</b> | Average Lap Time | <b>1'05.581</b>  |                     |
| Type | <b>YAMAHA/YZF-R25</b>       | Today's Rank     | <b>1 / 15</b>    |                     |
|      |                             | Today's Top Time | <b>1'02.334</b>  | <b>129.541</b> km/h |

|      |                             |                  |  |      |
|------|-----------------------------|------------------|--|------|
| No   | <b>41 (Driver1)</b>         | Best Time        |  | km/h |
| Name | <b>鳥居 典生</b>                | Total Time       |  | Laps |
| Team | <b>KIKS&amp;Tw's41withM</b> | Average Lap Time |  |      |
| Type | <b>YAMAHA/YZF-R25</b>       | Today's Rank     |  |      |
|      |                             | Today's Top Time |  | km/h |

| Lap | Passing Time | Lap Time              | Sec1     | Sec2   | Sec3 | km/h |
|-----|--------------|-----------------------|----------|--------|------|------|
|     |              |                       | 44.642   | 18.570 |      |      |
| 1.  | 1'03.212     |                       |          |        |      |      |
| 2.  | 2'06.761     | 1'03.549 (14)         | 44.981   | 18.568 |      |      |
| 3.  | 3'11.150     | 1'04.389 (20)         | 45.559   | 18.830 |      |      |
| 4.  | 4'15.459     | 1'04.309 (19)         | 45.895   | 18.414 |      |      |
| 5.  | 5'18.615     | 1'03.156 (9)          | 44.647   | 18.509 |      |      |
| 6.  | 6'21.497     | 1'02.882 (6)          | 44.391   | 18.491 |      |      |
| 7.  | 7'24.677     | 1'03.180 (12)         | 44.671   | 18.509 |      |      |
| 8.  | 8'27.963     | 1'03.286 (13)         | 44.794   | 18.492 |      |      |
| 9.  | 9'31.127     | 1'03.164 (11)         | 44.603   | 18.561 |      |      |
| 10. | 10'34.143    | 1'03.016 (8)          | 44.543   | 18.473 |      |      |
| 11. | 11'37.155    | 1'03.012 (7)          | 44.663   | 18.349 |      |      |
| 12. | 12'39.957    | 1'02.802 (4)          | 44.457   | 18.345 |      |      |
| 13. | 13'43.834    | 1'03.877 (16)         | 44.605   | 19.272 |      |      |
| 14. | 14'46.579    | 1'02.745 (2)          | 44.252   | 18.493 |      |      |
| 15. | 15'49.389    | 1'02.810 (5)          | 44.492   | 18.318 |      |      |
| 16. | 16'53.280    | 1'03.891 (17)         | 44.433   | 19.458 |      |      |
| 17. | 17'56.437    | 1'03.157 (10)         | 44.856   | 18.301 |      |      |
| 18. | 18'58.771    | <b>B 1'02.334</b> (1) | 44.011   | 18.323 |      |      |
| 19. | 20'06.686    | 1'07.915 (21)         | 44.713   | 23.202 |      |      |
| 20. | 21'32.071    | Pit 1'25.385 (22)     | 1'03.114 | 22.271 |      |      |
| 21. | 23'00.979    | Pit 1'28.908 (23)     | 1'10.615 | 18.293 |      |      |
| 22. | 24'04.824    | 1'03.845 (15)         | 44.931   | 18.914 |      |      |
| 23. | 25'07.571    | 1'02.747 (3)          | 44.132   | 18.615 |      |      |
| 24. | 26'11.588    | 1'04.017 (18)         | 44.662   | 19.355 |      |      |




MFJ承認競技会  
**FUN&RUN! 2-Wheels**



2023 FUN&RUN 2-Wheels (鈴鹿サーキット東コース)

**NEO STANDARD\_Ninja250R/YZF-R25 決勝レース**

2023 / 6 / 17 :

 SUZUKA CIRCUIT  
East Course(2,243m)

個別ラップ表

Weather :Fine  
Track :Dry

|      |                            |                  |           |              |
|------|----------------------------|------------------|-----------|--------------|
| No   | 46                         | Best Time        | 1'03.196  | 127.774 km/h |
| Name | 森田                         | Total Time       | 26'14.623 | 24 Laps      |
| Team | MOTO Seek Racing&しゃんぺんしゃわあ | Average Lap Time | 1'05.537  |              |
| Type | YAMAHA/YZF-R25             | Today's Rank     | 4 / 15    |              |
|      |                            | Today's Top Time | 1'02.334  | 129.541 km/h |

|      |                            |                  |      |
|------|----------------------------|------------------|------|
| No   | 46 (Driver1)               | Best Time        | km/h |
| Name | 森田 宏祐                      | Total Time       | Laps |
| Team | MOTO Seek Racing&しゃんぺんしゃわあ | Average Lap Time |      |
| Type | YAMAHA/YZF-R25             | Today's Rank     |      |
|      |                            | Today's Top Time | km/h |

| Lap | Passing Time | Lap Time              | Sec1     | Sec2   | Sec3 | km/h |
|-----|--------------|-----------------------|----------|--------|------|------|
|     |              |                       | 47.945   | 19.323 |      |      |
| 1.  | 1'07.268     |                       |          |        |      |      |
|     |              | 1'04.312 (18)         | 45.153   | 19.159 |      |      |
| 2.  | 2'11.580     |                       |          |        |      |      |
|     |              | <b>B 1'03.196 (1)</b> | 44.661   | 18.535 |      |      |
| 3.  | 3'14.776     |                       |          |        |      |      |
|     |              | 1'03.610 (6)          | 45.001   | 18.609 |      |      |
| 4.  | 4'18.386     |                       |          |        |      |      |
|     |              | 1'03.560 (4)          | 45.047   | 18.513 |      |      |
| 5.  | 5'21.946     |                       |          |        |      |      |
|     |              | 1'03.445 (3)          | 44.766   | 18.679 |      |      |
| 6.  | 6'25.391     |                       |          |        |      |      |
|     |              | 1'03.329 (2)          | 44.566   | 18.763 |      |      |
| 7.  | 7'28.720     |                       |          |        |      |      |
|     |              | 1'04.001 (12)         | 44.779   | 19.222 |      |      |
| 8.  | 8'32.721     |                       |          |        |      |      |
|     |              | 1'03.769 (10)         | 44.583   | 19.186 |      |      |
| 9.  | 9'36.490     |                       |          |        |      |      |
|     |              | 1'03.565 (5)          | 44.771   | 18.794 |      |      |
| 10. | 10'40.055    |                       |          |        |      |      |
|     |              | 1'04.161 (15)         | 45.086   | 19.075 |      |      |
| 11. | 11'44.216    |                       |          |        |      |      |
|     |              | 1'04.836 (20)         | 45.584   | 19.252 |      |      |
| 12. | 12'49.052    |                       |          |        |      |      |
|     |              | 1'08.859 (22)         | 45.378   | 23.481 |      |      |
| 13. | 13'57.911    | Pit                   |          |        |      |      |
|     |              | 1'35.288 (23)         | 1'16.608 | 18.680 |      |      |
| 14. | 15'33.199    |                       |          |        |      |      |
|     |              | 1'03.849 (11)         | 45.154   | 18.695 |      |      |
| 15. | 16'37.048    |                       |          |        |      |      |
|     |              | 1'03.712 (9)          | 45.047   | 18.665 |      |      |
| 16. | 17'40.760    |                       |          |        |      |      |
|     |              | 1'04.203 (17)         | 45.319   | 18.884 |      |      |
| 17. | 18'44.963    |                       |          |        |      |      |
|     |              | 1'04.189 (16)         | 45.120   | 19.069 |      |      |
| 18. | 19'49.152    |                       |          |        |      |      |
|     |              | 1'04.043 (13)         | 45.176   | 18.867 |      |      |
| 19. | 20'53.195    |                       |          |        |      |      |
|     |              | 1'04.059 (14)         | 45.203   | 18.856 |      |      |
| 20. | 21'57.254    |                       |          |        |      |      |
|     |              | 1'03.636 (7)          | 45.186   | 18.450 |      |      |
| 21. | 23'00.890    |                       |          |        |      |      |
|     |              | 1'04.546 (19)         | 45.160   | 19.386 |      |      |
| 22. | 24'05.436    |                       |          |        |      |      |
|     |              | 1'05.535 (21)         | 46.086   | 19.449 |      |      |
| 23. | 25'10.971    |                       |          |        |      |      |
|     |              | 1'03.652 (8)          | 45.156   | 18.496 |      |      |
| 24. | 26'14.623    |                       |          |        |      |      |






MFJ承認競技会  
**FUN&RUN! 2-Wheels**



2023 FUN&RUN 2-Wheels (鈴鹿サーキット東コース)

**NEO STANDARD\_Ninja250R/YZF-R25 決勝 レース**

2023 / 6 / 17 :

 **SUZUKA CIRCUIT**  
East Course(2,243m)

**個別ラップ表**

Weather :Fine  
Track :Dry

|      |                |                  |           |              |
|------|----------------|------------------|-----------|--------------|
| No   | 51             | Best Time        | 1'06.012  | 122.323 km/h |
| Name | 金内/山本          | Total Time       | 26'46.741 | 23 Laps      |
| Team | ラクス&鈴鹿R&D      | Average Lap Time | 1'09.811  |              |
| Type | YAMAHA/YZF-R25 | Today's Rank     | 10 / 15   |              |
|      |                | Today's Top Time | 1'02.334  | 129.541 km/h |

|      |                |                  |      |
|------|----------------|------------------|------|
| No   | 51 (Driver1)   | Best Time        | km/h |
| Name | 金内 紀雄          | Total Time       | Laps |
| Team | ラクス&鈴鹿R&D      | Average Lap Time |      |
| Type | YAMAHA/YZF-R25 | Today's Rank     |      |
|      |                | Today's Top Time | km/h |

|      |                |                  |      |
|------|----------------|------------------|------|
| No   | 51 (Driver2)   | Best Time        | km/h |
| Name | 山本 宏幸          | Total Time       | Laps |
| Team | ラクス&鈴鹿R&D      | Average Lap Time |      |
| Type | YAMAHA/YZF-R25 | Today's Rank     |      |
|      |                | Today's Top Time | km/h |

| Lap | Passing Time | Lap Time              | Sec1     | Sec2   | Sec3 | km/h | Driver No |
|-----|--------------|-----------------------|----------|--------|------|------|-----------|
| 1.  | 1'10.893     |                       | 50.801   | 20.092 |      |      | 0         |
| 2.  | 2'19.669     | 1'08.776 (17)         | 48.807   | 19.969 |      |      | 0         |
| 3.  | 3'27.861     | 1'08.192 (14)         | 48.329   | 19.863 |      |      | 0         |
| 4.  | 4'36.726     | 1'08.865 (19)         | 48.234   | 20.631 |      |      | 0         |
| 5.  | 5'45.105     | 1'08.379 (15)         | 48.318   | 20.061 |      |      | 0         |
| 6.  | 6'54.072     | 1'08.967 (20)         | 48.046   | 20.921 |      |      | 0         |
| 7.  | 8'02.808     | 1'08.736 (16)         | 48.332   | 20.404 |      |      | 0         |
| 8.  | 9'11.602     | 1'08.794 (18)         | 48.693   | 20.101 |      |      | 0         |
| 9.  | 10'17.962    | 1'06.360 (4)          | 46.951   | 19.409 |      |      | 0         |
| 10. | 11'24.449    | 1'06.487 (5)          | 47.104   | 19.383 |      |      | 0         |
| 11. | 12'31.508    | 1'07.059 (8)          | 47.617   | 19.442 |      |      | 0         |
| 12. | 13'38.092    | 1'06.584 (6)          | 47.056   | 19.528 |      |      | 0         |
| 13. | 14'54.371    | Pit 1'16.279 (21)     | 48.539   | 27.740 |      |      | 0         |
| 14. | 16'45.212    | 1'50.841 (22)         | 1'30.307 | 20.534 |      |      | 0         |
| 15. | 17'52.672    | 1'07.460 (13)         | 47.412   | 20.048 |      |      | 0         |
| 16. | 19'00.095    | 1'07.423 (12)         | 47.482   | 19.941 |      |      | 0         |
| 17. | 20'06.758    | 1'06.663 (7)          | 47.163   | 19.500 |      |      | 0         |
| 18. | 21'12.770    | <b>B 1'06.012</b> (1) | 46.586   | 19.426 |      |      | 0         |
| 19. | 22'18.923    | 1'06.153 (3)          | 46.807   | 19.346 |      |      | 0         |
| 20. | 23'24.948    | 1'06.025 (2)          | 46.693   | 19.332 |      |      | 0         |
| 21. | 24'32.265    | 1'07.317 (11)         | 47.873   | 19.444 |      |      | 0         |
| 22. | 25'39.478    | 1'07.213 (9)          | 47.486   | 19.727 |      |      | 0         |
| 23. | 26'46.741    | 1'07.263 (10)         | 47.614   | 19.649 |      |      | 0         |




MFJ承認競技会  
**FUN&RUN! 2-Wheels**



2023 FUN&RUN 2-Wheels (鈴鹿サーキット東コース)

**NEO STANDARD\_Ninja250R/YZF-R25 決勝レース**

2023 / 6 / 17 :

 SUZUKA CIRCUIT  
East Course(2,243m)

個別ラップ表

Weather :Fine  
Track :Dry

|      |                       |                  |           |              |
|------|-----------------------|------------------|-----------|--------------|
| No   | 61                    | Best Time        | 1'05.650  | 122.998 km/h |
| Name | 満野                    | Total Time       | 26'25.385 | 23 Laps      |
| Team | OMRacing+はたけやま鍼灸整骨院+M | Average Lap Time | 1'08.962  |              |
| Type | YAMAHA/YZF-R25        | Today's Rank     | 8 / 15    |              |
|      |                       | Today's Top Time | 1'02.334  | 129.541 km/h |

|      |                       |                  |      |
|------|-----------------------|------------------|------|
| No   | 61 (Driver1)          | Best Time        | km/h |
| Name | 満野 吉則                 | Total Time       | Laps |
| Team | OMRacing+はたけやま鍼灸整骨院+M | Average Lap Time |      |
| Type | YAMAHA/YZF-R25        | Today's Rank     |      |
|      |                       | Today's Top Time | km/h |

| Lap | Passing Time | Lap Time              | Sec1     | Sec2   | Sec3 | km/h |
|-----|--------------|-----------------------|----------|--------|------|------|
|     |              |                       | 48.838   | 19.365 |      |      |
| 1.  | 1'08.203     |                       |          |        |      |      |
| 2.  | 2'14.478     | 1'06.275 (5)          | 46.839   | 19.436 |      |      |
| 3.  | 3'20.982     | 1'06.504 (8)          | 46.941   | 19.563 |      |      |
| 4.  | 4'27.791     | 1'06.809 (13)         | 47.312   | 19.497 |      |      |
| 5.  | 5'34.330     | 1'06.539 (10)         | 47.059   | 19.480 |      |      |
| 6.  | 6'41.681     | 1'07.351 (16)         | 47.694   | 19.657 |      |      |
| 7.  | 7'48.580     | 1'06.899 (14)         | 47.179   | 19.720 |      |      |
| 8.  | 8'55.039     | 1'06.459 (6)          | 46.966   | 19.493 |      |      |
| 9.  | 10'01.814    | 1'06.775 (12)         | 47.045   | 19.730 |      |      |
| 10. | 11'09.761    | 1'07.947 (19)         | 47.595   | 20.352 |      |      |
| 11. | 12'16.863    | 1'07.102 (15)         | 47.462   | 19.640 |      |      |
| 12. | 13'24.239    | 1'07.376 (17)         | 47.361   | 20.015 |      |      |
| 13. | 14'40.457    | 1'16.218 (21)         | 47.654   | 28.564 |      |      |
| 14. | 16'26.567    | 1'46.110 (22)         | 1'26.666 | 19.444 |      |      |
| 15. | 17'33.070    | 1'06.503 (7)          | 46.871   | 19.632 |      |      |
| 16. | 18'40.865    | 1'07.795 (18)         | 47.532   | 20.263 |      |      |
| 17. | 19'47.381    | 1'06.516 (9)          | 46.996   | 19.520 |      |      |
| 18. | 20'54.106    | 1'06.725 (11)         | 46.892   | 19.833 |      |      |
| 19. | 22'02.236    | 1'08.130 (20)         | 47.817   | 20.313 |      |      |
| 20. | 23'08.163    | 1'05.927 (4)          | 46.822   | 19.105 |      |      |
| 21. | 24'13.813    | <b>B 1'05.650</b> (1) | 46.319   | 19.331 |      |      |
| 22. | 25'19.698    | 1'05.885 (3)          | 46.628   | 19.257 |      |      |
| 23. | 26'25.385    | 1'05.687 (2)          | 46.568   | 19.119 |      |      |




MFJ承認競技会  
**FUN&RUN! 2-Wheels**



2023 FUN&RUN 2-Wheels (鈴鹿サーキット東コース)

**NEO STANDARD\_Ninja250R/YZF-R25 決勝レース**

2023/6/17 :

 SUZUKA CIRCUIT  
East Course(2,243m)

個別ラップ表

Weather :Fine  
Track :Dry

|      |                      |                  |           |              |
|------|----------------------|------------------|-----------|--------------|
| No   | 73                   | Best Time        | 1'02.407  | 129.389 km/h |
| Name | 杉島                   | Total Time       | 25'58.205 | 24 Laps      |
| Team | ワルキューレ&OSデザイン&かつらぎ運輸 | Average Lap Time | 1'04.994  |              |
| Type | YAMAHA/YZF-R25       | Today's Rank     | 2 / 15    |              |
|      |                      | Today's Top Time | 1'02.334  | 129.541 km/h |

|      |                      |                  |      |
|------|----------------------|------------------|------|
| No   | 73 (Driver1)         | Best Time        | km/h |
| Name | 杉島 潤                 | Total Time       | Laps |
| Team | ワルキューレ&OSデザイン&かつらぎ運輸 | Average Lap Time |      |
| Type | YAMAHA/YZF-R25       | Today's Rank     |      |
|      |                      | Today's Top Time | km/h |

| Lap | Passing Time | Lap Time              | Sec1     | Sec2   | Sec3 | km/h |
|-----|--------------|-----------------------|----------|--------|------|------|
|     |              |                       | 44.781   | 18.561 |      |      |
| 1.  | 1'03.342     |                       |          |        |      |      |
| 2.  | 2'06.846     | 1'03.504 (15)         | 44.969   | 18.535 |      |      |
| 3.  | 3'11.278     | 1'04.432 (20)         | 45.574   | 18.858 |      |      |
| 4.  | 4'15.022     | 1'03.744 (17)         | 45.297   | 18.447 |      |      |
| 5.  | 5'18.075     | 1'03.053 (6)          | 44.513   | 18.540 |      |      |
| 6.  | 6'21.878     | 1'03.803 (18)         | 45.149   | 18.654 |      |      |
| 7.  | 7'25.338     | 1'03.460 (14)         | 44.768   | 18.692 |      |      |
| 8.  | 8'28.067     | 1'02.729 (3)          | 44.206   | 18.523 |      |      |
| 9.  | 9'31.400     | 1'03.333 (8)          | 44.853   | 18.480 |      |      |
| 10. | 10'34.635    | 1'03.235 (7)          | 44.865   | 18.370 |      |      |
| 11. | 11'37.570    | 1'02.935 (4)          | 44.531   | 18.404 |      |      |
| 12. | 12'40.917    | 1'03.347 (9)          | 44.984   | 18.363 |      |      |
| 13. | 13'44.270    | 1'03.353 (10)         | 44.674   | 18.679 |      |      |
| 14. | 14'47.662    | 1'03.392 (11)         | 44.532   | 18.860 |      |      |
| 15. | 15'50.075    | 1'02.413 (2)          | 44.033   | 18.380 |      |      |
| 16. | 16'53.029    | 1'02.954 (5)          | 44.114   | 18.840 |      |      |
| 17. | 17'56.566    | 1'03.537 (16)         | 45.222   | 18.315 |      |      |
| 18. | 18'58.973    | <b>B 1'02.407</b> (1) | 44.096   | 18.311 |      |      |
| 19. | 20'07.296    | 1'08.323 (22)         | 44.625   | 23.698 |      |      |
| 20. | 21'42.600    | Pit 1'35.304 (23)     | 1'16.686 | 18.618 |      |      |
| 21. | 22'46.862    | 1'04.262 (19)         | 44.951   | 19.311 |      |      |
| 22. | 23'50.281    | 1'03.419 (13)         | 44.939   | 18.480 |      |      |
| 23. | 24'54.796    | 1'04.515 (21)         | 46.066   | 18.449 |      |      |
| 24. | 25'58.205    | 1'03.409 (12)         | 44.817   | 18.592 |      |      |




MFJ承認競技会  
**FUN&RUN! 2-Wheels**



2023 FUN&RUN 2-Wheels (鈴鹿サーキット東コース)

**NEO STANDARD\_Ninja250R/YZF-R25 決勝 レース**

2023 / 6 / 17 :

 **SUZUKA CIRCUIT**  
East Course(2,243m)

**個別ラップ表**

Weather :Fine  
Track :Dry

|      |                       |                  |                  |                     |
|------|-----------------------|------------------|------------------|---------------------|
| No   | <b>81</b>             | Best Time        | <b>1'05.951</b>  | <b>122.436</b> km/h |
| Name | <b>尾崎</b>             | Total Time       | <b>26'11.678</b> | <b>23</b> Laps      |
| Team | <b>配線コム&amp;マトリス</b>  | Average Lap Time | <b>1'08.307</b>  |                     |
| Type | <b>YAMAHA/YZF-R25</b> | Today's Rank     | <b>9 / 15</b>    |                     |
|      |                       | Today's Top Time | <b>1'02.334</b>  | <b>129.541</b> km/h |

|      |                       |                  |  |      |
|------|-----------------------|------------------|--|------|
| No   | <b>81 (Driver1)</b>   | Best Time        |  | km/h |
| Name | <b>尾崎 秀男</b>          | Total Time       |  | Laps |
| Team | <b>配線コム&amp;マトリス</b>  | Average Lap Time |  |      |
| Type | <b>YAMAHA/YZF-R25</b> | Today's Rank     |  |      |
|      |                       | Today's Top Time |  | km/h |

| Lap | Passing Time | Lap Time              | Sec1     | Sec2   | Sec3 | km/h |
|-----|--------------|-----------------------|----------|--------|------|------|
|     |              |                       | 49.451   | 19.461 |      |      |
| 1.  | 1'08.912     |                       |          |        |      |      |
| 2.  | 2'15.940     | 1'07.028 (16)         | 47.491   | 19.537 |      |      |
| 3.  | 3'21.940     | 1'06.000 (2)          | 46.880   | 19.120 |      |      |
| 4.  | 4'28.120     | 1'06.180 (7)          | 46.912   | 19.268 |      |      |
| 5.  | 5'34.723     | 1'06.603 (12)         | 47.218   | 19.385 |      |      |
| 6.  | 6'41.120     | 1'06.397 (11)         | 47.065   | 19.332 |      |      |
| 7.  | 7'47.071     | <b>B 1'05.951</b> (1) | 46.803   | 19.148 |      |      |
| 8.  | 8'53.132     | 1'06.061 (4)          | 46.846   | 19.215 |      |      |
| 9.  | 10'01.265    | 1'08.133 (20)         | 48.390   | 19.743 |      |      |
| 10. | 11'13.690    | 1'12.425 (21)         | 47.908   | 24.517 |      |      |
|     |              | Pit                   |          |        |      |      |
| 11. | 12'50.989    | 1'37.299 (22)         | 1'18.077 | 19.222 |      |      |
| 12. | 13'57.143    | 1'06.154 (5)          | 46.853   | 19.301 |      |      |
| 13. | 15'03.330    | 1'06.187 (8)          | 47.005   | 19.182 |      |      |
| 14. | 16'09.563    | 1'06.233 (9)          | 47.076   | 19.157 |      |      |
| 15. | 17'17.027    | 1'07.464 (17)         | 47.050   | 20.414 |      |      |
| 16. | 18'23.994    | 1'06.967 (15)         | 47.687   | 19.280 |      |      |
| 17. | 19'30.627    | 1'06.633 (13)         | 47.196   | 19.437 |      |      |
| 18. | 20'36.952    | 1'06.325 (10)         | 47.031   | 19.294 |      |      |
| 19. | 21'43.594    | 1'06.642 (14)         | 47.411   | 19.231 |      |      |
| 20. | 22'49.748    | 1'06.154 (5)          | 46.893   | 19.261 |      |      |
| 21. | 23'57.530    | 1'07.782 (18)         | 47.194   | 20.588 |      |      |
| 22. | 25'03.587    | 1'06.057 (3)          | 46.971   | 19.086 |      |      |
| 23. | 26'11.678    | 1'08.091 (19)         | 48.451   | 19.640 |      |      |




MFJ承認競技会  
**FUN&RUN! 2-Wheels**



2023 FUN&RUN 2-Wheels (鈴鹿サーキット東コース)

**NEO STANDARD\_Ninja250R/YZF-R25 決勝 レース**

2023 / 6 / 17 :

 SUZUKA CIRCUIT  
East Course(2,243m)

個別ラップ表

Weather :Fine  
Track :Dry

|      |                          |                  |           |              |
|------|--------------------------|------------------|-----------|--------------|
| No   | 88                       | Best Time        | 1'06.400  | 121.608 km/h |
| Name | 加藤/小佐々                   | Total Time       | 22'44.935 | 19 Laps      |
| Team | Team Low Key Wise 青空ガレーヂ | Average Lap Time | 1'11.801  |              |
| Type | YAMAHA/YZF-R25           | Today's Rank     | 12 / 15   |              |
|      |                          | Today's Top Time | 1'02.334  | 129.541 km/h |

|      |                          |                  |  |      |
|------|--------------------------|------------------|--|------|
| No   | 88 (Driver1)             | Best Time        |  | km/h |
| Name | 加藤 貴洋                    | Total Time       |  | Laps |
| Team | Team Low Key Wise 青空ガレーヂ | Average Lap Time |  |      |
| Type | YAMAHA/YZF-R25           | Today's Rank     |  |      |
|      |                          | Today's Top Time |  | km/h |

|      |                          |                  |  |      |
|------|--------------------------|------------------|--|------|
| No   | 88 (Driver2)             | Best Time        |  | km/h |
| Name | 小佐々 直樹                   | Total Time       |  | Laps |
| Team | Team Low Key Wise 青空ガレーヂ | Average Lap Time |  |      |
| Type | YAMAHA/YZF-R25           | Today's Rank     |  |      |
|      |                          | Today's Top Time |  | km/h |

| Lap | Passing Time | Lap Time              | Sec1     | Sec2   | Sec3 | km/h | Driver No |
|-----|--------------|-----------------------|----------|--------|------|------|-----------|
|     |              |                       | 52.361   | 20.146 |      |      | 0         |
| 1.  | 1'12.507     |                       |          |        |      |      | 0         |
| 2.  | 2'21.028     | 1'08.521 (8)          | 48.635   | 19.886 |      |      | 0         |
| 3.  | 3'29.645     | 1'08.617 (9)          | 48.679   | 19.938 |      |      | 0         |
| 4.  | 4'37.974     | 1'08.329 (7)          | 48.169   | 20.160 |      |      | 0         |
| 5.  | 5'47.571     | 1'09.597 (14)         | 49.277   | 20.320 |      |      | 0         |
| 6.  | 6'57.100     | 1'09.529 (13)         | 49.184   | 20.345 |      |      | 0         |
| 7.  | 8'06.491     | 1'09.391 (11)         | 49.029   | 20.362 |      |      | 0         |
| 8.  | 9'16.544     | 1'10.053 (15)         | 49.807   | 20.246 |      |      | 0         |
| 9.  | 10'25.984    | 1'09.440 (12)         | 49.122   | 20.318 |      |      | 0         |
| 10. | 11'35.354    | 1'09.370 (10)         | 49.021   | 20.349 |      |      | 0         |
| 11. | 12'45.959    | 1'10.605 (16)         | 50.380   | 20.225 |      |      | 0         |
| 12. | 14'06.498    | 1'20.539 (17)         | 50.609   | 29.930 |      |      | 0         |
|     | Pit          | 1'54.641 (18)         | 1'35.186 | 19.455 |      |      | 0         |
| 13. | 16'01.139    | <b>B 1'06.400</b> (1) | 47.010   | 19.390 |      |      | 0         |
| 14. | 17'07.539    | 1'06.466 (2)          | 46.874   | 19.592 |      |      | 0         |
| 15. | 18'14.005    | 1'07.140 (3)          | 47.381   | 19.759 |      |      | 0         |
| 16. | 19'21.145    | 1'07.533 (4)          | 47.808   | 19.725 |      |      | 0         |
| 17. | 20'28.678    | 1'08.038 (5)          | 48.123   | 19.915 |      |      | 0         |
| 18. | 21'36.716    | 1'08.219 (6)          | 48.662   | 19.557 |      |      | 0         |
| 19. | 22'44.935    |                       |          |        |      |      | 0         |




MFJ承認競技会  
**FUN&RUN! 2-Wheels**



2023 FUN&RUN 2-Wheels (鈴鹿サーキット東コース)

**NEO STANDARD\_Ninja250R/YZF-R25 決勝レース**

2023/6/17 :

 SUZUKA CIRCUIT  
East Course(2,243m)

個別ラップ表

Weather :Fine  
Track :Dry

|      |                |                  |           |              |
|------|----------------|------------------|-----------|--------------|
| No   | 89             | Best Time        | 1'03.474  | 127.214 km/h |
| Name | 岡田             | Total Time       | 26'31.382 | 24 Laps      |
| Team | チームハキーン        | Average Lap Time | 1'06.282  |              |
| Type | YAMAHA/YZF-R25 | Today's Rank     | 5 / 15    |              |
|      |                | Today's Top Time | 1'02.334  | 129.541 km/h |

|      |                |                  |      |
|------|----------------|------------------|------|
| No   | 89 (Driver1)   | Best Time        | km/h |
| Name | 岡田 一郎          | Total Time       | Laps |
| Team | チームハキーン        | Average Lap Time |      |
| Type | YAMAHA/YZF-R25 | Today's Rank     |      |
|      |                | Today's Top Time | km/h |

| Lap | Passing Time | Lap Time              | Sec1     | Sec2   | Sec3 | km/h |
|-----|--------------|-----------------------|----------|--------|------|------|
| 1.  | 1'06.888     |                       | 47.766   | 19.122 |      |      |
| 2.  | 2'11.371     | 1'04.483 (17)         | 45.446   | 19.037 |      |      |
| 3.  | 3'15.591     | 1'04.220 (13)         | 45.559   | 18.661 |      |      |
| 4.  | 4'19.410     | 1'03.819 (5)          | 45.214   | 18.605 |      |      |
| 5.  | 5'23.700     | 1'04.290 (14)         | 45.648   | 18.642 |      |      |
| 6.  | 6'27.802     | 1'04.102 (8)          | 45.306   | 18.796 |      |      |
| 7.  | 7'31.958     | 1'04.156 (10)         | 45.393   | 18.763 |      |      |
| 8.  | 8'36.137     | 1'04.179 (11)         | 45.440   | 18.739 |      |      |
| 9.  | 9'40.443     | 1'04.306 (15)         | 45.479   | 18.827 |      |      |
| 10. | 10'51.168    | 1'10.725 (22)         | 45.647   | 25.078 |      |      |
|     |              | Pit                   |          |        |      |      |
| 11. | 12'37.090    | 1'45.922 (23)         | 1'26.638 | 19.284 |      |      |
| 12. | 13'41.773    | 1'04.683 (20)         | 45.954   | 18.729 |      |      |
| 13. | 14'46.418    | 1'04.645 (18)         | 45.669   | 18.976 |      |      |
| 14. | 15'49.995    | 1'03.577 (2)          | 45.204   | 18.373 |      |      |
| 15. | 16'53.640    | 1'03.645 (3)          | 44.917   | 18.728 |      |      |
| 16. | 17'58.289    | 1'04.649 (19)         | 45.529   | 19.120 |      |      |
| 17. | 19'02.493    | 1'04.204 (12)         | 45.622   | 18.582 |      |      |
| 18. | 20'05.967    | <b>B 1'03.474</b> (1) | 44.813   | 18.661 |      |      |
| 19. | 21'09.961    | 1'03.994 (7)          | 45.370   | 18.624 |      |      |
| 20. | 22'13.640    | 1'03.679 (4)          | 45.089   | 18.590 |      |      |
| 21. | 23'17.541    | 1'03.901 (6)          | 45.344   | 18.557 |      |      |
| 22. | 24'22.019    | 1'04.478 (16)         | 45.465   | 19.013 |      |      |
| 23. | 25'27.271    | 1'05.252 (21)         | 46.531   | 18.721 |      |      |
| 24. | 26'31.382    | 1'04.111 (9)          | 45.525   | 18.586 |      |      |



MFJ承認競技会  
**FUN&RUN! 2-Wheels**



2023 FUN&RUN 2-Wheels (鈴鹿サーキット東コース)

**NEO STANDARD\_Ninja250R/YZF-R25 決勝レース**

2023/6/17 :

SUZUKA CIRCUIT  
East Course(2,243m)

個別ラップ表

Weather :Fine  
Track :Dry

|      |                |                  |           |              |
|------|----------------|------------------|-----------|--------------|
| No   | 95             | Best Time        | 1'02.891  | 128.394 km/h |
| Name | 中村             | Total Time       | 26'09.533 | 24 Laps      |
| Team | YTR            | Average Lap Time | 1'05.469  |              |
| Type | YAMAHA/YZF-R25 | Today's Rank     | 3 / 15    |              |
|      |                | Today's Top Time | 1'02.334  | 129.541 km/h |

|      |                |                  |      |
|------|----------------|------------------|------|
| No   | 95 (Driver1)   | Best Time        | km/h |
| Name | 中村 和悦          | Total Time       | Laps |
| Team | YTR            | Average Lap Time |      |
| Type | YAMAHA/YZF-R25 | Today's Rank     |      |
|      |                | Today's Top Time | km/h |

| Lap | Passing Time | Lap Time              | Sec1     | Sec2   | Sec3 | km/h |
|-----|--------------|-----------------------|----------|--------|------|------|
| 1.  | 1'03.735     |                       | 45.360   | 18.375 |      |      |
| 2.  | 2'06.963     | 1'03.228 (9)          | 44.750   | 18.478 |      |      |
| 3.  | 3'11.034     | 1'04.071 (15)         | 45.206   | 18.865 |      |      |
| 4.  | 4'15.965     | 1'04.931 (20)         | 46.448   | 18.483 |      |      |
| 5.  | 5'19.249     | 1'03.284 (10)         | 44.672   | 18.612 |      |      |
| 6.  | 6'22.140     | <b>B 1'02.891 (1)</b> | 44.520   | 18.371 |      |      |
| 7.  | 7'25.108     | 1'02.968 (3)          | 44.403   | 18.565 |      |      |
| 8.  | 8'28.178     | 1'03.070 (5)          | 44.727   | 18.343 |      |      |
| 9.  | 9'31.256     | 1'03.078 (6)          | 44.603   | 18.475 |      |      |
| 10. | 10'34.443    | 1'03.187 (8)          | 44.929   | 18.258 |      |      |
| 11. | 11'37.410    | 1'02.967 (2)          | 44.614   | 18.353 |      |      |
| 12. | 12'40.787    | 1'03.377 (12)         | 45.006   | 18.371 |      |      |
| 13. | 13'44.129    | 1'03.342 (11)         | 44.470   | 18.872 |      |      |
| 14. | 14'47.519    | 1'03.390 (13)         | 44.575   | 18.815 |      |      |
| 15. | 15'50.611    | 1'03.092 (7)          | 44.841   | 18.251 |      |      |
| 16. | 16'53.639    | 1'03.028 (4)          | 44.600   | 18.428 |      |      |
| 17. | 17'58.145    | 1'04.506 (17)         | 45.318   | 19.188 |      |      |
| 18. | 19'02.362    | 1'04.217 (16)         | 45.430   | 18.787 |      |      |
| 19. | 20'11.842    | 1'09.480 (22)         | 45.911   | 23.569 |      |      |
| 20. | 21'48.613    | Pit 1'36.771 (23)     | 1'17.992 | 18.779 |      |      |
| 21. | 22'52.567    | 1'03.954 (14)         | 45.236   | 18.718 |      |      |
| 22. | 23'57.381    | 1'04.814 (19)         | 45.262   | 19.552 |      |      |
| 23. | 25'01.997    | 1'04.616 (18)         | 45.893   | 18.723 |      |      |
| 24. | 26'09.533    | 1'07.536 (21)         | 47.885   | 19.651 |      |      |




MFJ承認競技会  
**FUN&RUN! 2-Wheels**



2023 FUN&RUN 2-Wheels (鈴鹿サーキット東コース)

**NEO STANDARD\_Ninja250R/YZF-R25 決勝レース**

2023 / 6 / 17 :

 SUZUKA CIRCUIT  
East Course(2,243m)

個別ラップ表

Weather :Fine  
Track :Dry

|      |                       |                  |           |              |
|------|-----------------------|------------------|-----------|--------------|
| No   | 96                    | Best Time        | 1'04.939  | 124.344 km/h |
| Name | 大林/明後                 | Total Time       | 26'24.514 | 23 Laps      |
| Team | OMRacing+はたけやま鍼灸整骨院96 | Average Lap Time | 1'08.765  |              |
| Type | YAMAHA/YZF-R25        | Today's Rank     | 7 / 15    |              |
|      |                       | Today's Top Time | 1'02.334  | 129.541 km/h |

|      |                       |                  |      |
|------|-----------------------|------------------|------|
| No   | 96 (Driver1)          | Best Time        | km/h |
| Name | 大林 正章                 | Total Time       | Laps |
| Team | OMRacing+はたけやま鍼灸整骨院96 | Average Lap Time |      |
| Type | YAMAHA/YZF-R25        | Today's Rank     |      |
|      |                       | Today's Top Time | km/h |

|      |                       |                  |      |
|------|-----------------------|------------------|------|
| No   | 96 (Driver2)          | Best Time        | km/h |
| Name | 明後 邦彦                 | Total Time       | Laps |
| Team | OMRacing+はたけやま鍼灸整骨院96 | Average Lap Time |      |
| Type | YAMAHA/YZF-R25        | Today's Rank     |      |
|      |                       | Today's Top Time | km/h |

| Lap | Passing Time | Lap Time              | Sec1     | Sec2   | Sec3 | km/h | Driver No |
|-----|--------------|-----------------------|----------|--------|------|------|-----------|
|     |              |                       | 51.508   | 20.166 |      |      | 0         |
| 1.  | 1'11.674     |                       |          |        |      |      | 0         |
| 2.  | 2'20.099     | 1'08.425 (20)         | 48.416   | 20.009 |      |      | 0         |
| 3.  | 3'28.024     | 1'07.925 (19)         | 47.930   | 19.995 |      |      | 0         |
| 4.  | 4'35.948     | 1'07.924 (18)         | 47.898   | 20.026 |      |      | 0         |
| 5.  | 5'43.420     | 1'07.472 (17)         | 48.158   | 19.314 |      |      | 0         |
| 6.  | 6'49.949     | 1'06.529 (12)         | 47.192   | 19.337 |      |      | 0         |
| 7.  | 7'56.361     | 1'06.412 (11)         | 47.307   | 19.105 |      |      | 0         |
| 8.  | 9'02.469     | 1'06.108 (9)          | 46.992   | 19.116 |      |      | 0         |
| 9.  | 10'08.405    | 1'05.936 (5)          | 46.617   | 19.319 |      |      | 0         |
| 10. | 11'14.302    | 1'05.897 (4)          | 46.791   | 19.106 |      |      | 0         |
| 11. | 12'20.565    | 1'06.263 (10)         | 46.994   | 19.269 |      |      | 0         |
| 12. | 13'35.953    | 1'15.388 (21)         | 47.571   | 27.817 |      |      | 0         |
| 13. | 15'22.400    | 1'46.447 (22)         | 1'26.671 | 19.776 |      |      | 0         |
| 14. | 16'29.335    | 1'06.935 (14)         | 47.437   | 19.498 |      |      | 0         |
| 15. | 17'35.423    | 1'06.088 (8)          | 46.897   | 19.191 |      |      | 0         |
| 16. | 18'42.132    | 1'06.709 (13)         | 47.097   | 19.612 |      |      | 0         |
| 17. | 19'49.102    | 1'06.970 (15)         | 47.229   | 19.741 |      |      | 0         |
| 18. | 20'56.361    | 1'07.259 (16)         | 47.688   | 19.571 |      |      | 0         |
| 19. | 22'02.376    | 1'06.015 (7)          | 46.194   | 19.821 |      |      | 0         |
| 20. | 23'07.908    | 1'05.532 (2)          | 46.457   | 19.075 |      |      | 0         |
| 21. | 24'13.899    | 1'05.991 (6)          | 46.734   | 19.257 |      |      | 0         |
| 22. | 25'18.838    | <b>B 1'04.939</b> (1) | 45.906   | 19.033 |      |      | 0         |
| 23. | 26'24.514    | 1'05.676 (3)          | 46.619   | 19.057 |      |      | 0         |






MFJ承認競技会  
**FUN&RUN! 2-Wheels**



2023 FUN&RUN 2-Wheels (鈴鹿サーキット東コース)

**NEO STANDARD\_Ninja250R/YZF-R25 決勝 レース**

2023 / 6 / 17 :

 **SUZUKA CIRCUIT**  
East Course(2,243m)

**個別ラップ表**

Weather :Fine  
Track :Dry

|      |                        |                  |                  |                     |
|------|------------------------|------------------|------------------|---------------------|
| No   | <b>99</b>              | Best Time        | <b>1'07.968</b>  | <b>118.803</b> km/h |
| Name | <b>時光/大谷</b>           | Total Time       | <b>26'17.960</b> | <b>22</b> Laps      |
| Team | <b>icu racing team</b> | Average Lap Time | <b>1'11.667</b>  |                     |
| Type | <b>YAMAHA/YZF-R25</b>  | Today's Rank     | <b>13 / 15</b>   |                     |
|      |                        | Today's Top Time | <b>1'02.334</b>  | <b>129.541</b> km/h |

|      |                        |                  |  |      |
|------|------------------------|------------------|--|------|
| No   | <b>99 (Driver1)</b>    | Best Time        |  | km/h |
| Name | <b>時光 諒</b>            | Total Time       |  | Laps |
| Team | <b>icu racing team</b> | Average Lap Time |  |      |
| Type | <b>YAMAHA/YZF-R25</b>  | Today's Rank     |  |      |
|      |                        | Today's Top Time |  | km/h |

|      |                        |                  |  |      |
|------|------------------------|------------------|--|------|
| No   | <b>99 (Driver2)</b>    | Best Time        |  | km/h |
| Name | <b>大谷 周平</b>           | Total Time       |  | Laps |
| Team | <b>icu racing team</b> | Average Lap Time |  |      |
| Type | <b>YAMAHA/YZF-R25</b>  | Today's Rank     |  |      |
|      |                        | Today's Top Time |  | km/h |

| Lap | Passing Time | Lap Time              | Sec1     | Sec2   | Sec3 | km/h | Driver No |
|-----|--------------|-----------------------|----------|--------|------|------|-----------|
|     |              |                       | 52.532   | 20.406 |      |      | 0         |
| 1.  | 1'12.938     |                       |          |        |      |      | 0         |
| 2.  | 2'21.570     | 1'08.632 (7)          | 48.588   | 20.044 |      |      | 0         |
| 3.  | 3'30.110     | 1'08.540 (5)          | 48.478   | 20.062 |      |      | 0         |
| 4.  | 4'38.331     | 1'08.221 (2)          | 48.139   | 20.082 |      |      | 0         |
| 5.  | 5'47.807     | 1'09.476 (9)          | 49.089   | 20.387 |      |      | 0         |
| 6.  | 6'57.382     | 1'09.575 (10)         | 49.114   | 20.461 |      |      | 0         |
| 7.  | 8'06.800     | 1'09.418 (8)          | 49.228   | 20.190 |      |      | 0         |
| 8.  | 9'14.768     | <b>B 1'07.968</b> (1) | 47.922   | 20.046 |      |      | 0         |
| 9.  | 10'23.088    | 1'08.320 (3)          | 48.308   | 20.012 |      |      | 0         |
| 10. | 11'31.543    | 1'08.455 (4)          | 47.966   | 20.489 |      |      | 0         |
| 11. | 12'40.086    | 1'08.543 (6)          | 48.757   | 19.786 |      |      | 0         |
| 12. | 13'55.253    | 1'15.167 (20)         | 48.880   | 26.287 |      |      | 0         |
| 13. | 15'42.822    | 1'47.569 (21)         | 1'26.875 | 20.694 |      |      | 0         |
| 14. | 16'53.464    | 1'10.642 (17)         | 50.068   | 20.574 |      |      | 0         |
| 15. | 18'06.180    | 1'12.716 (19)         | 52.188   | 20.528 |      |      | 0         |
| 16. | 19'16.379    | 1'10.199 (13)         | 49.990   | 20.209 |      |      | 0         |
| 17. | 20'25.964    | 1'09.585 (11)         | 49.289   | 20.296 |      |      | 0         |
| 18. | 21'36.349    | 1'10.385 (15)         | 49.874   | 20.511 |      |      | 0         |
| 19. | 22'47.226    | 1'10.877 (18)         | 50.264   | 20.613 |      |      | 0         |
| 20. | 23'57.314    | 1'10.088 (12)         | 49.526   | 20.562 |      |      | 0         |
| 21. | 25'07.564    | 1'10.250 (14)         | 49.789   | 20.461 |      |      | 0         |
| 22. | 26'17.960    | 1'10.396 (16)         | 49.439   | 20.957 |      |      | 0         |