

第56回MFJ グランプリスーパーバイクレースin 鈴鹿

J-GP3 ウォームアップ走行

2024 / 10 / 27 :

 SUZUKA CIRCUIT
Full Course 2-Wheels(5,821m)

個別ラップ表

Weather :Fine
Track :Dry

No	1	Best Time	2'17.578	152.318 km/h
Name	尾野 弘樹	Total Time	16'34.861	7 Laps
Team	P.MU 7C GALESPEED	Average Lap Time	2'19.445	
Type	NSF250R	Today's Rank	1 / 24	
		Today's Top Time	2'17.578	152.318 km/h

No	1 (Driver1)	Best Time	km/h
Name	Hiroki ONO	Total Time	Laps
Team	P.MU 7C GALESPEED	Average Lap Time	
Type	NSF250R	Today's Rank	
		Today's Top Time	km/h

Lap	Passing Time	Lap Time	Sec1	Sec2	Sec3	Sec4	km/h
				23.841	53.516	26.060	213.723
1.	2'38.191						
2.	4'57.299	2'19.108 (4)	38.259	22.849	52.466	25.534	216.355
3.	7'16.589	2'19.290 (5)	38.068	23.254	52.154	25.814	221.259
4.	9'34.704	2'18.115 (2)	37.787	22.632	52.025	25.671	218.507
5.	11'52.282	B 2'17.578 (1)	37.619	22.515	51.836	25.608	223.511
6.	14'16.245	2'23.963 (6)	43.375	22.919	52.309	25.360	217.426
7.	16'34.861	2'18.616 (3)	37.935	22.825	52.251	25.605	215.823

第56回MFJ グランプリスーパーバイクレースin 鈴鹿

J-GP3 ウォームアップ走行

2024 / 10 / 27 :

 SUZUKA CIRCUIT
Full Course 2-Wheels(5,821m)

個別ラップ表

Weather :Fine
Track :Dry

No	3	Best Time	2'18.336	151.483 km/h
Name	若松 伶	Total Time	16'17.956	7 Laps
Team	JAPAN POST docomo business TP	Average Lap Time	2'18.903	
Type	NSF250R	Today's Rank	2 / 24	
		Today's Top Time	2'17.578	152.318 km/h

No	3 (Driver1)	Best Time		km/h
Name	Rei WAKAMATSU	Total Time		Laps
Team	JAPAN POST docomo business TP	Average Lap Time		
Type	NSF250R	Today's Rank		
		Today's Top Time		km/h

Lap	Passing Time	Lap Time	Sec1	Sec2	Sec3	Sec4	km/h
				24.084	54.424	26.662	209.143
1.	2'24.537						
2.	4'44.135	2'19.598 (6)	38.075	22.827	52.782	25.914	209.143
3.	7'03.461	2'19.326 (5)	38.051	22.933	52.461	25.881	208.646
4.	9'22.395	2'18.934 (4)	37.933	22.603	52.580	25.818	208.646
5.	11'40.983	2'18.588 (2)	37.889	22.575	52.404	25.720	208.152
6.	13'59.620	2'18.637 (3)	37.805	22.757	52.421	25.654	208.646
7.	16'17.956	B 2'18.336 (1)	37.946	22.458	52.371	25.561	209.143

第56回MFJ グランプリスーパーバイクレースin 鈴鹿

J-GP3 ウォームアップ走行

2024 / 10 / 27 :

 SUZUKA CIRCUIT
Full Course 2-Wheels(5,821m)

個別ラップ表

Weather :Fine
Track :Dry

No	4	Best Time	2'19.568	150.146 km/h
Name	木内 尚汰	Total Time	16'33.686	7 Laps
Team	Team Plusone	Average Lap Time	2'20.529	
Type	NSF250R	Today's Rank	6 / 24	
		Today's Top Time	2'17.578	152.318 km/h

No	4 (Driver1)	Best Time		km/h
Name	Syouta KIUCHI	Total Time		Laps
Team	Team Plusone	Average Lap Time		
Type	NSF250R	Today's Rank		
		Today's Top Time		km/h

Lap	Passing Time	Lap Time	Sec1	Sec2	Sec3	Sec4	km/h
				23.254	54.524	26.211	216.889
1.	2'30.509						
2.	4'52.247	2'21.738 (6)	38.442	23.365	53.750	26.181	213.204
3.	7'11.815	B 2'19.568 (1)	38.136	22.646	52.717	26.069	213.204
4.	9'32.248	2'20.433 (3)	38.419	22.706	53.126	26.182	205.234
5.	11'52.512	2'20.264 (2)	38.500	22.898	52.764	26.102	211.154
6.	14'13.025	2'20.513 (4)	38.230	22.962	53.074	26.247	212.688
7.	16'33.686	2'20.661 (5)	38.634	22.727	53.109	26.191	211.663

第56回MFJ グランプリスーパーバイクレースin 鈴鹿

J-GP3 ウォームアップ走行

2024 / 10 / 27 :

 SUZUKA CIRCUIT
Full Course 2-Wheels(5,821m)

個別ラップ表

Weather :Fine
Track :Dry

No	5	Best Time	2'19.466	150.256 km/h
Name	高杉 奈緒子	Total Time	16'32.471	7 Laps
Team	TEAM NAOKO KTM	Average Lap Time	2'20.523	
Type	RC250R	Today's Rank	5 / 24	
		Today's Top Time	2'17.578	152.318 km/h

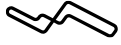
No	5 (Driver1)	Best Time		km/h
Name	Naoko TAKASUGI	Total Time		Laps
Team	TEAM NAOKO KTM	Average Lap Time		
Type	RC250R	Today's Rank		
		Today's Top Time		km/h

Lap	Passing Time	Lap Time	Sec1	Sec2	Sec3	Sec4	km/h
				23.584	53.460	27.157	220.704
1.	2'29.332						
2.	4'53.174	2'23.842 (6)	39.003	23.477	53.306	28.056	205.714
3.	7'12.640	B 2'19.466 (1)	37.890	22.846	52.328	26.402	219.600
4.	9'32.497	2'19.857 (3)	37.779	22.886	53.005	26.187	212.688
5.	11'52.066	2'19.569 (2)	38.051	22.935	52.495	26.088	211.663
6.	14'12.279	2'20.213 (5)	38.482	22.973	52.868	25.890	211.154
7.	16'32.471	2'20.192 (4)	38.435	23.037	52.662	26.058	212.174

第56回MFJグランプリスーパーバイクレースin 鈴鹿

J-GP3 ウォームアップ走行

2024 / 10 / 27 :



SUZUKA CIRCUIT

個別ラップ表

Weather :Fine

Track :Dry

Full Course 2-Wheels(5,821m)

No	7	Best Time	2'21.145	148.469 km/h
Name	松島 璃空	Total Time	15'14.577	5 Laps
Team	BREASTO B-TRIBE RACING	Average Lap Time	3'12.450	
Type	NSF250R	Today's Rank	10 / 24	
		Today's Top Time	2'17.578	152.318 km/h

No	7 (Driver1)	Best Time		km/h
Name	Riku MATSUSHIMA	Total Time		Laps
Team	BREASTO B-TRIBE RACING	Average Lap Time		
Type	NSF250R	Today's Rank		
		Today's Top Time		km/h

Lap	Passing Time	Lap Time	Sec1	Sec2	Sec3	Sec4	km/h
				23.396	55.025	26.843	202.864
1.	2'24.774						
2.	4'45.919	B 2'21.145 (1)	38.456	23.030	53.408	26.251	203.805
3.	10'30.728	5'44.809 (4)	38.383	23.466	54.409	26.895	199.636
4.	12'52.888	2'22.160 (3)	38.668	23.046	53.947	26.499	201.007
5.	15'14.577	2'21.689 (2)	38.579	22.936	53.671	26.503	200.091

第56回MFJグランプリスーパーバイクレースin鈴鹿

J-GP3 ウォームアップ走行

2024 / 10 / 27 :

 SUZUKA CIRCUIT
Full Course 2-Wheels(5,821m)

個別ラップ表

Weather :Fine
Track :Dry

No	10	Best Time	2'19.855	149.838 km/h
Name	徳留 真紀	Total Time	16'51.146	7 Laps
Team	MARUMAE MTR	Average Lap Time	2'20.999	
Type	NSF250R	Today's Rank	8 / 24	
		Today's Top Time	2'17.578	152.318 km/h

No	10 (Driver1)	Best Time	km/h
Name	Masaki TOKUDOME	Total Time	Laps
Team	MARUMAE MTR	Average Lap Time	
Type	NSF250R	Today's Rank	
		Today's Top Time	km/h

Lap	Passing Time	Lap Time	Sec1	Sec2	Sec3	Sec4	km/h
				24.470	54.677	27.128	210.144
1.	2'45.147						
2.	5'07.926	2'22.779 (6)	39.030	23.411	53.713	26.625	210.144
3.	7'29.294	2'21.368 (5)	38.623	23.043	53.515	26.187	209.143
4.	9'49.901	2'20.607 (3)	38.511	23.029	53.136	25.931	210.144
5.	12'09.756	B 2'19.855 (1)	38.240	22.947	52.766	25.902	211.154
6.	14'30.083	2'20.327 (2)	38.325	22.873	52.654	26.475	216.355
7.	16'51.146	2'21.063 (4)	38.280	23.723	53.124	25.936	210.647

第56回MFJ グランプリスーパーバイクレースin 鈴鹿

J-GP3 ウォームアップ走行

2024 / 10 / 27 :

 SUZUKA CIRCUIT
Full Course 2-Wheels(5,821m)

個別ラップ表

Weather :Fine
Track :Dry

No	11	Best Time	2'20.512	149.137 km/h
Name	武中 駿	Total Time	16'39.179	7 Laps
Team	Team Shun and PLUSONE	Average Lap Time	2'21.475	
Type	NSF250R	Today's Rank	9 / 24	
		Today's Top Time	2'17.578	152.318 km/h

No	11 (Driver1)	Best Time	km/h
Name	Shun TAKENAKA	Total Time	Laps
Team	Team Shun and PLUSONE	Average Lap Time	
Type	NSF250R	Today's Rank	
		Today's Top Time	km/h

Lap	Passing Time	Lap Time	Sec1	Sec2	Sec3	Sec4	km/h
				24.276	54.536	27.050	209.143
1.	2'30.325						
2.	4'54.907	2'24.582 (6)	39.427	23.814	53.842	27.499	213.723
3.	7'16.581	2'21.674 (5)	39.129	23.494	52.960	26.091	216.355
4.	9'37.455	2'20.874 (4)	38.551	23.136	53.117	26.070	210.647
5.	11'58.014	2'20.559 (2)	38.495	23.236	52.955	25.873	207.170
6.	14'18.526	B 2'20.512 (1)	38.614	23.017	52.981	25.900	208.152
7.	16'39.179	2'20.653 (3)	38.485	22.978	53.293	25.897	205.234

第56回MFJ グランプリスーパーバイクレースin 鈴鹿

J-GP3 ウォームアップ走行

2024 / 10 / 27 :

 SUZUKA CIRCUIT
Full Course 2-Wheels(5,821m)

個別ラップ表

Weather :Fine
Track :Dry

No	12	Best Time	2'19.050	150.706 km/h
Name	岡崎 静夏	Total Time	16'43.261	7 Laps
Team	JAPAN POST HondaDream TP	Average Lap Time	2'22.139	
Type	NSF250R	Today's Rank	3 / 24	
		Today's Top Time	2'17.578	152.318 km/h

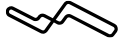
No	12 (Driver1)	Best Time	km/h
Name	Shizuka OKAZAKI	Total Time	Laps
Team	JAPAN POST HondaDream TP	Average Lap Time	
Type	NSF250R	Today's Rank	
		Today's Top Time	km/h

Lap	Passing Time	Lap Time	Sec1	Sec2	Sec3	Sec4	km/h
				24.324	54.734	28.294	211.663
1.	2'30.423						
2.	5'03.494	2'33.071 (6)	43.847	24.085	58.487	26.652	207.660
3.	7'24.392	2'20.898 (5)	38.349	23.074	53.292	26.183	208.152
4.	9'44.676	2'20.284 (4)	38.194	22.898	53.274	25.918	209.143
5.	12'04.902	2'20.226 (3)	37.918	22.888	53.158	26.262	210.144
6.	14'24.211	2'19.309 (2)	37.974	22.681	52.704	25.950	209.642
7.	16'43.261	B 2'19.050 (1)	37.986	22.623	52.554	25.887	212.688

第56回MFJ グランプリスーパーバイクレースin 鈴鹿

J-GP3 ウォームアップ走行

2024 / 10 / 27 :



SUZUKA CIRCUIT

個別ラップ表

Weather :Fine

Track :Dry

Full Course 2-Wheels(5,821m)

No	13	Best Time	2'19.777	149.922 km/h
Name	大田 隼人	Total Time	16'32.940	7 Laps
Team	MARUMAE DreamKitakyushu CPARIS	Average Lap Time	2'20.689	
Type	NSF250R	Today's Rank	7 / 24	
		Today's Top Time	2'17.578	152.318 km/h

No	13 (Driver1)	Best Time		km/h
Name	Hayato OOTA	Total Time		Laps
Team	MARUMAE DreamKitakyushu CPARIS	Average Lap Time		
Type	NSF250R	Today's Rank		
		Today's Top Time		km/h

Lap	Passing Time	Lap Time	Sec1	Sec2	Sec3	Sec4	km/h
				24.301	54.218	27.585	213.204
1.	2'28.804						
2.	4'52.211	2'23.407 (6)	39.152	23.178	53.925	27.152	204.279
3.	7'12.400	2'20.189 (3)	38.308	22.673	52.744	26.464	213.204
4.	9'32.707	2'20.307 (4)	38.179	22.866	53.248	26.014	209.143
5.	11'52.722	2'20.015 (2)	38.187	22.999	52.727	26.102	210.647
6.	14'13.163	2'20.441 (5)	38.172	22.957	52.986	26.326	212.688
7.	16'32.940	B 2'19.777 (1)	38.192	22.659	53.063	25.863	207.170

第56回MFJ グランプリスーパーバイクレースin 鈴鹿

J-GP3 ウォームアップ走行

2024 / 10 / 27

 SUZUKA CIRCUIT
Full Course 2-Wheels(5,821m)

個別ラップ表

Weather :Fine
Track :Dry

No	19	Best Time	2'23.049	146.492 km/h
Name	山本 恭裕	Total Time	16'53.418	7 Laps
Team	TeamLife.HondaDream Kitakyushu	Average Lap Time	2'23.431	
Type	NSF250R	Today's Rank	20 / 24	
		Today's Top Time	2'17.578	152.318 km/h

No	19 (Driver1)	Best Time	km/h
Name	Yasuhiro YAMAMOTO	Total Time	Laps
Team	TeamLife.HondaDream Kitakyushu	Average Lap Time	
Type	NSF250R	Today's Rank	
		Today's Top Time	km/h

Lap	Passing Time	Lap Time	Sec1	Sec2	Sec3	Sec4	km/h
				24.184	54.949	27.289	214.768
1.	2'32.828						
2.	4'56.652	2'23.824 (6)	39.090	23.749	54.233	26.752	209.143
3.	7'19.928	2'23.276 (3)	38.658	23.612	54.229	26.777	213.204
4.	9'42.977	B 2'23.049 (1)	38.896	23.541	53.930	26.682	209.143
5.	12'06.073	2'23.096 (2)	38.868	23.498	54.093	26.637	211.154
6.	14'29.608	2'23.535 (4)	39.034	23.470	54.545	26.486	209.642
7.	16'53.418	2'23.810 (5)	39.304	23.635	54.288	26.583	208.152

第56回MFJ グランプリスーパーバイクレースin 鈴鹿

J-GP3 ウォームアップ走行

2024 / 10 / 27 :

 SUZUKA CIRCUIT
Full Course 2-Wheels(5,821m)

個別ラップ表

Weather :Fine
Track :Dry

No	22	Best Time	2'21.966	147.610 km/h
Name	野澤 秀典	Total Time	12'01.195	5 Laps
Team	Nozawa Racing Family	Average Lap Time	2'22.489	
Type	NSF250R	Today's Rank	13 / 24	
		Today's Top Time	2'17.578	152.318 km/h

No	22 (Driver1)	Best Time	km/h
Name	Hidenori NOZAWA	Total Time	Laps
Team	Nozawa Racing Family	Average Lap Time	
Type	NSF250R	Today's Rank	
		Today's Top Time	km/h

Lap	Passing Time	Lap Time	Sec1	Sec2	Sec3	Sec4	km/h
				23.959	54.489	27.176	213.723
1.	2'31.236						
2.	4'55.068	2'23.832 (4)	38.833	23.656	54.451	26.892	213.723
3.	7'17.034	B 2'21.966 (1)	38.418	23.282	53.606	26.660	214.244
4.	9'39.016	2'21.982 (2)	38.612	23.212	53.676	26.482	214.768
5.	12'01.195	2'22.179 (3)	38.483	23.255	53.725	26.716	211.663

第56回MFJグランプリスーパーバイクレースin 鈴鹿

J-GP3 ウォームアップ走行

2024 / 10 / 27

 SUZUKA CIRCUIT
Full Course 2-Wheels(5,821m)

個別ラップ表

Weather :Fine
Track :Dry

No	24	Best Time	2'26.840	142.710 km/h
Name	墨 拓斗	Total Time	15'23.634	5 Laps
Team	Team KOHSAKA	Average Lap Time	3'12.473	
Type	NSF250R	Today's Rank	23 / 24	
		Today's Top Time	2'17.578	152.318 km/h

No	24 (Driver1)	Best Time	km/h
Name	Takuto SUMI	Total Time	Laps
Team	Team KOHSAKA	Average Lap Time	
Type	NSF250R	Today's Rank	
		Today's Top Time	km/h

Lap	Passing Time	Lap Time	Sec1	Sec2	Sec3	Sec4	km/h
				24.965	56.082	28.303	204.755
1.	2'33.739						
2.	5'00.771	2'27.032 (2)	40.089	24.093	55.119	27.731	204.755
3.	7'31.996	2'31.225 (3)	44.155	24.248	55.726	27.096	203.333
4.	9'58.836	B 2'26.840 (1)	39.728	23.987	55.159	27.966	201.007
5.	15'23.634	5'24.798 (4)	41.112	24.726	55.723	27.639	198.284

第56回MFJグランプリスーパーバイクレースin 鈴鹿

J-GP3 ウォームアップ走行

2024 / 10 / 27

 SUZUKA CIRCUIT
Full Course 2-Wheels(5,821m)

個別ラップ表

Weather :Fine
Track :Dry

No	25	Best Time	2'47.939	124.781 km/h
Name	徳田 翔	Total Time	16'27.301	4 Laps
Team	P.MU 7C GALESPEED	Average Lap Time	4'40.957	
Type	NSF250R	Today's Rank	24 / 24	
		Today's Top Time	2'17.578	152.318 km/h

No	25 (Driver1)	Best Time	km/h
Name	Sho TOKUDA	Total Time	Laps
Team	P.MU 7C GALESPEED	Average Lap Time	
Type	NSF250R	Today's Rank	
		Today's Top Time	km/h

Lap	Passing Time	Lap Time	Sec1	Sec2	Sec3	Sec4	km/h
				23.223	54.713	26.620	206.197
1.	2'24.430						
		B 2'47.939	(1)	39.022	23.067	53.435	52.415
2.	5'12.369						212.174
		2'59.104	(2)	46.922	30.952	1'01.772	39.458
3.	8'11.473	Pit					186.497
		8'15.828	(3)	6'28.882	24.034	55.518	27.394
4.	16'27.301						203.333

第56回MFJグランプリスーパーバイクレースin鈴鹿

J-GP3 ウォームアップ走行

2024 / 10 / 27 :

 SUZUKA CIRCUIT
Full Course 2-Wheels(5,821m)

個別ラップ表

Weather :Fine
Track :Dry

No	28	Best Time	2'19.363	150.367 km/h
Name	中谷 健心	Total Time	16'35.090	7 Laps
Team	TN45withMotoUPRacing	Average Lap Time	2'20.703	
Type	NSF250R	Today's Rank	4 / 24	
		Today's Top Time	2'17.578	152.318 km/h

No	28 (Driver1)	Best Time	km/h
Name	Kenshin NAKATANI	Total Time	Laps
Team	TN45withMotoUPRacing	Average Lap Time	
Type	NSF250R	Today's Rank	
		Today's Top Time	km/h

Lap	Passing Time	Lap Time	Sec1	Sec2	Sec3	Sec4	km/h
				23.840	54.642	26.553	213.723
1.	2'30.867						
2.	4'53.740	2'22.873 (6)	38.763	23.484	53.520	27.106	215.823
3.	7'15.169	2'21.429 (5)	38.743	23.510	53.137	26.039	207.660
4.	9'35.262	2'20.093 (3)	38.515	22.960	52.963	25.655	211.154
5.	11'55.283	2'20.021 (2)	38.325	22.847	53.023	25.826	205.234
6.	14'15.727	2'20.444 (4)	38.492	22.917	53.243	25.792	207.170
7.	16'35.090	B 2'19.363 (1)	38.291	22.842	52.751	25.479	211.663

第56回MFJ グランプリスーパーバイクレースin 鈴鹿

J-GP3 ウォームアップ走行

2024 / 10 / 27 :

 SUZUKA CIRCUIT
Full Course 2-Wheels(5,821m)

個別ラップ表

Weather :Fine
Track :Dry

No	29	Best Time	2'22.190	147.377 km/h
Name	豊田 哲慎	Total Time	16'53.802	7 Laps
Team	BATTLE FACTORY	Average Lap Time	2'24.166	
Type	NSF250R	Today's Rank	16 / 24	
		Today's Top Time	2'17.578	152.318 km/h

No	29 (Driver1)	Best Time	km/h
Name	Tesshin TOYODA	Total Time	Laps
Team	BATTLE FACTORY	Average Lap Time	
Type	NSF250R	Today's Rank	
		Today's Top Time	km/h

Lap	Passing Time	Lap Time	Sec1	Sec2	Sec3	Sec4	km/h
				23.727	54.818	27.657	207.660
1.	2'28.804						
2.	4'54.821	2'26.017 (6)	39.708	23.937	54.068	28.304	215.823
3.	7'18.451	2'23.630 (3)	39.545	23.349	53.906	26.830	208.152
4.	9'42.339	2'23.888 (4)	39.056	23.569	54.671	26.592	208.152
5.	12'05.813	2'23.474 (2)	38.924	23.400	54.156	26.994	208.646
6.	14'31.612	2'25.799 (5)	38.873	23.732	56.645	26.549	207.170
7.	16'53.802	B 2'22.190 (1)	39.013	23.291	53.718	26.168	210.144

第56回MFJ グランプリスーパーバイクレースin 鈴鹿

J-GP3 ウォームアップ走行

2024 / 10 / 27 :

 SUZUKA CIRCUIT
Full Course 2-Wheels(5,821m)

個別ラップ表

Weather :Fine
Track :Dry

No	31	Best Time	2'22.549	147.006 km/h
Name	飯高 新悟	Total Time	15'38.671	6 Laps
Team	KIJIMA KISS RACING CLUB	Average Lap Time	2'38.127	
Type	NSF250R	Today's Rank	17 / 24	
		Today's Top Time	2'17.578	152.318 km/h

No	31 (Driver1)	Best Time	km/h
Name	Shingo IIDAOKA	Total Time	Laps
Team	KIJIMA KISS RACING CLUB	Average Lap Time	
Type	NSF250R	Today's Rank	
		Today's Top Time	km/h

Lap	Passing Time	Lap Time	Sec1	Sec2	Sec3	Sec4	km/h
				23.920	54.811	27.401	206.682
1.	2'28.033						
		2'24.450 (3)	39.651	23.409	54.017	27.373	208.152
2.	4'52.483						
		2'22.915 (2)	39.219	23.569	53.771	26.356	208.152
3.	7'15.398						
		B 2'22.549 (1)	38.968	23.205	53.655	26.721	207.660
4.	9'37.947						
		2'34.193 (4)	39.027	23.268	54.258	37.640	205.234
5.	12'12.140 Pit						
		3'26.531 (5)	1'42.099	23.826	54.188	26.418	204.279
6.	15'38.671						

第56回MFJ グランプリスーパーバイクレースin 鈴鹿

J-GP3 ウォームアップ走行

2024 / 10 / 27 :

 SUZUKA CIRCUIT
Full Course 2-Wheels(5,821m)

個別ラップ表

Weather :Fine
Track :Dry

No	34	Best Time	2'22.817	146.730 km/h
Name	村田 憲彦	Total Time	16'54.653	7 Laps
Team	TEAM DESHI with RG NIWA	Average Lap Time	2'24.117	
Type	NSF250R	Today's Rank	18 / 24	
		Today's Top Time	2'17.578	152.318 km/h

No	34 (Driver1)	Best Time	km/h
Name	Norihiko MURATA	Total Time	Laps
Team	TEAM DESHI with RG NIWA	Average Lap Time	
Type	NSF250R	Today's Rank	
		Today's Top Time	km/h

Lap	Passing Time	Lap Time	Sec1	Sec2	Sec3	Sec4	km/h
				24.454	55.413	27.692	209.642
1.	2'29.950						
2.	4'55.505	2'25.555 (6)	39.595	23.941	54.888	27.131	207.660
3.	7'20.409	2'24.904 (5)	39.396	23.764	54.484	27.260	206.682
4.	9'43.601	2'23.192 (2)	39.087	23.450	54.099	26.556	207.170
5.	12'06.418	B 2'22.817 (1)	39.048	23.356	53.753	26.660	209.642
6.	14'29.968	2'23.550 (3)	39.034	23.506	54.205	26.805	208.646
7.	16'54.653	2'24.685 (4)	39.106	23.646	54.536	27.397	202.396

第56回MFJ グランプリスーパーバイクレースin 鈴鹿

J-GP3 ウォームアップ走行

2024 / 10 / 27

 SUZUKA CIRCUIT
Full Course 2-Wheels(5,821m)

個別ラップ表

Weather :Fine
Track :Dry

No	36	Best Time	2'22.863	146.683 km/h
Name	保坂 洋佑	Total Time	16'53.646	7 Laps
Team	Taira Promote Racing Jr.	Average Lap Time	2'24.064	
Type	NSF250R	Today's Rank	19 / 24	
		Today's Top Time	2'17.578	152.318 km/h

No	36 (Driver1)	Best Time	km/h
Name	Yosuke HOSAKA	Total Time	Laps
Team	Taira Promote Racing Jr.	Average Lap Time	
Type	NSF250R	Today's Rank	
		Today's Top Time	km/h

Lap	Passing Time	Lap Time	Sec1	Sec2	Sec3	Sec4	km/h
				24.270	54.900	27.224	208.646
1.	2'29.261						
2.	4'55.115	2'25.854 (6)	39.360	24.107	54.205	28.182	211.154
3.	7'19.151	2'24.036 (4)	39.330	23.462	54.393	26.851	206.197
4.	9'42.014	B 2'22.863 (1)	38.872	23.282	54.026	26.683	208.152
5.	12'05.598	2'23.584 (2)	38.865	23.549	54.285	26.885	204.755
6.	14'29.217	2'23.619 (3)	38.735	23.471	54.562	26.851	203.805
7.	16'53.646	2'24.429 (5)	39.076	23.959	54.646	26.748	205.234

第56回MFJ グランプリスーパーバイクレースin 鈴鹿

J-GP3 ウォームアップ走行

2024 / 10 / 27 :

 SUZUKA CIRCUIT
Full Course 2-Wheels(5,821m)

個別ラップ表

Weather :Fine
Track :Dry

No	40	Best Time	2'21.550	148.044 km/h
Name	仲村 瑛冬	Total Time	16'43.306	7 Laps
Team	InunoNyusankin.jp/Primitive RT	Average Lap Time	2'22.559	
Type	NSF250R	Today's Rank	11 / 24	
		Today's Top Time	2'17.578	152.318 km/h

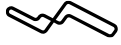
No	40 (Driver1)	Best Time	km/h
Name	Eito NAKAMURA	Total Time	Laps
Team	InunoNyusankin.jp/Primitive RT	Average Lap Time	
Type	NSF250R	Today's Rank	
		Today's Top Time	km/h

Lap	Passing Time	Lap Time	Sec1	Sec2	Sec3	Sec4	km/h
				24.120	54.966	26.873	207.660
1.	2'27.947						
2.	4'52.910	2'24.963 (6)	39.490	23.490	54.213	27.770	201.931
3.	7'15.693	2'22.783 (5)	38.933	23.591	53.669	26.590	206.682
4.	9'37.811	2'22.118 (4)	38.861	23.120	53.734	26.403	208.646
5.	11'59.361	B 2'21.550 (1)	38.546	23.088	53.647	26.269	204.279
6.	14'21.325	2'21.964 (2)	38.752	23.119	53.725	26.368	204.755
7.	16'43.306	2'21.981 (3)	38.901	23.127	53.562	26.391	204.279

第56回MFJ グランプリスーパーバイクレースin 鈴鹿

J-GP3 ウォームアップ走行

2024 / 10 / 27



SUZUKA CIRCUIT

個別ラップ表

Weather :Fine

Track :Dry

Full Course 2-Wheels(5,821m)

No	50	Best Time	2'23.888	145.638 km/h
Name	針尾 大治郎	Total Time	17'00.144	7 Laps
Team	DH Alpaca Racing	Average Lap Time	2'25.281	
Type	NSF250R	Today's Rank	22 / 24	
		Today's Top Time	2'17.578	152.318 km/h

No	50 (Driver1)	Best Time	km/h
Name	Daijiro HARIO	Total Time	Laps
Team	DH Alpaca Racing	Average Lap Time	
Type	NSF250R	Today's Rank	
		Today's Top Time	km/h

Lap	Passing Time	Lap Time	Sec1	Sec2	Sec3	Sec4	km/h
				24.056	55.241	27.756	204.279
1.	2'28.455						
2.	4'56.276	2'27.821 (6)	39.750	24.223	56.746	27.102	201.931
3.	7'20.704	2'24.428 (2)	39.228	23.601	54.553	27.046	202.864
4.	9'46.911	2'26.207 (5)	39.281	23.842	56.208	26.876	198.733
5.	12'10.799	B 2'23.888 (1)	39.265	23.417	54.603	26.603	199.636
6.	14'35.311	2'24.512 (3)	39.293	23.435	54.883	26.901	197.393
7.	17'00.144	2'24.833 (4)	39.543	23.579	54.695	27.016	196.510

第56回MFJ グランプリスーパーバイクレースin 鈴鹿

J-GP3 ウォームアップ走行

2024 / 10 / 27 :

 SUZUKA CIRCUIT
Full Course 2-Wheels(5,821m)

個別ラップ表

Weather :Fine
Track :Dry

No	51	Best Time	2'22.090	147.481 km/h
Name	長谷川 蒼馬	Total Time	16'47.401	7 Laps
Team	TEAM PowerCraft AK1TECH	Average Lap Time	2'23.193	
Type	NSF250R	Today's Rank	14 / 24	
		Today's Top Time	2'17.578	152.318 km/h

No	51 (Driver1)	Best Time	km/h
Name	Soma HASEGAWA	Total Time	Laps
Team	TEAM PowerCraft AK1TECH	Average Lap Time	
Type	NSF250R	Today's Rank	
		Today's Top Time	km/h

Lap	Passing Time	Lap Time	Sec1	Sec2	Sec3	Sec4	km/h
				24.369	55.021	27.608	204.755
1.	2'28.241						
2.	4'53.705	2'25.464 (6)	39.572	23.811	54.841	27.240	216.889
3.	7'16.286	2'22.581 (3)	38.558	23.706	54.056	26.261	209.143
4.	9'39.437	2'23.151 (4)	38.810	23.362	54.253	26.726	211.154
5.	12'01.527	B 2'22.090 (1)	38.569	23.247	53.675	26.599	209.143
6.	14'24.873	2'23.346 (5)	39.061	23.542	54.252	26.491	202.864
7.	16'47.401	2'22.528 (2)	38.606	23.419	54.048	26.455	202.864

第56回MFJ グランプリスーパーバイクレースin 鈴鹿

J-GP3 ウォームアップ走行

2024 / 10 / 27

 SUZUKA CIRCUIT
Full Course 2-Wheels(5,821m)

個別ラップ表

Weather :Fine
Track :Dry

No	52	Best Time	2'23.338	146.197 km/h
Name	遠藤 翔類	Total Time	16'53.018	7 Laps
Team	Team HRS	Average Lap Time	2'23.957	
Type	NSF250R	Today's Rank	21 / 24	
		Today's Top Time	2'17.578	152.318 km/h

No	52 (Driver1)	Best Time	km/h
Name	Kakeru ENDO	Total Time	Laps
Team	Team HRS	Average Lap Time	
Type	NSF250R	Today's Rank	
		Today's Top Time	km/h

Lap	Passing Time	Lap Time	Sec1	Sec2	Sec3	Sec4	km/h
				24.066	55.467	28.076	210.144
1.	2'29.272						
2.	4'54.881	2'25.609 (6)	39.497	24.124	54.273	27.715	213.723
3.	7'18.328	2'23.447 (2)	39.025	23.728	54.165	26.529	211.663
4.	9'41.666	B 2'23.338 (1)	39.063	23.465	54.302	26.508	205.714
5.	12'05.369	2'23.703 (4)	39.192	23.719	54.099	26.693	207.660
6.	14'28.839	2'23.470 (3)	39.070	23.583	54.277	26.540	207.170
7.	16'53.018	2'24.179 (5)	39.357	23.849	54.468	26.505	205.714

第56回MFJ グランプリスーパーバイクレースin 鈴鹿

J-GP3 ウォームアップ走行

2024 / 10 / 27 :

 SUZUKA CIRCUIT
Full Course 2-Wheels(5,821m)

個別ラップ表

Weather :Fine
Track :Dry

No	53	Best Time	2'21.930	147.647 km/h
Name	富樫 虎太郎	Total Time	16'41.513	7 Laps
Team	56RACING	Average Lap Time	2'22.531	
Type	NSF250R	Today's Rank	12 / 24	
		Today's Top Time	2'17.578	152.318 km/h

No	53 (Driver1)	Best Time	km/h
Name	Kotaro TOGASHI	Total Time	Laps
Team	56RACING	Average Lap Time	
Type	NSF250R	Today's Rank	
		Today's Top Time	km/h

Lap	Passing Time	Lap Time	Sec1	Sec2	Sec3	Sec4	km/h
				23.979	54.245	26.803	204.279
1.	2'26.324						
2.	4'49.623	2'23.299 (6)	38.862	23.403	53.639	27.395	204.279
3.	7'12.395	2'22.772 (4)	38.896	23.388	53.840	26.648	202.396
4.	9'35.221	2'22.826 (5)	38.795	23.287	54.149	26.595	205.234
5.	11'57.612	2'22.391 (3)	38.700	23.171	53.951	26.569	203.805
6.	14'19.542	B 2'21.930 (1)	38.812	23.404	53.424	26.290	206.682
7.	16'41.513	2'21.971 (2)	38.636	23.322	53.728	26.285	204.755

第56回MFJグランプリスーパーバイクレースin 鈴鹿

J-GP3 ウォームアップ走行

2024 / 10 / 27 :

 SUZUKA CIRCUIT
Full Course 2-Wheels(5,821m)

個別ラップ表

Weather :Fine
Track :Dry

No	54	Best Time	2'22.114	147.456 km/h
Name	戸高 綸太郎	Total Time	16'57.515	7 Laps
Team	Team HRS	Average Lap Time	2'24.815	
Type	NSF250R	Today's Rank	15 / 24	
		Today's Top Time	2'17.578	152.318 km/h

No	54 (Driver1)	Best Time		km/h
Name	Rintaro TODAKA	Total Time		Laps
Team	Team HRS	Average Lap Time		
Type	NSF250R	Today's Rank		
		Today's Top Time		km/h

Lap	Passing Time	Lap Time		Sec1	Sec2	Sec3	Sec4	km/h
					24.039	54.983	27.454	211.154
1.	2'28.623							
2.	4'53.604	2'24.981 (5)	39.402	23.688	54.731	27.160	213.204	
3.	7'16.067	2'22.463 (2)	38.781	23.426	53.735	26.521	210.647	
4.	9'38.668	2'22.601 (3)	38.805	23.199	54.253	26.344	208.152	
5.	12'00.782	B 2'22.114 (1)	38.676	23.094	54.033	26.311	209.642	
6.	14'24.744	2'23.962 (4)	39.705	23.561	54.424	26.272	207.170	
7.	16'57.515	2'32.771 (6)	38.891	23.567	1'01.733	28.580	205.234	