



JP250 4時間耐久  
ロードレース

MFJ承認競技会

FUN&RUN! 2-Wheels



JP250 DUNLOP OFFICIAL TYRE SUPPLIER

JP250 鈴鹿4時間耐久ロードレース 決勝レース

2024 / 11 / 24 :



SUZUKA CIRCUIT

個別ラップ表

Weather :Fine

Full Course 2-Wheels(5,821m)

Track :Dry

No	4	Best Time	2'33.005	136.960 km/h
Name	前田/中村	Total Time	1:45'25.692	38 Laps
Team	HITMAN RC甲子園ヤマハ + keizy38	Average Lap Time	2'46.603	
Type	YAMAHA/YZF-R3	Today's Rank	6 / 18	
		Today's Top Time	2'29.475	140.195 km/h

No	4 (Driver1)	Best Time	2'33.005	136.960 km/h
Name	前田 誠司	Total Time	1:08'34.207	24 Laps
Team	HITMAN RC甲子園ヤマハ + keizy38	Average Lap Time	2'51.862	
Type	YAMAHA/YZF-R3	Today's Rank	7 / 120	
		Today's Top Time	2'29.475	140.195 km/h

No	4 (Driver2)	Best Time	2'33.852	136.206 km/h
Name	中村 敬司	Total Time	36'51.485	14 Laps
Team	HITMAN RC甲子園ヤマハ + keizy38	Average Lap Time	2'35.511	
Type	YAMAHA/YZF-R3	Today's Rank	12 / 120	
		Today's Top Time	2'29.475	140.195 km/h

Lap	Passing Time	Lap Time	Sec1	Sec2	Sec3	Sec4	km/h	Driver No
			48.171	26.129	58.588	28.480	193.480	1
1.	2'41.368							1
2.	6'56.362	4'14.994 (37)	1'01.226	50.186	1'34.164	49.418	85.614	1
3.	11'05.455	4'09.093 (36)	1'16.161	39.806	1'29.721	43.405	97.492	1
4.	15'13.062	4'07.607 (35)	1'08.519	44.020	1'28.896	46.172	97.492	1
5.	18'38.965	3'25.903 (34)	1'11.892	46.020	59.095	28.896	193.055	1
6.	21'13.174	2'34.209 (10)	42.089	25.612	58.192	28.316	190.957	1
7.	23'47.219	2'34.045 (7)	42.020	25.512	58.259	28.254	188.903	1
8.	26'20.926	2'33.707 (5)	41.856	25.275	58.351	28.225	188.498	1
9.	28'54.167	2'33.241 (2)	41.722	25.247	58.160	28.112	189.719	1
10.	31'27.719	2'33.552 (3)	42.061	25.354	58.068	28.069	188.903	1
11.	34'02.208	2'34.489 (13)	42.006	25.500	58.530	28.453	191.373	1
12.	36'37.125	2'34.917 (17)	41.981	25.650	58.836	28.450	186.102	1
13.	39'12.147	2'35.022 (19)	41.981	25.990	58.716	28.335	186.894	1
14.	41'48.618	2'36.471 (29)	42.437	25.533	58.977	29.524	188.903	1
15.	44'30.726	2'42.108 (30)	42.222	25.579	58.990	35.317	184.538	1
		Pit						
16.	47'40.562	3'09.836 (32)	1'16.095	25.825	59.578	28.338	187.692	2
17.	50'15.416	2'34.854 (16)	42.059	25.460	58.378	28.957	188.498	2
18.	52'50.466	2'35.050 (20)	42.711	25.322	58.830	28.187	189.719	2
19.	55'24.607	2'34.141 (8)	41.992	25.339	58.635	28.175	186.497	2
20.	57'58.766	2'34.159 (9)	42.281	25.406	58.414	28.058	188.094	2
21.	1:00'32.618	2'33.852 (6)	41.995	25.381	58.298	28.178	188.903	2
22.	1:03'07.091	2'34.473 (12)	42.236	25.605	58.442	28.190	186.894	2
23.	1:05'42.378	2'35.287 (23)	42.444	25.549	59.058	28.236	188.498	2



JP250 4時間耐久  
ロードレース

MFJ承認競技会

**FUN&RUN! 2-Wheels**



JP250 DUNLOP OFFICIAL TYRE SUPPLIER

JP250 鈴鹿4時間耐久ロードレース 決勝レース

2024 / 11 / 24 :



SUZUKA CIRCUIT

個別ラップ表

Weather :Fine

Full Course 2-Wheels(5,821m)

Track :Dry

Lap	Passing Time	Lap Time	Sec1	Sec2	Sec3	Sec4	km/h	Driver No
24.	1:08'17.229	2'34.851 (15)	42.304	25.413	58.828	28.306	185.708	2
25.	1:10'52.197	2'34.968 (18)	42.215	25.772	58.488	28.493	187.292	2
26.	1:13'27.302	2'35.105 (22)	42.507	25.225	59.105	28.268	185.708	2
27.	1:16'02.743	2'35.441 (24)	43.687	25.472	58.134	28.148	187.292	2
28.	1:18'38.694	2'35.951 (26)	42.939	25.391	59.255	28.366	190.130	2
29.	1:21'22.211	2'43.517 (31)	43.238	25.775	58.914	35.590	186.497	2
		Pit						
30.	1:24'46.560	3'24.349 (33)	1'30.454	25.836	59.042	29.017	186.497	1
31.	1:27'21.628	2'35.068 (21)	42.057	25.613	58.842	28.556	190.130	1
32.	1:29'57.496	2'35.868 (25)	42.125	26.260	58.330	29.153	192.210	1
33.	1:32'33.955	2'36.459 (28)	42.432	25.893	59.171	28.963	186.894	1
34.	1:35'10.263	2'36.308 (27)	41.780	25.367	1'00.883	28.278	188.094	1
35.	1:37'43.268	<b>B 2'33.005</b> (1)	41.352	25.228	58.273	28.152	192.210	1
36.	1:40'16.921	2'33.653 (4)	41.563	25.603	58.172	28.315	191.373	1
37.	1:42'51.190	2'34.269 (11)	41.973	25.986	57.941	28.369	189.310	1
38.	1:45'25.692	2'34.502 (14)	42.099	25.304	57.771	29.328	194.336	1



JP250 4時間耐久  
ロードレース

MFJ承認競技会

FUN&RUN! 2-Wheels



JP250 DUNLOP OFFICIAL TYRE SUPPLIER

JP250 鈴鹿4時間耐久ロードレース 決勝レース

2024 / 11 / 24 :



SUZUKA CIRCUIT

個別ラップ表

Weather :Fine

Full Course 2-Wheels(5,821m)

Track :Dry

No	8	Best Time	2'35.892	134.424 km/h
Name	樋口/川口	Total Time	3:13'04.202	69 Laps
Team	AIRWORKS GARAGE RT with EJ 速心	Average Lap Time	2'47.800	
Type	Kawasaki/ZX-25R	Today's Rank	12 / 18	
		Today's Top Time	2'29.475	140.195 km/h

No	8 (Driver1)	Best Time	2'42.321	129.100 km/h
Name	樋口 祥太	Total Time	57'01.391	20 Laps
Team	AIRWORKS GARAGE RT with EJ 速心	Average Lap Time	2'47.829	
Type	Kawasaki/ZX-25R	Today's Rank	68 / 120	
		Today's Top Time	2'29.475	140.195 km/h

No	8 (Driver2)	Best Time	2'35.892	134.424 km/h
Name	川口 篤史	Total Time	2:16'02.811	49 Laps
Team	AIRWORKS GARAGE RT with EJ 速心	Average Lap Time	2'46.437	
Type	Kawasaki/ZX-25R	Today's Rank	20 / 120	
		Today's Top Time	2'29.475	140.195 km/h

Lap	Passing Time	Lap Time	Sec1	Sec2	Sec3	Sec4	km/h	Driver No
			53.377	28.578	1'01.708	30.140	193.480	2
1.	2'53.803							2
2.	7'01.267	4'07.464 (66)	51.982	51.309	1'33.880	50.293	78.639	2
3.	11'09.992	4'08.725 (68)	1'14.639	41.813	1'28.370	43.903	95.375	2
4.	15'17.788	4'07.796 (67)	1'08.554	43.374	1'30.412	45.456	88.370	2
5.	18'44.671	3'26.883 (62)	1'11.521	45.469	1'00.433	29.460	194.336	2
6.	21'23.665	2'38.994 (33)	43.203	26.173	1'00.077	29.541	184.926	2
7.	24'02.744	2'39.079 (35)	43.504	26.610	59.868	29.097	191.373	2
8.	26'40.510	2'37.766 (19)	42.771	25.954	59.941	29.100	187.292	2
9.	29'19.445	2'38.935 (32)	42.866	26.301	1'00.223	29.545	189.719	2
10.	31'59.020	2'39.575 (38)	43.076	26.446	1'00.115	29.938	189.719	2
11.	34'37.138	2'38.118 (23)	42.840	26.713	59.513	29.052	190.130	2
12.	37'14.381	2'37.243 (10)	42.461	25.928	59.864	28.990	192.210	2
13.	39'52.160	2'37.779 (20)	42.594	26.012	1'00.154	29.019	189.310	2
14.	42'29.722	2'37.562 (16)	42.364	26.479	58.882	29.837	190.130	2
15.	45'06.531	2'36.809 (8)	42.577	25.618	59.172	29.442	188.498	2
16.	47'42.423	<b>B 2'35.892</b> (1)	42.266	25.523	58.587	29.516	193.480	2
17.	50'18.737	2'36.314 (4)	42.699	25.912	59.027	28.676	190.957	2
18.	52'55.783	2'37.046 (9)	43.345	25.912	59.069	28.720	191.373	2
19.	55'33.399	2'37.616 (17)	43.306	26.114	59.368	28.828	189.310	2
20.	58'12.454	2'39.055 (34)	43.924	26.263	59.864	29.004	188.903	2
21.	1:00'49.742	2'37.288 (11)	42.775	26.069	59.451	28.993	188.498	2
22.	1:03'27.437	2'37.695 (18)	42.913	26.133	59.347	29.302	188.903	2
23.	1:06'04.903	2'37.466 (14)	42.751	26.016	59.692	29.007	191.373	2



JP250 4時間耐久  
ロードレース

MFJ承認競技会

FUN&RUN! 2-Wheels



JP250 DUNLOP OFFICIAL TYRE SUPPLIER

JP250 鈴鹿4時間耐久ロードレース 決勝レース

2024 / 11 / 24 :

 SUZUKA CIRCUIT  
Full Course 2-Wheels(5,821m)

個別ラップ表

Weather :Fine  
Track :Dry

Lap	Passing Time	Lap Time	Sec1	Sec2	Sec3	Sec4	km/h	Driver No
		2'50.285 (60)	43.356	26.405	59.757	40.767	183.766	2
24.	1:08'55.188 Pit	3'52.639 (65)	1'50.173	27.981	1'03.451	31.034	186.102	1
25.	1:12'47.827	2'46.530 (57)	45.533	27.865	1'02.685	30.447	186.102	1
26.	1:15'34.357	2'44.995 (51)	44.938	27.381	1'02.029	30.647	186.497	1
27.	1:18'19.352	2'46.260 (56)	44.958	27.508	1'02.316	31.478	181.488	1
28.	1:21'05.612	2'46.236 (55)	46.653	27.878	1'01.504	30.201	189.719	1
29.	1:23'51.848	2'44.175 (49)	44.462	27.102	1'01.381	31.230	186.102	1
30.	1:26'36.023	2'43.185 (44)	44.247	26.895	1'01.636	30.407	188.094	1
31.	1:29'19.208	2'44.019 (48)	44.775	27.139	1'01.872	30.233	189.310	1
32.	1:32'03.227	2'43.864 (47)	44.776	27.054	1'01.937	30.097	187.692	1
33.	1:34'47.091	2'43.255 (45)	44.400	26.985	1'01.515	30.355	188.903	1
34.	1:37'30.346	2'44.591 (50)	44.288	28.143	1'01.722	30.438	192.632	1
35.	1:40'14.937	2'42.321 (42)	43.773	27.361	1'01.008	30.179	190.957	1
36.	1:42'57.258	2'42.698 (43)	44.475	27.242	1'00.757	30.224	190.130	1
37.	1:45'39.956	2'43.273 (46)	43.921	26.988	1'01.500	30.864	184.926	1
38.	1:48'23.229	2'52.294 (61)	44.540	27.171	1'02.375	38.208	186.497	1
39.	1:51'15.523 Pit	3'42.332 (64)	1'45.071	27.036	1'00.364	29.861	181.863	2
40.	1:54'57.855	2'38.881 (31)	43.300	26.167	59.603	29.811	190.130	2
41.	1:57'36.736	2'40.471 (41)	43.198	26.383	1'01.293	29.597	186.497	2
42.	2:00'17.207	2'39.844 (40)	43.394	26.143	1'01.149	29.158	188.903	2
43.	2:02'57.051	2'39.362 (36)	42.954	26.092	1'00.908	29.408	188.498	2
44.	2:05'36.413	2'38.430 (28)	42.872	25.969	1'00.427	29.162	190.957	2
45.	2:08'14.843	2'37.390 (12)	42.913	25.910	59.273	29.294	184.151	2
46.	2:10'52.233	2'36.285 (3)	42.531	25.703	59.118	28.933	193.055	2
47.	2:13'28.518	2'36.789 (7)	42.127	26.036	59.945	28.681	191.373	2
48.	2:16'05.307	2'38.399 (27)	42.875	26.043	1'00.464	29.017	190.542	2
49.	2:18'43.706	2'35.993 (2)	42.525	25.762	59.028	28.678	192.210	2
50.	2:21'19.699	2'38.850 (30)	43.156	26.498	59.967	29.229	192.632	2
51.	2:23'58.549	2'38.622 (29)	42.749	26.782	1'00.112	28.979	186.497	2
52.	2:26'37.171	2'39.782 (39)	43.760	26.031	59.894	30.097	190.542	2
53.	2:29'16.953	2'36.513 (5)	42.898	26.073	58.806	28.736	191.373	2
54.	2:31'53.466							



JP250 4時間耐久  
ロードレース

MFJ承認競技会

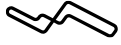
**FUN&RUN! 2-Wheels**



JP250 DUNLOP OFFICIAL TYRE SUPPLIER

JP250 鈴鹿4時間耐久ロードレース 決勝レース

2024 / 11 / 24 :



SUZUKA CIRCUIT

個別ラップ表

Weather :Fine

Full Course 2-Wheels(5,821m)

Track :Dry

Lap	Passing Time	Lap Time	Sec1	Sec2	Sec3	Sec4	km/h	Driver No
		2'36.569 (6)	42.447	26.093	59.236	28.793	190.130	2
55.	2:34'30.035	2'37.945 (22)	42.666	25.878	59.968	29.433	192.632	2
56.	2:37'07.980	2'38.291 (26)	42.426	25.768	1'00.268	29.829	189.719	2
57.	2:39'46.271	2'37.507 (15)	42.742	26.101	59.480	29.184	188.903	2
58.	2:42'23.778	2'38.159 (24)	42.831	26.090	1'00.095	29.143	190.542	2
59.	2:45'01.937	2'37.436 (13)	42.822	26.064	59.499	29.051	190.957	2
60.	2:47'39.373	2'38.281 (25)	42.863	26.726	59.593	29.099	190.542	2
61.	2:50'17.654	2'37.842 (21)	42.782	26.324	59.755	28.981	189.719	2
62.	2:52'55.496	2'39.492 (37)	43.024	26.351	1'00.379	29.738	184.926	2
63.	2:55'34.988	2'48.158 (59)	43.397	26.745	59.624	38.392	185.708	2
64.	2:58'23.146	Pit						
		3'35.835 (63)	1'35.463	27.760	1'02.297	30.315	187.692	1
65.	3:01'58.981	2'45.677 (52)	45.456	27.810	1'02.025	30.386	186.497	1
66.	3:04'44.658	2'45.916 (54)	45.329	27.610	1'02.618	30.359	191.790	1
67.	3:07'30.574	2'47.779 (58)	45.954	28.253	1'02.952	30.620	190.542	1
68.	3:10'18.353	2'45.849 (53)	45.466	27.730	1'02.310	30.343	189.719	1
69.	3:13'04.202							



JP250 4時間耐久  
ロードレース

MFJ承認競技会

**FUN&RUN! 2-Wheels**



JP250 DUNLOP OFFICIAL TYRE SUPPLIER

JP250 鈴鹿4時間耐久ロードレース 決勝レース

2024 / 11 / 24 :



SUZUKA CIRCUIT

個別ラップ表

Weather :Fine

Full Course 2-Wheels(5,821m)

Track :Dry

No	11	Best Time	2'30.166	139.550 km/h
Name	大久保/中村	Total Time	3:11'16.374	72 Laps
Team	TEAM TEC2 & YSS	Average Lap Time	2'39.396	
Type	Honda/CBR250RR	Today's Rank	2 / 18	
		Today's Top Time	2'29.475	140.195 km/h
No	11 (Driver1)	Best Time	2'30.166	139.550 km/h
Name	大久保 光	Total Time	2:33'36.139	60 Laps
Team	TEAM TEC2 & YSS	Average Lap Time	2'32.872	
Type	Honda/CBR250RR	Today's Rank	2 / 120	
		Today's Top Time	2'29.475	140.195 km/h
No	11 (Driver2)	Best Time	2'35.677	134.609 km/h
Name	中村 龍之介	Total Time	37'40.235	12 Laps
Team	TEAM TEC2 & YSS	Average Lap Time	3'10.997	
Type	Honda/CBR250RR	Today's Rank	19 / 120	
		Today's Top Time	2'29.475	140.195 km/h

Lap	Passing Time	Lap Time	Sec1	Sec2	Sec3	Sec4	km/h	Driver No
			48.416	25.555	57.583	27.704	194.336	2
1.	2'39.258		1'02.202	49.803	1'33.983	49.052	90.092	2
2.	6'54.298	4'15.040 (71)	1'16.530	40.124	1'29.081	43.634	101.198	2
3.	11'03.667	4'07.929 (69)	1'08.832	44.032	1'28.923	46.142	99.932	2
4.	15'11.596	3'25.711 (68)	1'12.203	46.067	59.463	27.978	192.632	2
5.	18'37.307	2'36.144 (59)	41.700	25.069	57.819	31.556	191.373	2
6.	21'13.451	Pit						
7.	24'30.142	3'16.691 (65)	1'23.531	25.885	57.945	29.330	195.635	1
8.	27'02.462	2'32.320 (38)	41.791	25.048	57.829	27.652	190.957	1
9.	29'33.249	2'30.787 (8)	41.055	24.786	57.392	27.554	192.632	1
10.	32'05.161	2'31.912 (33)	41.213	25.150	57.872	27.677	190.957	1
11.	34'36.326	2'31.165 (14)	41.206	24.765	57.161	28.033	194.336	1
12.	37'06.624	2'30.298 (4)	40.936	24.803	57.143	27.416	190.542	1
13.	39'36.853	2'30.229 (2)	40.931	24.855	57.064	27.379	193.055	1
14.	42'08.751	2'31.898 (32)	41.828	24.681	57.841	27.548	192.210	1
15.	44'39.650	2'30.899 (10)	41.056	25.192	57.226	27.425	193.055	1
16.	47'11.189	2'31.539 (24)	41.706	24.808	56.505	28.520	199.184	1
17.	49'41.559	2'30.370 (5)	40.907	24.814	57.184	27.465	191.790	1
18.	52'13.335	2'31.776 (30)	41.898	24.992	57.391	27.495	193.480	1
19.	54'44.394	2'31.059 (11)	40.992	25.271	57.080	27.716	193.480	1
20.	57'15.742	2'31.348 (18)	41.014	25.128	57.209	27.997	193.055	1
21.	59'49.431	2'33.689 (50)	41.040	24.774	57.297	30.578	193.055	1
22.	1:02'20.877	2'31.446 (21)	41.684	24.945	57.084	27.733	194.336	1
23.	1:04'52.335	2'31.458 (22)	41.270	24.836	57.409	27.943	192.210	1



JP250 4時間耐久  
ロードレース

MFJ承認競技会

FUN&RUN! 2-Wheels



JP250 DUNLOP OFFICIAL TYRE SUPPLIER

JP250 鈴鹿4時間耐久ロードレース 決勝レース

2024 / 11 / 24 :



SUZUKA CIRCUIT

個別ラップ表

Weather :Fine

Full Course 2-Wheels(5,821m)

Track :Dry

Lap	Passing Time	Lap Time	Sec1	Sec2	Sec3	Sec4	km/h	Driver No
24.	1:07'23.567	2'31.232 (15)	41.006	24.986	56.863	28.377	195.635	1
25.	1:09'54.316	2'30.749 (7)	41.054	24.797	57.173	27.725	192.632	1
26.	1:12'25.687	2'31.371 (19)	41.103	25.133	57.426	27.709	190.542	1
27.	1:14'56.805	2'31.118 (12)	41.137	24.733	57.682	27.566	189.719	1
28.	1:17'27.255	2'30.450 (6)	41.178	24.853	56.943	27.476	193.907	1
29.	1:19'59.797	2'32.542 (41)	41.029	24.915	57.688	28.910	193.480	1
30.	1:22'30.594	2'30.797 (9)	41.068	24.806	57.247	27.676	191.790	1
31.	1:25'00.760	<b>B 2'30.166</b> (1)	41.115	24.849	56.793	27.409	196.951	1
32.	1:27'30.994	2'30.234 (3)	41.065	24.850	56.914	27.405	192.210	1
33.	1:30'02.246	2'31.252 (16)	41.113	25.207	57.218	27.714	192.632	1
34.	1:32'34.644	2'32.398 (39)	41.590	24.940	58.313	27.555	192.210	1
35.	1:35'09.078	2'34.434 (55)	41.228	25.030	1'00.370	27.806	190.130	1
36.	1:37'42.933	2'33.855 (52)	41.120	25.022	59.414	28.299	194.767	1
37.	1:40'20.822	Pit 2'37.889 (63)	41.756	25.461	57.356	33.316	193.907	1
38.	1:43'39.749	3'18.927 (67)	1'25.046	26.152	58.996	28.733	189.719	2
39.	1:46'15.426	2'35.677 (58)	42.451	25.812	58.991	28.423	188.498	2
40.	1:48'53.105	2'37.679 (62)	42.418	26.103	1'00.460	28.698	188.094	2
41.	1:51'29.326	2'36.221 (60)	42.356	25.693	58.925	29.247	190.542	2
42.	1:54'06.290	2'36.964 (61)	42.112	26.175	59.378	29.299	188.094	2
43.	1:56'47.606	Pit 2'41.316 (64)	42.721	25.969	59.351	33.275	184.151	2
44.	2:00'04.814	3'17.208 (66)	1'26.414	25.227	57.699	27.868	190.957	1
45.	2:02'39.469	2'34.655 (56)	41.853	25.200	59.904	27.698	193.907	1
46.	2:05'12.156	2'32.687 (44)	42.100	25.190	57.796	27.601	193.055	1
47.	2:07'43.599	2'31.443 (20)	41.214	24.912	57.608	27.709	190.957	1
48.	2:10'15.144	2'31.545 (25)	41.258	24.992	57.577	27.718	190.542	1
49.	2:12'47.716	2'32.572 (43)	42.020	25.151	57.683	27.718	190.542	1
50.	2:15'20.735	2'33.019 (47)	41.675	25.003	57.817	28.524	193.480	1
51.	2:17'52.472	2'31.737 (29)	41.351	25.051	57.608	27.727	189.719	1
52.	2:20'24.914	2'32.442 (40)	41.146	24.708	58.738	27.850	190.542	1
53.	2:22'56.532	2'31.618 (26)	41.482	25.000	57.269	27.867	193.907	1
54.	2:25'27.687	2'31.155 (13)	41.320	24.784	57.450	27.601	191.790	1



JP250 4時間耐久  
ロードレース

MFJ承認競技会

FUN&RUN! 2-Wheels



JP250 DUNLOP OFFICIAL TYRE SUPPLIER

JP250 鈴鹿4時間耐久ロードレース 決勝レース

2024 / 11 / 24 :



SUZUKA CIRCUIT

個別ラップ表

Weather :Fine

Full Course 2-Wheels(5,821m)

Track :Dry

Lap	Passing Time	Lap Time	Sec1	Sec2	Sec3	Sec4	km/h	Driver No
55.	2:27'59.367	2'31.680 (27)	41.254	25.038	57.372	28.016	191.373	1
56.	2:30'32.103	2'32.736 (46)	41.152	26.323	57.457	27.804	191.373	1
57.	2:33'03.899	2'31.796 (31)	41.361	25.393	57.495	27.547	192.632	1
58.	2:35'35.400	2'31.501 (23)	41.213	25.503	57.186	27.599	192.210	1
59.	2:38'07.112	2'31.712 (28)	41.205	25.217	57.558	27.732	190.542	1
60.	2:40'38.367	2'31.255 (17)	41.299	24.987	57.317	27.652	190.957	1
61.	2:43'10.303	2'31.936 (34)	41.434	25.046	57.630	27.826	188.903	1
62.	2:45'42.326	2'32.023 (35)	41.261	25.640	57.564	27.558	192.632	1
63.	2:48'14.577	2'32.251 (37)	41.534	25.290	57.404	28.023	191.373	1
64.	2:50'47.311	2'32.734 (45)	41.827	25.317	57.691	27.899	192.210	1
65.	2:53'19.875	2'32.564 (42)	41.425	25.380	57.868	27.891	192.632	1
66.	2:55'54.145	2'34.270 (54)	41.615	25.118	59.150	28.387	190.957	1
67.	2:58'26.302	2'32.157 (36)	41.464	25.266	57.514	27.913	193.055	1
68.	3:00'59.876	2'33.574 (49)	41.967	25.402	58.198	28.007	193.907	1
69.	3:03'33.238	2'33.362 (48)	41.982	25.146	57.120	29.114	198.284	1
70.	3:06'07.074	2'33.836 (51)	41.643	25.236	58.702	28.255	192.632	1
71.	3:08'42.243	2'35.169 (57)	42.915	25.716	58.444	28.094	192.210	1
72.	3:11'16.374	2'34.131 (53)	41.921	25.342	58.428	28.440	188.903	1





JP250 4時間耐久  
ロードレース

MFJ承認競技会

FUN&RUN! 2-Wheels



JP250 DUNLOP OFFICIAL TYRE SUPPLIER

JP250 鈴鹿4時間耐久ロードレース 決勝レース

2024 / 11 / 24 :



SUZUKA CIRCUIT

個別ラップ表

Weather :Fine

Full Course 2-Wheels(5,821m)

Track :Dry

No	17	Best Time	2'30.892	138.878 km/h
Name	辻本/岩田	Total Time	3:11'26.277	71 Laps
Team	Technical Garage PLUS MOTO	Average Lap Time	2'41.801	
Type	Honda/CBR250RR	Today's Rank	4 / 18	
		Today's Top Time	2'29.475	140.195 km/h

No	17 (Driver1)	Best Time	2'37.140	133.356 km/h
Name	辻本 範行	Total Time	41'22.441	15 Laps
Team	Technical Garage PLUS MOTO	Average Lap Time	2'42.569	
Type	Honda/CBR250RR	Today's Rank	30 / 120	
		Today's Top Time	2'29.475	140.195 km/h

No	17 (Driver2)	Best Time	2'30.892	138.878 km/h
Name	岩田 凌吾	Total Time	2:30'03.836	56 Laps
Team	Technical Garage PLUS MOTO	Average Lap Time	2'40.793	
Type	Honda/CBR250RR	Today's Rank	4 / 120	
		Today's Top Time	2'29.475	140.195 km/h

Lap	Passing Time	Lap Time	Sec1	Sec2	Sec3	Sec4	km/h	Driver No
			49.450	25.357	57.694	27.686	197.393	2
1.	2'40.187							2
2.	6'55.450	4'15.263 (70)	1'02.020	50.075	1'33.974	49.194	86.970	2
3.	11'04.550	4'09.100 (69)	1'16.388	39.991	1'29.209	43.512	104.447	2
4.	15'12.475	4'07.925 (68)	1'08.785	43.934	1'29.050	46.156	105.450	2
5.	18'37.904	3'25.429 (66)	1'11.788	46.192	59.061	28.388	197.838	2
6.	21'09.746	2'31.842 (5)	41.666	25.024	57.505	27.647	197.838	2
7.	23'40.638	<b>B 2'30.892</b> (1)	41.107	24.912	57.432	27.441	193.480	2
8.	26'11.627	2'30.989 (2)	41.324	24.741	57.284	27.640	195.200	2
9.	28'43.132	2'31.505 (4)	41.800	24.806	57.479	27.420	194.336	2
10.	31'14.184	2'31.052 (3)	41.199	25.004	57.432	27.417	191.790	2
11.	33'46.583	2'32.399 (6)	41.100	24.644	57.628	29.027	197.838	2
12.	36'21.034	2'34.451 (38)	42.463	25.075	58.789	28.124	191.373	2
13.	38'54.351	2'33.317 (15)	42.233	25.027	58.503	27.554	193.055	2
14.	41'27.868	2'33.517 (19)	41.252	25.970	58.330	27.965	191.790	2
15.	44'01.524	2'33.656 (23)	42.235	25.289	57.799	28.333	196.071	2
16.	46'35.179	2'33.655 (22)	42.410	25.239	58.267	27.739	191.790	2
17.	49'08.025	2'32.846 (7)	41.757	25.260	57.888	27.941	192.632	2
18.	51'40.947	2'32.922 (8)	41.747	25.110	58.273	27.792	189.719	2
19.	54'14.589	2'33.642 (21)	41.682	25.117	58.927	27.916	190.130	2
20.	56'47.770	2'33.181 (12)	41.684	25.094	58.396	28.007	193.055	2
21.	59'21.518	2'33.748 (27)	41.780	25.337	58.663	27.968	190.130	2
22.	1:01'54.789	2'33.271 (14)	41.758	25.041	58.422	28.050	189.719	2
23.	1:04'28.296	2'33.507 (18)	41.753	25.426	58.288	28.040	190.542	2



JP250 4時間耐久  
ロードレース

MFJ承認競技会

FUN&RUN! 2-Wheels



JP250 DUNLOP OFFICIAL TYRE SUPPLIER

JP250 鈴鹿4時間耐久ロードレース 決勝レース

2024 / 11 / 24 :

 SUZUKA CIRCUIT  
Full Course 2-Wheels(5,821m)

個別ラップ表

Weather :Fine  
Track :Dry

Lap	Passing Time	Lap Time	Sec1	Sec2	Sec3	Sec4	km/h	Driver No
24.	1:07'01.997	2'33.701 (24)	41.871	25.506	58.245	28.079	189.310	2
25.	1:09'35.007	2'33.010 (10)	41.905	25.519	58.022	27.564	192.632	2
26.	1:12'12.288	2'37.281 (51)	41.417	24.966	57.934	32.964	190.542	2
27.	1:15'38.751	3'26.463 (67)	1'30.871	25.987	1'00.140	29.465	184.151	1
28.	1:18'18.595	2'39.844 (62)	42.940	26.251	1'00.911	29.742	182.620	1
29.	1:20'57.538	2'38.943 (59)	42.769	26.093	1'00.981	29.100	181.113	1
30.	1:23'36.514	2'38.976 (60)	42.752	26.308	1'00.817	29.099	184.926	1
31.	1:26'14.533	2'38.019 (53)	42.766	26.217	1'00.045	28.991	185.708	1
32.	1:28'52.023	2'37.490 (52)	42.553	26.118	1'00.210	28.609	183.766	1
33.	1:31'42.373	2'50.350 (63)	42.944	26.318	1'00.120	40.968	186.102	1
34.	1:34'59.810	3'17.437 (64)	1'24.658	25.418	59.078	28.283	194.336	2
35.	1:37'34.317	2'34.507 (41)	41.681	25.617	59.364	27.845	190.957	2
36.	1:40'08.815	2'34.498 (40)	41.743	25.374	59.358	28.023	190.542	2
37.	1:42'43.091	2'34.276 (35)	42.123	25.674	58.539	27.940	189.719	2
38.	1:45'17.014	2'33.923 (29)	42.177	25.267	58.392	28.087	189.310	2
39.	1:47'51.037	2'34.023 (32)	41.848	25.273	58.223	28.679	190.130	2
40.	1:50'24.905	2'33.868 (28)	41.730	25.182	58.341	28.615	190.130	2
41.	1:52'58.013	2'33.108 (11)	41.631	25.144	58.562	27.771	190.542	2
42.	1:55'32.748	2'34.735 (44)	41.821	25.190	58.670	29.054	192.632	2
43.	1:58'07.840	2'35.092 (48)	41.757	25.607	58.668	29.060	193.480	2
44.	2:00'41.380	2'33.540 (20)	41.627	25.440	58.349	28.124	194.336	2
45.	2:03'15.798	2'34.418 (37)	41.863	25.236	58.539	28.780	193.907	2
46.	2:05'49.812	2'34.014 (31)	41.930	25.239	58.317	28.528	189.310	2
47.	2:08'23.546	2'33.734 (26)	41.878	25.219	58.663	27.974	189.719	2
48.	2:10'58.268	2'34.722 (43)	41.939	26.420	58.355	28.008	196.071	2
49.	2:13'31.487	2'33.219 (13)	41.760	25.400	58.101	27.958	191.373	2
50.	2:16'06.310	2'34.823 (45)	42.148	25.611	58.801	28.263	196.951	2
51.	2:18'40.978	2'34.668 (42)	42.072	25.557	58.795	28.244	191.373	2
52.	2:21'14.417	2'33.439 (17)	41.705	25.312	58.373	28.049	190.957	2
53.	2:23'48.381	2'33.964 (30)	41.980	25.386	58.520	28.078	193.907	2
54.	2:26'23.303	2'34.922 (47)	41.976	26.260	58.698	27.988	188.903	2



JP250 4時間耐久  
ロードレース

MFJ承認競技会

**FUN&RUN! 2-Wheels**



JP250 DUNLOP OFFICIAL TYRE SUPPLIER

JP250 鈴鹿4時間耐久ロードレース 決勝レース

2024 / 11 / 24 :



SUZUKA CIRCUIT

個別ラップ表

Weather :Fine

Full Course 2-Wheels(5,821m)

Track :Dry

Lap	Passing Time	Lap Time	Sec1	Sec2	Sec3	Sec4	km/h	Driver No
		2'33.430 (16)	41.826	25.336	58.276	27.992	189.719	2
55.	2:28'56.733	2'34.181 (34)	42.142	25.243	58.736	28.060	190.542	2
56.	2:31'30.914	2'33.724 (25)	41.985	25.407	58.289	28.043	190.542	2
57.	2:34'04.638	2'34.146 (33)	42.040	25.264	58.904	27.938	190.130	2
58.	2:36'38.784	2'34.457 (39)	41.838	25.744	58.330	28.545	189.719	2
59.	2:39'13.241	2'32.979 (9)	41.614	25.335	58.212	27.818	190.542	2
60.	2:41'46.220	2'34.411 (36)	42.386	25.621	58.418	27.986	191.373	2
61.	2:44'20.631	2'34.853 (46)	42.805	25.388	58.590	28.070	192.210	2
62.	2:46'55.484	2'38.437 (55)	41.776	25.404	58.975	32.282	190.130	2
63.	2:49'33.921	Pit						
64.	2:52'58.706	3'24.785 (65)	1'29.121	26.414	1'00.311	28.939	184.151	1
65.	2:55'35.846	2'37.140 (49)	42.389	26.085	59.704	28.962	187.292	1
66.	2:58'13.088	2'37.242 (50)	42.580	26.404	59.554	28.704	186.894	1
67.	3:00'51.583	2'38.495 (56)	43.349	26.178	1'00.165	28.803	183.766	1
68.	3:03'30.472	2'38.889 (58)	42.764	26.124	1'00.328	29.673	185.316	1
69.	3:06'08.601	2'38.129 (54)	42.363	26.666	1'00.207	28.893	190.130	1
70.	3:08'47.114	2'38.513 (57)	42.611	26.096	1'00.743	29.063	185.708	1
71.	3:11'26.277	2'39.163 (61)	43.261	26.323	1'00.246	29.333	183.766	1



JP250 4時間耐久  
ロードレース

MFJ承認競技会

**FUN&RUN! 2-Wheels**



JP250 DUNLOP OFFICIAL TYRE SUPPLIER

JP250 鈴鹿4時間耐久ロードレース 決勝レース

2024 / 11 / 24



SUZUKA CIRCUIT

個別ラップ表

Weather :Fine

Full Course 2-Wheels(5,821m)

Track :Dry

No	18	Best Time	2'33.133	136.846 km/h
Name	阿部/渡部	Total Time	3:12'04.585	70 Laps
Team	PJ1・あべスピ・ヤマハ・ガレージ'L8	Average Lap Time	2'44.616	
Type	YAMAHA/YZF-R3	Today's Rank	7 / 18	
		Today's Top Time	2'29.475	140.195 km/h
No	18 (Driver1)	Best Time	2'36.852	133.601 km/h
Name	阿部 徹郎	Total Time	1:13'25.475	27 Laps
Team	PJ1・あべスピ・ヤマハ・ガレージ'L8	Average Lap Time	2'41.122	
Type	YAMAHA/YZF-R3	Today's Rank	28 / 120	
		Today's Top Time	2'29.475	140.195 km/h
No	18 (Driver2)	Best Time	2'33.133	136.846 km/h
Name	渡部 裕貴	Total Time	1:58'39.110	43 Laps
Team	PJ1・あべスピ・ヤマハ・ガレージ'L8	Average Lap Time	2'45.549	
Type	YAMAHA/YZF-R3	Today's Rank	8 / 120	
		Today's Top Time	2'29.475	140.195 km/h

Lap	Passing Time	Lap Time	Sec1	Sec2	Sec3	Sec4	km/h	Driver No
			50.607	25.998	59.156	30.259	191.373	2
1.	2'46.020							2
2.	7'00.104	4'14.084 (69)	58.391	51.228	1'33.717	50.748	83.340	2
3.	11'08.375	4'08.271 (68)	1'14.643	40.506	1'29.325	43.797	96.000	2
4.	15'16.135	4'07.760 (67)	1'08.574	43.521	1'30.063	45.602	95.582	2
5.	18'41.424	3'25.289 (63)	1'11.335	45.254	59.483	29.217	197.838	2
6.	21'16.861	2'35.437 (20)	42.158	25.818	58.467	28.994	195.200	2
7.	23'53.224	2'36.363 (28)	42.478	25.894	58.423	29.568	193.055	2
8.	26'28.278	2'35.054 (13)	42.005	25.391	58.383	29.275	194.336	2
9.	29'03.291	2'35.013 (12)	42.541	25.570	58.288	28.614	194.767	2
10.	31'41.713	2'38.422 (47)	42.679	27.636	58.819	29.288	188.903	2
11.	34'16.836	2'35.123 (15)	42.115	25.609	58.478	28.921	187.692	2
12.	36'51.328	2'34.492 (6)	41.669	25.824	58.389	28.610	191.790	2
13.	39'26.629	2'35.301 (19)	41.930	25.573	58.097	29.701	196.951	2
14.	42'01.408	2'34.779 (10)	42.968	25.344	58.082	28.385	191.373	2
15.	44'36.951	2'35.543 (22)	41.850	25.319	58.317	30.057	195.635	2
16.	47'11.727	2'34.776 (9)	41.794	25.450	58.614	28.918	187.692	2
17.	49'46.422	2'34.695 (7)	41.896	25.339	58.386	29.074	192.632	2
18.	52'20.444	2'34.022 (3)	41.863	25.437	58.253	28.469	192.210	2
19.	54'56.219	2'35.775 (25)	42.974	25.332	58.714	28.755	191.373	2
20.	57'32.154	2'35.935 (26)	42.814	25.848	58.207	29.066	195.200	2
21.	1:00'18.062	2'45.908 (60)	42.618	25.750	58.621	38.919	182.241	2
		Pit						
22.	1:03'54.359	3'36.297 (64)	1'39.383	26.700	1'00.068	30.146	183.382	1
23.	1:06'32.880	2'38.521 (49)	43.026	26.266	1'00.095	29.134	184.538	1



JP250 4時間耐久  
ロードレース

MFJ承認競技会

**FUN&RUN! 2-Wheels**



JP250 DUNLOP OFFICIAL TYRE SUPPLIER

JP250 鈴鹿4時間耐久ロードレース 決勝レース

2024 / 11 / 24 :



SUZUKA CIRCUIT

個別ラップ表

Weather :Fine

Full Course 2-Wheels(5,821m)

Track :Dry

Lap	Passing Time	Lap Time	Sec1	Sec2	Sec3	Sec4	km/h	Driver No
24.	1:09'10.955	2'38.075 (44)	43.217	26.219	59.312	29.327	184.538	1
25.	1:11'51.425	2'40.470 (59)	44.328	27.203	59.751	29.188	185.316	1
26.	1:14'29.464	2'38.039 (43)	42.952	26.280	59.428	29.379	185.316	1
27.	1:17'08.378	2'38.914 (52)	43.051	26.247	59.501	30.115	188.094	1
28.	1:19'47.588	2'39.210 (55)	43.472	26.466	1'00.239	29.033	186.894	1
29.	1:22'24.802	2'37.214 (38)	42.989	25.846	59.184	29.195	185.316	1
30.	1:25'01.768	2'36.966 (35)	43.194	25.764	59.182	28.826	188.903	1
31.	1:27'39.737	2'37.969 (42)	43.710	25.922	59.366	28.971	185.316	1
32.	1:30'18.203	2'38.466 (48)	43.315	25.881	1'00.053	29.217	185.708	1
33.	1:32'56.044	2'37.841 (41)	43.213	25.770	59.235	29.623	187.292	1
34.	1:35'34.702	2'38.658 (51)	43.183	25.710	1'00.614	29.151	186.497	1
35.	1:38'11.663	2'36.961 (34)	43.011	26.136	59.180	28.634	195.635	1
36.	1:40'48.666	2'37.003 (36)	42.619	25.821	59.161	29.402	188.094	1
37.	1:43'27.853	2'39.187 (54)	43.412	26.330	1'00.139	29.306	190.542	1
38.	1:46'04.705	2'36.852 (32)	42.928	25.732	59.134	29.058	185.708	1
39.	1:48'55.381	Pit 2'50.676 (62)	42.948	26.224	59.622	41.882	184.926	1
40.	1:52'39.964	3'44.583 (66)	1'48.416	26.536	1'00.596	29.035	192.210	2
41.	1:55'16.533	2'36.569 (30)	42.532	26.334	59.090	28.613	190.130	2
42.	1:57'51.339	2'34.806 (11)	42.288	25.571	58.463	28.484	190.130	2
43.	2:00'28.512	2'37.173 (37)	42.711	25.979	59.493	28.990	188.094	2
44.	2:03'03.689	2'35.177 (17)	42.259	25.559	58.688	28.671	190.130	2
45.	2:05'40.198	2'36.509 (29)	42.817	26.172	58.717	28.803	188.498	2
46.	2:08'16.882	2'36.684 (31)	42.429	25.538	59.137	29.580	192.210	2
47.	2:10'52.437	2'35.555 (23)	42.699	25.715	58.339	28.802	190.957	2
48.	2:13'27.621	2'35.184 (18)	42.150	25.610	58.740	28.684	190.130	2
49.	2:16'03.066	2'35.445 (21)	42.219	25.693	58.775	28.758	189.719	2
50.	2:18'40.026	2'36.960 (33)	42.554	26.454	59.199	28.753	188.094	2
51.	2:21'14.793	2'34.767 (8)	42.841	25.305	58.301	28.320	191.790	2
52.	2:23'48.858	2'34.065 (4)	42.049	25.372	58.169	28.475	191.790	2
53.	2:26'24.538	2'35.680 (24)	42.123	26.887	58.396	28.274	189.719	2
54.	2:28'57.671	<b>B 2'33.133</b> (1)	41.861	25.209	57.812	28.251	191.373	2



JP250 4時間耐久  
ロードレース

MFJ承認競技会

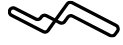
**FUN&RUN! 2-Wheels**



JP250 DUNLOP OFFICIAL TYRE SUPPLIER

JP250 鈴鹿4時間耐久ロードレース 決勝レース

2024 / 11 / 24 :



SUZUKA CIRCUIT

個別ラップ表

Weather :Fine

Full Course 2-Wheels(5,821m)

Track :Dry

Lap	Passing Time	Lap Time	Sec1	Sec2	Sec3	Sec4	km/h	Driver No
55.	2:31'31.990	2'34.319 (5)	42.209	25.179	58.496	28.435	191.373	2
56.	2:34'05.347	2'33.357 (2)	41.830	25.483	57.739	28.305	192.632	2
57.	2:36'40.426	2'35.079 (14)	41.823	25.260	59.208	28.788	189.719	2
58.	2:39'15.595	2'35.169 (16)	41.961	25.434	59.360	28.414	193.055	2
59.	2:41'53.111	2'37.516 (40)	42.126	25.964	1'00.692	28.734	190.542	2
60.	2:44'29.189	2'36.078 (27)	42.048	25.468	59.251	29.311	180.370	2
61.	2:47'16.429	2'47.240 (61)	43.373	26.149	59.412	38.306	184.926	2
62.	2:50'53.979	3'37.550 (65)	1'40.684	26.899	1'00.211	29.756	186.102	1
63.	2:53'33.661	2'39.682 (56)	44.008	26.472	1'00.202	29.000	186.102	1
64.	2:56'11.760	2'38.099 (45)	43.217	26.244	59.527	29.111	186.497	1
65.	2:58'49.023	2'37.263 (39)	42.787	25.869	59.574	29.033	187.692	1
66.	3:01'28.022	2'38.999 (53)	43.775	26.388	59.678	29.158	186.497	1
67.	3:04'07.770	2'39.748 (57)	43.432	26.473	1'00.418	29.425	185.316	1
68.	3:06'47.812	2'40.042 (58)	43.562	26.045	1'01.030	29.405	185.708	1
69.	3:09'26.399	2'38.587 (50)	43.712	26.295	59.656	28.924	189.310	1
70.	3:12'04.585	2'38.186 (46)	43.220	25.838	59.766	29.362	186.894	1



JP250 4時間耐久  
ロードレース

MFJ承認競技会

**FUN&RUN! 2-Wheels**



JP250 DUNLOP OFFICIAL TYRE SUPPLIER

JP250 鈴鹿4時間耐久ロードレース 決勝レース

2024 / 11 / 24 :

SUZUKA CIRCUIT  
Full Course 2-Wheels(5,821m)

個別ラップ表

Weather :Fine  
Track :Dry

No	19	Best Time	2'34.694	135.465 km/h
Name	Techin/Noprutpong	Total Time	3:12'42.762	57 Laps
Team	Honda Racing Thailand with SIRacing	Average Lap Time	3'23.448	
Type	Honda/CBR250RR	Today's Rank	10 / 18	
		Today's Top Time	2'29.475	140.195 km/h
No	19 (Driver1)	Best Time	2'35.057	135.148 km/h
Name	Techin In-aphai	Total Time	56'15.007	21 Laps
Team	Honda Racing Thailand with SIRacing	Average Lap Time	2'38.677	
Type	Honda/CBR250RR	Today's Rank	17 / 120	
		Today's Top Time	2'29.475	140.195 km/h
No	19 (Driver2)	Best Time	2'34.694	135.465 km/h
Name	Noprutpong Bunprawes	Total Time	2:16'27.755	36 Laps
Team	Honda Racing Thailand with SIRacing	Average Lap Time	3'49.088	
Type	Honda/CBR250RR	Today's Rank	15 / 120	
		Today's Top Time	2'29.475	140.195 km/h
No	19 (Driver3)	Best Time		km/h
Name	Napat Jatoom	Total Time		Laps
Team	Honda Racing Thailand with SIRacing	Average Lap Time		
Type	Honda/CBR250RR	Today's Rank		
		Today's Top Time	2'29.475	140.195 km/h

Lap	Passing Time	Lap Time	Sec1	Sec2	Sec3	Sec4	km/h	Driver No
			52.575	28.277	59.722	29.089	186.894	2
1.	2'49.663							
2.	7'00.473	4'10.810 (55)	55.048	51.328	1'33.737	50.697	81.864	2
3.	11'08.554	4'08.081 (53)	1'14.552	40.515	1'29.294	43.720	93.150	2
4.	15'16.648	4'08.094 (54)	1'08.588	43.792	1'29.942	45.772	92.463	2
5.	18'41.891	3'25.243 (52)	1'11.148	45.438	59.311	29.346	196.071	2
6.	21'17.248	2'35.357 (10)	42.314	25.644	58.202	29.197	197.393	2
7.	23'52.880	2'35.632 (17)	42.280	25.987	58.381	28.984	196.951	2
8.	26'27.935	2'35.055 (5)	41.908	25.570	58.502	29.075	196.071	2
9.	29'02.665	2'34.730 (2)	42.210	25.476	58.361	28.683	196.510	2
10.	31'41.647	2'38.982 (46)	42.712	27.475	59.472	29.323	186.497	2
11.	34'16.341	<b>B 2'34.694</b> (1)	41.964	25.661	58.552	28.517	191.373	2
12.	36'51.876	2'35.535 (12)	41.861	25.971	58.904	28.799	192.632	2
13.	39'26.834	2'34.958 (4)	41.854	25.437	59.028	28.639	191.373	2
14.	42'02.124	2'35.290 (8)	42.977	25.410	58.442	28.461	190.957	2
15.	44'37.744	2'35.620 (15)	42.174	25.817	58.287	29.342	192.632	2
16.	47'13.082	2'35.338 (9)	42.830	25.546	58.315	28.647	190.130	2
17.	49'47.869	2'34.787 (3)	41.915	25.592	58.358	28.922	193.480	2
18.	52'23.234	2'35.365 (11)	41.980	25.550	58.975	28.860	190.130	2
19.	54'59.036	2'35.802 (20)	42.066	26.094	58.977	28.665	188.903	2
20.	57'34.099	2'35.063 (7)	42.042	25.633	58.979	28.409	190.957	2



JP250 4時間耐久  
ロードレース

MFJ承認競技会

FUN&RUN! 2-Wheels



JP250 DUNLOP OFFICIAL TYRE SUPPLIER

JP250 鈴鹿4時間耐久ロードレース 決勝レース

2024 / 11 / 24 :



SUZUKA CIRCUIT

個別ラップ表

Weather :Fine

Full Course 2-Wheels(5,821m)

Track :Dry

Lap	Passing Time	Lap Time	Sec1	Sec2	Sec3	Sec4	km/h	Driver No
21.	1:00'09.645	2'35.546 (13)	42.046	25.848	58.816	28.836	190.130	2
22.	1:02'46.858	2'37.213 (39)	41.965	25.638	58.247	31.363	197.393	2
23.	1:05'25.657	2'38.799 (45)	43.089	26.205	1'00.275	29.230	184.538	2
24.	1:08'02.244	2'36.587 (32)	43.180	25.569	58.869	28.969	189.310	2
25.	1:10'44.330	2'42.086 (48)	42.499	26.142	59.662	33.783	181.113	2
26.	1:14'05.779	3'21.449 (51)	1'26.338	26.223	59.967	28.921	184.926	1
27.	1:16'42.730	2'36.951 (35)	43.114	26.286	58.804	28.747	186.894	1
28.	1:19'19.217	2'36.487 (29)	42.737	26.061	59.021	28.668	188.094	1
29.	1:21'55.555	2'36.338 (27)	42.623	26.330	58.766	28.619	188.094	1
30.	1:24'32.717	2'37.162 (38)	43.285	26.135	59.110	28.632	188.094	1
31.	1:27'10.519	2'37.802 (41)	42.722	26.312	59.353	29.415	188.498	1
32.	1:29'45.576	2'35.057 (6)	43.006	25.797	57.885	28.369	194.336	1
33.	1:32'21.236	2'35.660 (19)	42.398	26.267	58.433	28.562	197.393	1
34.	1:34'57.653	2'36.417 (28)	41.892	25.764	59.387	29.374	193.055	1
35.	1:37'34.718	2'37.065 (36)	42.726	26.296	59.917	28.126	191.790	1
36.	1:40'10.363	2'35.645 (18)	42.419	25.734	59.088	28.404	191.790	1
37.	1:42'46.342	2'35.979 (22)	42.759	25.809	58.490	28.921	193.480	1
38.	1:45'22.323	2'35.981 (23)	42.854	25.735	58.856	28.536	194.767	1
39.	1:47'57.907	2'35.584 (14)	42.572	25.647	58.935	28.430	186.894	1
40.	1:50'34.394	2'36.487 (29)	42.558	25.662	59.469	28.798	186.102	1
41.	1:53'10.463	2'36.069 (24)	42.804	25.757	58.977	28.531	188.094	1
42.	2:32'36.355	39'25.892 (56)	42.451	28.864	1'03.807	29.938	183.382	2
43.	2:35'16.394	2'40.039 (47)	43.564	26.838	59.910	29.727	186.497	2
44.	2:37'53.166	2'36.772 (34)	42.864	26.053	59.145	28.710	188.903	2
45.	2:40'29.001	2'35.835 (21)	42.062	26.072	58.968	28.733	186.102	2
46.	2:43'05.537	2'36.536 (31)	42.418	25.970	59.239	28.909	186.894	2
47.	2:45'43.135	2'37.598 (40)	43.727	26.662	58.883	28.326	193.055	2
48.	2:48'19.865	2'36.730 (33)	42.475	25.958	58.969	29.328	190.957	2
49.	2:50'57.932	2'38.067 (43)	42.760	25.924	1'00.531	28.852	183.766	2
50.	2:53'33.554	2'35.622 (16)	42.395	25.631	58.952	28.644	192.632	2
51.	2:56'10.700	2'37.146 (37)	42.679	25.830	59.878	28.759	186.102	2





JP250 4時間耐久  
ロードレース

MFJ承認競技会

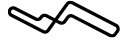
**FUN&RUN! 2-Wheels**



JP250 DUNLOP OFFICIAL TYRE SUPPLIER

JP250 鈴鹿4時間耐久ロードレース 決勝レース

2024 / 11 / 24 :



SUZUKA CIRCUIT

個別ラップ表

Weather :Fine

Track :Dry

Full Course 2-Wheels(5,821m)

Lap	Passing Time	Lap Time	Sec1	Sec2	Sec3	Sec4	km/h	Driver No
		2'43.188 (49)	42.438	26.044	59.716	34.990	183.766	2
52.	2:58'53.888 Pit	3'20.115 (50)	1'25.631	26.452	59.323	28.709	191.373	1
53.	3:02'14.003	2'37.981 (42)	42.730	27.117	59.534	28.600	186.102	1
54.	3:04'51.984	2'36.151 (25)	42.778	25.908	59.182	28.283	189.310	1
55.	3:07'28.135	2'36.249 (26)	42.799	26.013	58.700	28.737	188.498	1
56.	3:10'04.384	2'38.378 (44)	43.612	25.707	1'00.470	28.589	192.632	1
57.	3:12'42.762							



JP250 4時間耐久  
ロードレース

MFJ承認競技会

**FUN&RUN! 2-Wheels**



JP250 DUNLOP OFFICIAL TYRE SUPPLIER

JP250 鈴鹿4時間耐久ロードレース 決勝レース

2024 / 11 / 24 :



SUZUKA CIRCUIT

個別ラップ表

Weather :Fine

Track :Dry

Full Course 2-Wheels(5,821m)

No	22	Best Time	2'30.339	139.389 km/h
Name	土岩/山中	Total Time	3:12'21.507	72 Laps
Team	SHIN RIDING SERVICE&備前精機	Average Lap Time	2'40.261	
Type	Honda/CBR250RR	Today's Rank	3 / 18	
		Today's Top Time	2'29.475	140.195 km/h

No	22 (Driver1)	Best Time	2'33.325	136.674 km/h
Name	土岩 直人	Total Time	1:01'23.917	21 Laps
Team	SHIN RIDING SERVICE&備前精機	Average Lap Time	2'56.048	
Type	Honda/CBR250RR	Today's Rank	10 / 120	
		Today's Top Time	2'29.475	140.195 km/h

No	22 (Driver2)	Best Time	2'30.339	139.389 km/h
Name	山中 将基	Total Time	2:10'57.590	51 Laps
Team	SHIN RIDING SERVICE&備前精機	Average Lap Time	2'32.957	
Type	Honda/CBR250RR	Today's Rank	3 / 120	
		Today's Top Time	2'29.475	140.195 km/h

Lap	Passing Time	Lap Time	Sec1	Sec2	Sec3	Sec4	km/h	Driver No
			50.053	25.633	58.358	28.901	200.548	1
1.	2'42.945		1'00.014	50.140	1'34.271	49.305	85.781	1
2.	6'56.675	4'13.730 (71)	1'16.124	39.985	1'29.809	43.167	112.327	1
3.	11'05.760	4'09.085 (70)	1'08.713	43.826	1'29.133	45.909	98.808	1
4.	15'13.341	4'07.581 (69)	1'12.043	46.069	59.087	28.300	196.951	1
5.	18'38.840	3'25.499 (65)	42.091	25.544	57.975	28.222	193.055	1
6.	21'12.672	2'33.832 (51)	41.971	25.608	58.368	28.315	190.130	1
7.	23'46.934	2'34.262 (54)	41.635	25.300	58.295	28.095	190.130	1
8.	26'20.259	2'33.325 (49)	41.789	25.413	57.909	28.247	191.790	1
9.	28'53.617	2'33.358 (50)	41.974	25.757	57.867	28.277	190.542	1
10.	31'27.492	2'33.875 (52)	42.025	25.467	58.570	37.762	188.094	1
11.	34'11.316	Pit	3'29.732 (66)	1'38.262	25.728	27.791	190.542	2
12.	37'41.048	2'43.824 (63)	41.447	25.702	57.951	27.680	191.790	2
13.	40'13.528	2'32.480 (44)	41.113	24.988	56.911	27.925	195.635	2
14.	42'44.465	2'30.937 (8)	41.494	25.010	57.385	27.622	190.130	2
15.	45'15.976	2'31.511 (25)	41.019	24.821	57.047	27.452	190.542	2
16.	47'46.315	<b>B 2'30.339</b> (1)	40.915	25.385	57.224	27.465	192.210	2
17.	50'17.304	2'30.989 (9)	41.324	24.906	57.410	27.892	188.498	2
18.	52'48.836	2'31.532 (26)	40.947	24.935	57.680	27.735	192.632	2
19.	55'20.133	2'31.297 (17)	40.999	24.909	56.958	27.609	192.632	2
20.	57'50.608	2'30.475 (3)	41.001	24.950	57.839	27.522	190.542	2
21.	1:00'21.920	2'31.312 (18)	40.938	25.521	57.274	27.819	191.790	2
22.	1:02'53.472	2'31.552 (28)	41.706	24.973	57.710	27.853	191.790	2
23.	1:05'25.714	2'32.242 (42)						



JP250 4時間耐久  
ロードレース

MFJ承認競技会

FUN&RUN! 2-Wheels



JP250 DUNLOP OFFICIAL TYRE SUPPLIER

JP250 鈴鹿4時間耐久ロードレース 決勝レース

2024 / 11 / 24 :



SUZUKA CIRCUIT

個別ラップ表

Weather :Fine

Full Course 2-Wheels(5,821m)

Track :Dry

Lap	Passing Time	Lap Time	Sec1	Sec2	Sec3	Sec4	km/h	Driver No
24.	1:07'56.740	2'31.026 (10)	40.987	25.033	57.506	27.500	190.130	2
25.	1:10'28.096	2'31.356 (22)	40.946	25.076	57.466	27.868	191.790	2
26.	1:12'58.994	2'30.898 (7)	41.192	24.957	56.818	27.931	194.767	2
27.	1:15'30.846	2'31.852 (33)	41.306	25.237	57.729	27.580	189.719	2
28.	1:18'01.978	2'31.132 (15)	41.124	25.000	57.446	27.562	190.542	2
29.	1:20'32.711	2'30.733 (6)	40.902	24.944	57.204	27.683	192.210	2
30.	1:23'03.272	2'30.561 (5)	41.063	24.777	57.190	27.531	190.957	2
31.	1:25'34.426	2'31.154 (16)	40.976	24.794	57.969	27.415	194.336	2
32.	1:28'05.479	2'31.053 (13)	41.050	24.969	57.533	27.501	190.957	2
33.	1:30'36.834	2'31.355 (21)	40.921	24.737	58.011	27.686	190.957	2
34.	1:33'07.871	2'31.037 (11)	41.066	24.880	57.425	27.666	191.373	2
35.	1:35'39.760	2'31.889 (34)	41.140	24.950	58.046	27.753	193.480	2
36.	1:38'10.820	2'31.060 (14)	40.914	24.799	57.499	27.848	193.480	2
37.	1:40'41.347	2'30.527 (4)	41.060	24.872	57.191	27.404	195.200	2
38.	1:43'11.720	2'30.373 (2)	40.886	24.969	57.020	27.498	193.907	2
39.	1:45'51.666	Pit 2'39.946 (62)	41.565	24.916	57.957	35.508	188.094	2
40.	1:49'37.278	3'45.612 (68)	1'46.380	26.129	58.564	34.539	192.210	1
41.	1:52'12.698	2'35.420 (58)	42.975	25.750	58.354	28.341	192.632	1
42.	1:54'48.099	2'35.401 (57)	42.616	25.797	58.540	28.448	190.542	1
43.	1:57'23.912	2'35.813 (59)	42.217	25.590	59.539	28.467	192.210	1
44.	2:00'00.343	2'36.431 (61)	41.963	26.212	59.689	28.567	191.790	1
45.	2:02'36.629	2'36.286 (60)	42.301	25.720	58.891	29.374	193.480	1
46.	2:05'10.576	2'33.947 (53)	42.012	25.297	58.211	28.427	191.373	1
47.	2:07'45.016	2'34.440 (56)	42.080	25.512	58.306	28.542	195.635	1
48.	2:10'19.400	2'34.384 (55)	41.770	25.558	58.636	28.420	192.210	1
49.	2:13'04.267	Pit 2'44.867 (64)	42.658	26.415	58.478	37.316	188.903	1
50.	2:16'38.607	3'34.340 (67)	1'42.090	25.617	58.378	28.255	193.055	2
51.	2:19'09.928	2'31.321 (19)	41.231	25.134	57.136	27.820	194.336	2
52.	2:21'42.916	2'32.988 (48)	41.954	25.643	57.579	27.812	192.210	2
53.	2:24'14.739	2'31.823 (32)	41.267	25.282	57.647	27.627	189.719	2
54.	2:26'46.280	2'31.541 (27)	41.133	25.003	57.730	27.675	190.542	2



JP250 4時間耐久  
ロードレース

MFJ承認競技会

**FUN&RUN! 2-Wheels**



JP250 DUNLOP OFFICIAL TYRE SUPPLIER

JP250 鈴鹿4時間耐久ロードレース 決勝レース

2024 / 11 / 24 :



SUZUKA CIRCUIT

個別ラップ表

Weather :Fine

Full Course 2-Wheels(5,821m)

Track :Dry

Lap	Passing Time	Lap Time	Sec1	Sec2	Sec3	Sec4	km/h	Driver No
55.	2:29'18.792	2'32.512 (45)	41.339	25.947	57.316	27.910	192.632	2
56.	2:31'50.792	2'32.000 (36)	41.528	25.037	57.612	27.823	190.957	2
57.	2:34'22.847	2'32.055 (38)	41.403	25.049	57.891	27.712	191.790	2
58.	2:36'55.756	2'32.909 (46)	41.606	25.115	58.447	27.741	188.903	2
59.	2:39'27.900	2'32.144 (40)	41.201	25.499	57.717	27.727	190.130	2
60.	2:41'59.232	2'31.332 (20)	41.260	24.842	57.400	27.830	191.790	2
61.	2:44'30.792	2'31.560 (29)	41.273	25.094	57.462	27.731	192.632	2
62.	2:47'03.117	2'32.325 (43)	41.658	25.458	57.578	27.631	190.542	2
63.	2:49'34.500	2'31.383 (23)	41.485	24.980	57.388	27.530	190.957	2
64.	2:52'05.543	2'31.043 (12)	41.077	25.070	57.328	27.568	190.542	2
65.	2:54'37.521	2'31.978 (35)	41.486	25.248	57.710	27.534	190.957	2
66.	2:57'09.235	2'31.714 (31)	41.073	25.451	57.165	28.025	191.790	2
67.	2:59'40.643	2'31.408 (24)	41.135	25.184	57.136	27.953	197.838	2
68.	3:02'12.645	2'32.002 (37)	40.870	24.995	58.126	28.011	191.790	2
69.	3:04'44.800	2'32.155 (41)	41.352	25.127	57.381	28.295	189.719	2
70.	3:07'16.425	2'31.625 (30)	40.926	25.417	57.642	27.640	191.790	2
71.	3:09'48.553	2'32.128 (39)	41.007	25.321	57.660	28.140	191.790	2
72.	3:12'21.507	2'32.954 (47)	41.668	25.156	57.821	28.309	189.719	2



JP250 4時間耐久  
ロードレース

MFJ承認競技会

**FUN&RUN! 2-Wheels**



JP250 DUNLOP OFFICIAL TYRE SUPPLIER

JP250 鈴鹿4時間耐久ロードレース 決勝レース

2024 / 11 / 24 :



SUZUKA CIRCUIT

個別ラップ表

Weather :Fine

Full Course 2-Wheels(5,821m)

Track :Dry

No	33	Best Time	2'31.022	138.759 km/h
Name	鈴木/植月	Total Time	3:11'25.872	71 Laps
Team	M-support三木物流	Average Lap Time	2'41.810	
Type	Honda/CBR250RR	Today's Rank	5 / 18	
		Today's Top Time	2'29.475	140.195 km/h
No	33 (Driver1)	Best Time	2'31.022	138.759 km/h
Name	鈴木 大空翔	Total Time	2:34'56.762	58 Laps
Team	M-support三木物流	Average Lap Time	2'40.309	
Type	Honda/CBR250RR	Today's Rank	5 / 120	
		Today's Top Time	2'29.475	140.195 km/h
No	33 (Driver2)	Best Time	2'36.194	134.164 km/h
Name	植月 永久	Total Time	36'29.110	13 Laps
Team	M-support三木物流	Average Lap Time	2'42.318	
Type	Honda/CBR250RR	Today's Rank	21 / 120	
		Today's Top Time	2'29.475	140.195 km/h
No	33 (Driver3)	Best Time		km/h
Name	鈴木 未来翔	Total Time		Laps
Team	M-support三木物流	Average Lap Time		
Type	Honda/CBR250RR	Today's Rank		
		Today's Top Time	2'29.475	140.195 km/h

Lap	Passing Time	Lap Time	Sec1	Sec2	Sec3	Sec4	km/h	Driver No
			48.251	25.251	57.900	27.747	189.719	1
1.	2'39.149							
		4'14.720 (70)	1'02.173	49.301	1'34.388	48.858	86.457	1
2.	6'53.869							
		4'09.425 (69)	1'16.572	40.109	1'29.239	43.505	102.497	1
3.	11'03.294							
		4'07.952 (68)	1'08.926	43.990	1'28.879	46.157	100.850	1
4.	15'11.246							
		3'25.920 (64)	1'12.330	46.043	59.546	28.001	188.498	1
5.	18'37.166							
		2'32.026 (15)	41.511	25.133	57.581	27.801	190.130	1
6.	21'09.192							
		2'31.187 (5)	41.120	25.188	57.378	27.501	190.542	1
7.	23'40.379							
		2'31.118 (3)	41.196	24.727	57.488	27.707	189.310	1
8.	26'11.497							
		2'31.232 (6)	41.585	24.674	57.353	27.620	190.957	1
9.	28'42.729							
		<b>B 2'31.022 (1)</b>	41.254	24.726	57.264	27.778	188.903	1
10.	31'13.751							
		2'32.697 (21)	41.157	24.649	57.773	29.118	192.632	1
11.	33'46.448							
		2'34.853 (47)	42.760	25.061	58.774	28.258	190.542	1
12.	36'21.301							
		2'32.699 (22)	42.129	24.979	57.851	27.740	189.719	1
13.	38'54.000							
		2'33.682 (39)	41.450	25.746	58.314	28.172	191.373	1
14.	41'27.682							
		2'34.222 (43)	42.563	25.274	57.848	28.537	197.393	1
15.	44'01.904							
		2'33.771 (41)	42.178	25.244	58.430	27.919	190.957	1
16.	46'35.675							
		2'33.614 (37)	41.806	24.929	57.931	28.948	191.373	1
17.	49'09.289							
		2'32.127 (16)	41.770	24.634	57.623	28.100	190.957	1
18.	51'41.416							
		2'33.485 (34)	41.391	25.059	58.952	28.083	190.542	1
19.	54'14.901							
		2'33.234 (30)	41.919	24.686	58.665	27.964	193.480	1
20.	56'48.135							



JP250 4時間耐久  
ロードレース

MFJ承認競技会

FUN&RUN! 2-Wheels



JP250 DUNLOP OFFICIAL TYRE SUPPLIER

JP250 鈴鹿4時間耐久ロードレース 決勝レース

2024 / 11 / 24 :



SUZUKA CIRCUIT

個別ラップ表

Weather :Fine

Full Course 2-Wheels(5,821m)

Track :Dry

Lap	Passing Time	Lap Time	Sec1	Sec2	Sec3	Sec4	km/h	Driver No
21.	59'21.902	2'33.767 (40)	41.807	25.081	58.600	28.279	188.903	1
22.	1:01'55.027	2'33.125 (29)	41.509	25.018	58.706	27.892	190.542	1
23.	1:04'28.529	2'33.502 (36)	41.648	25.415	58.249	28.190	189.719	1
24.	1:07'02.893	2'34.364 (44)	41.785	25.594	58.567	28.418	193.907	1
25.	1:09'34.822	2'31.929 (12)	41.076	25.533	57.591	27.729	187.692	1
26.	1:12'06.530	2'31.708 (7)	41.025	25.196	57.373	28.114	190.542	1
27.	1:14'38.510	2'31.980 (14)	41.541	25.160	57.368	27.911	189.310	1
28.	1:17'09.554	2'31.044 (2)	41.143	24.716	57.412	27.773	190.542	1
29.	1:19'43.765	2'34.211 (42)	41.472	26.345	58.233	28.161	188.903	1
30.	1:22'14.883	2'31.118 (3)	41.119	24.719	57.166	28.114	191.373	1
31.	1:24'47.852	2'32.969 (25)	41.538	25.401	58.045	27.985	190.957	1
32.	1:27'29.177	Pit 2'41.325 (61)	41.565	24.938	58.158	36.664	189.719	1
33.	1:31'30.460	4'01.283 (67)	2'07.624	25.654	58.952	29.053	191.790	2
34.	1:34'12.156	2'41.696 (62)	42.388	26.322	1'03.091	29.895	179.265	2
35.	1:36'48.633	2'36.477 (55)	42.348	26.028	59.239	28.862	188.094	2
36.	1:39'24.867	2'36.234 (51)	42.223	25.561	59.549	28.901	188.094	2
37.	1:42'01.061	2'36.194 (50)	42.358	25.710	59.414	28.712	186.497	2
38.	1:44'37.302	2'36.241 (52)	42.526	25.802	59.170	28.743	184.926	2
39.	1:47'13.745	2'36.443 (54)	42.361	26.638	58.927	28.517	189.719	2
40.	1:49'52.356	2'38.611 (59)	43.194	25.789	1'00.295	29.333	189.310	2
41.	1:52'28.759	2'36.403 (53)	42.092	25.704	58.910	29.697	188.903	2
42.	1:55'05.708	2'36.949 (56)	42.496	26.258	59.178	29.017	189.310	2
43.	1:57'53.425	Pit 2'47.717 (63)	42.674	25.834	59.243	39.966	175.329	2
44.	2:01'21.748	3'28.323 (66)	1'35.535	25.400	59.475	27.913	187.692	1
45.	2:03'59.885	2'38.137 (58)	41.439	25.869	1'02.097	28.732	179.265	1
46.	2:06'35.447	2'35.562 (48)	41.479	24.787	59.947	29.349	185.316	1
47.	2:09'07.339	2'31.892 (11)	41.416	24.811	57.541	28.124	188.903	1
48.	2:11'40.192	2'32.853 (24)	42.199	25.032	57.659	27.963	189.310	1
49.	2:14'13.567	2'33.375 (32)	41.544	25.720	57.758	28.353	190.542	1
50.	2:16'46.080	2'32.513 (19)	41.334	24.579	58.546	28.054	190.957	1
51.	2:19'18.211	2'32.131 (17)	41.456	24.746	57.916	28.013	189.719	1



JP250 4時間耐久  
ロードレース

MFJ承認競技会

**FUN&RUN! 2-Wheels**



JP250 DUNLOP OFFICIAL TYRE SUPPLIER

JP250 鈴鹿4時間耐久ロードレース 決勝レース

2024 / 11 / 24 :



SUZUKA CIRCUIT

個別ラップ表

Weather :Fine

Track :Dry

Full Course 2-Wheels(5,821m)

Lap	Passing Time	Lap Time	Sec1	Sec2	Sec3	Sec4	km/h	Driver No
52.	2:21'51.856	2'33.645 (38)	41.492	25.416	58.036	28.701	191.373	1
53.	2:24'25.357	2'33.501 (35)	41.810	25.065	58.718	27.908	189.719	1
54.	2:26'57.667	2'32.310 (18)	41.730	24.774	57.999	27.807	188.903	1
55.	2:29'33.721	2'36.054 (49)	41.693	24.794	57.580	31.987	182.620	1
56.	2:32'05.592	2'31.871 (10)	41.458	24.717	57.841	27.855	189.719	1
57.	2:34'37.540	2'31.948 (13)	41.281	25.063	57.641	27.963	193.907	1
58.	2:37'09.340	2'31.800 (9)	41.363	24.632	57.389	28.416	192.632	1
59.	2:39'42.692	2'33.352 (31)	42.088	24.967	58.365	27.932	189.310	1
60.	2:42'15.808	2'33.116 (27)	41.596	24.846	57.435	29.239	190.542	1
61.	2:44'48.928	2'33.120 (28)	42.325	25.100	57.723	27.972	193.055	1
62.	2:47'21.529	2'32.601 (20)	41.656	24.844	58.127	27.974	188.903	1
63.	2:49'53.269	2'31.740 (8)	41.471	24.930	57.538	27.801	190.130	1
64.	2:52'26.291	2'33.022 (26)	42.577	24.901	57.604	27.940	190.542	1
65.	2:55'00.690	2'34.399 (45)	41.522	25.657	58.776	28.444	192.210	1
66.	2:57'33.437	2'32.747 (23)	41.496	24.917	58.395	27.939	187.692	1
67.	3:00'07.942	2'34.505 (46)	43.115	25.214	57.897	28.279	192.632	1
68.	3:02'41.425	2'33.483 (33)	42.805	25.009	57.815	27.854	188.903	1
69.	3:05'21.010	Pit 2'39.585 (60)	41.899	25.242	58.012	34.432	188.094	1
70.	3:08'48.639	3'27.629 (65)	1'24.045	27.779	1'06.838	28.967	193.055	2
71.	3:11'25.872	2'37.233 (57)	42.123	26.899	59.403	28.808	191.373	2



JP250 4時間耐久  
ロードレース

MFJ承認競技会

FUN&RUN! 2-Wheels



JP250 DUNLOP OFFICIAL TYRE SUPPLIER

JP250 鈴鹿4時間耐久ロードレース 決勝レース

2024 / 11 / 24



SUZUKA CIRCUIT

個別ラップ表

Weather :Fine

Full Course 2-Wheels(5,821m)

Track :Dry

No	34	Best Time	2'41.572	129.698 km/h
Name	河原林/上原	Total Time	3:12'25.779	67 Laps
Team	山科カワサキKEN RT KARBAR&マテリアル&しゅー	Average Lap Time	2'51.850	
Type	Kawasaki/ZX-25R	Today's Rank	18 / 18	
		Today's Top Time	2'29.475	140.195 km/h
No	34 (Driver1)	Best Time	2'42.100	129.276 km/h
Name	河原林 猛	Total Time	1:29'42.555	32 Laps
Team	山科カワサキKEN RT KARBAR&マテリアル&しゅー	Average Lap Time	2'46.304	
Type	Kawasaki/ZX-25R	Today's Rank	61 / 120	
		Today's Top Time	2'29.475	140.195 km/h
No	34 (Driver2)	Best Time	2'41.572	129.698 km/h
Name	上原 純一	Total Time	1:42'43.224	35 Laps
Team	山科カワサキKEN RT KARBAR&マテリアル&しゅー	Average Lap Time	2'55.281	
Type	Kawasaki/ZX-25R	Today's Rank	56 / 120	
		Today's Top Time	2'29.475	140.195 km/h

Lap	Passing Time	Lap Time	Sec1	Sec2	Sec3	Sec4	km/h	Driver No
			1'06.731	31.803	1'07.993	37.143	153.835	2
1.	3'23.670							2
2.	7'24.992	4'01.322 (64)	48.828	45.831	1'29.096	57.567	99.479	2
3.	11'34.415	4'09.423 (66)	1'09.952	45.644	1'28.892	44.935	137.465	2
4.	15'41.022	4'06.607 (65)	1'02.193	44.625	1'30.894	48.895	51.278	2
5.	19'09.253	3'28.231 (60)	1'07.189	44.135	1'04.698	32.209	175.680	2
6.	22'01.440	2'52.187 (57)	45.887	29.047	1'05.500	31.753	185.708	2
7.	24'51.321	2'49.881 (55)	48.178	29.031	1'02.674	29.998	185.708	2
8.	27'40.178	2'48.857 (54)	46.158	29.089	1'03.343	30.267	184.151	2
9.	30'23.958	2'43.780 (27)	44.521	27.920	1'01.676	29.663	184.926	2
10.	33'07.100	2'43.142 (17)	44.403	27.518	1'01.500	29.721	185.316	2
11.	35'50.421	2'43.321 (21)	44.374	27.427	1'01.833	29.687	184.926	2
12.	38'34.812	2'44.391 (37)	44.189	27.536	1'02.575	30.091	186.497	2
13.	41'18.526	2'43.714 (26)	44.348	27.678	1'01.686	30.002	187.692	2
14.	44'01.596	2'43.070 (15)	44.049	27.334	1'01.372	30.315	185.708	2
15.	46'44.013	2'42.417 (6)	44.190	27.328	1'00.959	29.940	184.926	2
16.	49'30.846	2'46.833 (51)	47.198	27.923	1'01.651	30.061	186.894	2
17.	52'14.666	2'43.820 (29)	46.074	27.147	1'00.738	29.861	186.102	2
18.	54'56.238	<b>B 2'41.572</b> (1)	43.897	27.225	1'00.968	29.482	186.497	2
19.	57'39.303	2'43.065 (14)	44.207	27.162	1'01.142	30.554	188.094	2
20.	1:00'31.931	2'52.628 (58)	45.902	27.788	1'02.195	36.743	185.708	2
21.	1:04'19.056	3'47.125 (63)	1'44.262	27.868	1'03.129	31.866	184.538	1
22.	1:07'04.850	2'45.794 (46)	45.518	27.137	1'02.694	30.445	184.926	1
23.	1:09'49.803	2'44.953 (43)	43.720	27.490	1'03.011	30.732	182.620	1





JP250 4時間耐久  
ロードレース

MFJ承認競技会

FUN&RUN! 2-Wheels



JP250 DUNLOP OFFICIAL TYRE SUPPLIER

JP250 鈴鹿4時間耐久ロードレース 決勝レース

2024 / 11 / 24 :



SUZUKA CIRCUIT

個別ラップ表

Weather :Fine

Full Course 2-Wheels(5,821m)

Track :Dry

Lap	Passing Time	Lap Time	Sec1	Sec2	Sec3	Sec4	km/h	Driver No
24.	1:12'33.142	2'43.339 (22)	43.926	26.886	1'02.453	30.074	183.000	1
25.	1:15'16.849	2'43.707 (25)	43.715	27.214	1'02.142	30.636	182.241	1
26.	1:18'01.539	2'44.690 (41)	45.298	26.976	1'02.163	30.253	182.620	1
27.	1:20'44.800	2'43.261 (19)	44.012	26.787	1'02.027	30.435	183.000	1
28.	1:23'29.045	2'44.245 (35)	43.928	27.217	1'02.582	30.518	185.316	1
29.	1:26'13.427	2'44.382 (36)	43.741	27.465	1'02.878	30.298	180.741	1
30.	1:28'56.531	2'43.104 (16)	43.589	27.488	1'01.669	30.358	184.151	1
31.	1:31'39.524	2'42.993 (11)	43.962	26.813	1'01.931	30.287	184.151	1
32.	1:34'22.889	2'43.365 (23)	43.682	27.181	1'02.291	30.211	184.538	1
33.	1:37'06.881	2'43.992 (32)	43.774	27.909	1'01.794	30.515	185.316	1
34.	1:39'49.351	2'42.470 (7)	43.336	27.008	1'01.968	30.158	184.538	1
35.	1:42'32.395	2'43.044 (13)	43.577	26.767	1'02.476	30.224	184.151	1
36.	1:45'14.620	2'42.225 (4)	43.445	26.752	1'02.017	30.011	183.382	1
37.	1:47'57.776	2'43.156 (18)	44.450	26.647	1'01.513	30.546	183.382	1
38.	1:50'39.876	2'42.100 (2)	43.727	26.555	1'01.666	30.152	184.926	1
39.	1:53'23.894	2'44.018 (33)	44.557	27.858	1'01.787	29.816	183.382	1
40.	1:56'06.253	2'42.359 (5)	43.497	26.695	1'02.271	29.896	182.620	1
41.	1:58'58.089	Pit 2'51.836 (56)	43.698	26.912	1'02.864	38.362	180.000	1
42.	2:02'44.464	3'46.375 (62)	1'45.434	28.308	1'02.814	29.819	189.310	2
43.	2:05'29.050	2'44.586 (39)	44.240	27.663	1'02.285	30.398	181.488	2
44.	2:08'16.815	2'47.765 (53)	46.090	28.861	1'02.700	30.114	187.692	2
45.	2:10'59.826	2'43.011 (12)	44.495	27.450	1'01.380	29.686	186.102	2
46.	2:13'43.141	2'43.315 (20)	44.542	27.325	1'01.606	29.842	184.926	2
47.	2:16'25.689	2'42.548 (8)	44.190	27.273	1'01.471	29.614	186.497	2
48.	2:19'07.902	2'42.213 (3)	44.374	26.987	1'01.001	29.851	187.692	2
49.	2:21'51.875	2'43.973 (31)	44.223	27.681	1'01.317	30.752	188.094	2
50.	2:24'34.466	2'42.591 (9)	44.314	27.131	1'01.443	29.703	188.498	2
51.	2:27'17.278	2'42.812 (10)	44.430	27.207	1'01.209	29.966	175.329	2
52.	2:30'01.076	2'43.798 (28)	44.621	27.416	1'01.401	30.360	185.316	2
53.	2:32'44.693	2'43.617 (24)	45.003	27.561	1'00.983	30.070	186.497	2
54.	2:35'31.032	2'46.339 (49)	45.115	28.319	1'02.578	30.327	183.766	2



JP250 4時間耐久  
ロードレース

MFJ承認競技会

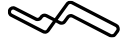
**FUN&RUN! 2-Wheels**



JP250 DUNLOP OFFICIAL TYRE SUPPLIER

JP250 鈴鹿4時間耐久ロードレース 決勝レース

2024 / 11 / 24 :



SUZUKA CIRCUIT

個別ラップ表

Weather :Fine

Full Course 2-Wheels(5,821m)

Track :Dry

Lap	Passing Time	Lap Time	Sec1	Sec2	Sec3	Sec4	km/h	Driver No
55.	2:38'15.888	2'44.856 (42)	45.372	27.590	1'01.972	29.922	184.926	2
56.	2:41'09.382	2'53.494 (59) Pit	44.793	27.763	1'02.787	38.151	174.632	2
57.	2:44'51.886	3'42.504 (61)	1'41.253	27.364	1'02.944	30.943	183.766	1
58.	2:47'37.466	2'45.580 (45)	44.914	27.324	1'03.011	30.331	183.766	1
59.	2:50'24.044	2'46.578 (50)	44.459	28.309	1'03.386	30.424	184.926	1
60.	2:53'10.348	2'46.304 (48)	44.679	27.402	1'03.046	31.177	184.538	1
61.	2:55'57.276	2'46.928 (52)	44.552	27.756	1'04.098	30.522	184.538	1
62.	2:58'41.864	2'44.588 (40)	44.161	27.097	1'02.702	30.628	182.620	1
63.	3:01'26.351	2'44.487 (38)	44.260	27.119	1'02.636	30.472	182.620	1
64.	3:04'11.468	2'45.117 (44)	44.393	27.811	1'02.393	30.520	184.151	1
65.	3:06'55.600	2'44.132 (34)	43.850	27.420	1'02.908	29.954	184.151	1
66.	3:09'39.506	2'43.906 (30)	43.499	27.769	1'02.508	30.130	181.863	1
67.	3:12'25.779	2'46.273 (47)	44.273	29.082	1'02.218	30.700	184.151	1



JP250 4時間耐久  
ロードレース

MFJ承認競技会

FUN&RUN! 2-Wheels



JP250 DUNLOP OFFICIAL TYRE SUPPLIER

JP250 鈴鹿4時間耐久ロードレース 決勝レース

2024 / 11 / 24



SUZUKA CIRCUIT

個別ラップ表

Weather :Fine

Full Course 2-Wheels(5,821m)

Track :Dry

No	47	Best Time	2'34.544	135.596 km/h
Name	平城/中山	Total Time	3:13'38.221	49 Laps
Team	PROGRESSガレージハラダ姫路	Average Lap Time	3'58.608	
Type	Kawasaki/ZX-25R	Today's Rank	9 / 18	
		Today's Top Time	2'29.475	140.195 km/h
No	47 (Driver1)	Best Time	2'34.544	135.596 km/h
Name	平城 雄飛	Total Time	1:25'36.735	25 Laps
Team	PROGRESSガレージハラダ姫路	Average Lap Time	3'27.155	
Type	Kawasaki/ZX-25R	Today's Rank	14 / 120	
		Today's Top Time	2'29.475	140.195 km/h
No	47 (Driver2)	Best Time	2'40.787	130.331 km/h
Name	中山 智博	Total Time	1:48'01.486	24 Laps
Team	PROGRESSガレージハラダ姫路	Average Lap Time	2'45.273	
Type	Kawasaki/ZX-25R	Today's Rank	47 / 120	
		Today's Top Time	2'29.475	140.195 km/h
No	47 (Driver3)	Best Time		km/h
Name	菅我 亘	Total Time		Laps
Team	PROGRESSガレージハラダ姫路	Average Lap Time		
Type	Kawasaki/ZX-25R	Today's Rank		
		Today's Top Time	2'29.475	140.195 km/h

Lap	Passing Time	Lap Time	Sec1	Sec2	Sec3	Sec4	km/h	Driver No
			51.114	25.971	58.597	29.320	194.336	1
1.	2'45.002							
		4'14.299 (46)	59.106	51.012	1'33.666	50.515	85.282	1
2.	6'59.301							
		4'08.560 (45)	1'15.084	40.317	1'29.525	43.634	97.600	1
3.	11'07.861							
		4'07.802 (44)	1'08.590	43.541	1'30.062	45.609	98.036	1
4.	15'15.663							
		3'24.904 (41)	1'11.197	45.370	59.667	28.670	196.510	1
5.	18'40.567							
		2'35.270 (10)	42.461	25.777	58.724	28.308	195.200	1
6.	21'15.837							
		2'36.011 (13)	42.559	25.806	58.910	28.736	189.719	1
7.	23'51.848							
		2'34.931 (6)	42.176	25.724	58.498	28.533	190.957	1
8.	26'26.779							
		2'36.104 (14)	42.812	25.590	58.816	28.886	189.310	1
9.	29'02.883							
		2'37.977 (17)	42.318	27.852	59.190	28.617	191.373	1
10.	31'40.860							
		2'34.631 (2)	42.497	25.514	58.187	28.433	193.480	1
11.	34'15.491							
		2'35.115 (7)	42.263	25.460	58.221	29.171	192.210	1
12.	36'50.606							
		2'35.241 (9)	41.779	25.722	58.584	29.156	196.071	1
13.	39'25.847							
		2'35.305 (11)	42.193	25.546	58.678	28.888	188.094	1
14.	42'01.152							
		2'34.919 (5)	41.754	25.446	58.124	29.595	196.951	1
15.	44'36.071							
		2'34.831 (3)	42.309	25.420	58.648	28.454	188.498	1
16.	47'10.902							
		<b>B 2'34.544</b> (1)	42.151	25.295	58.476	28.622	192.632	1
17.	49'45.446							
		2'34.866 (4)	42.136	25.445	58.847	28.438	190.957	1
18.	52'20.312							
		2'35.422 (12)	42.521	25.569	58.968	28.364	192.632	1
19.	54'55.734							
		2'35.167 (8)	42.603	25.618	58.687	28.259	192.210	1
20.	57'30.901							



JP250 4時間耐久  
ロードレース

MFJ承認競技会

**FUN&RUN! 2-Wheels**



JP250 DUNLOP OFFICIAL TYRE SUPPLIER

JP250 鈴鹿4時間耐久ロードレース 決勝レース

2024 / 11 / 24 :



SUZUKA CIRCUIT

個別ラップ表

Weather :Fine

Full Course 2-Wheels(5,821m)

Track :Dry

Lap	Passing Time	Lap Time	Sec1	Sec2	Sec3	Sec4	km/h	Driver No
21.	1:00'07.899	2'36.998 (16)	42.670	25.704	59.603	29.021	191.790	1
22.	1:16'25.930	16'18.031 (47)	42.544	26.275	58.744	14'10.468	192.632	1
23.	2:01'06.125	44'40.195 (48)	42'19.649	34.020	1'11.926	34.600	162.968	2
24.	2:03'53.395	2'47.270 (38)	46.901	27.781	1'02.119	30.469	186.102	2
25.	2:06'38.854	2'45.459 (37)	44.296	26.522	1'02.976	31.665	184.151	2
26.	2:09'22.641	2'43.787 (35)	43.891	27.582	1'02.229	30.085	188.498	2
27.	2:12'04.999	2'42.358 (31)	43.992	26.706	1'01.637	30.023	186.497	2
28.	2:14'45.930	2'40.931 (21)	43.953	26.478	1'00.815	29.685	184.926	2
29.	2:17'27.119	2'41.189 (25)	43.708	26.515	1'01.116	29.850	184.926	2
30.	2:20'08.261	2'41.142 (24)	43.721	26.632	1'01.066	29.723	184.538	2
31.	2:22'49.679	2'41.418 (26)	43.859	26.482	1'01.195	29.882	186.497	2
32.	2:25'30.527	2'40.848 (19)	43.631	26.524	1'00.915	29.778	187.692	2
33.	2:28'25.421	2'54.894 (40)	43.543	26.599	1'00.648	44.104	186.102	2
34.	2:32'10.506	3'45.085 (43)	1'50.060	26.230	59.650	29.145	190.957	1
35.	2:34'47.072	2'36.566 (15)	42.724	25.821	59.155	28.866	190.957	1
36.	2:37'36.226	2'49.154 (39)	42.526	26.912	59.380	40.336	185.708	1
37.	2:41'12.925	3'36.699 (42)	1'39.423	26.938	1'00.599	29.739	186.894	2
38.	2:43'53.712	2'40.787 (18)	43.420	26.816	1'00.655	29.896	190.957	2
39.	2:46'35.748	2'42.036 (29)	44.177	26.715	1'00.680	30.464	188.903	2
40.	2:49'16.598	2'40.850 (20)	43.552	26.542	1'01.170	29.586	188.903	2
41.	2:52'00.934	2'44.336 (36)	44.151	26.955	1'01.154	32.076	187.692	2
42.	2:54'43.007	2'42.073 (30)	43.984	26.602	1'01.134	30.353	190.130	2
43.	2:57'26.034	2'43.027 (33)	43.879	26.587	1'01.816	30.745	186.497	2
44.	3:00'07.149	2'41.115 (23)	43.353	26.444	1'01.641	29.677	186.894	2
45.	3:02'50.402	2'43.253 (34)	44.958	27.382	1'01.340	29.573	185.316	2
46.	3:05'32.368	2'41.966 (28)	43.573	26.708	1'01.723	29.962	186.894	2
47.	3:08'15.294	2'42.926 (32)	44.741	27.184	1'01.180	29.821	186.497	2
48.	3:10'57.140	2'41.846 (27)	43.701	26.643	1'01.545	29.957	185.708	2
49.	3:13'38.221	2'41.081 (22)	43.642	26.572	1'01.173	29.694	188.498	2



JP250 4時間耐久  
ロードレース

MFJ承認競技会

**FUN&RUN! 2-Wheels**



JP250 DUNLOP OFFICIAL TYRE SUPPLIER

JP250 鈴鹿4時間耐久ロードレース 決勝レース

2024 / 11 / 24 :



SUZUKA CIRCUIT

個別ラップ表

Weather :Fine

Full Course 2-Wheels(5,821m)

Track :Dry

No	48	Best Time	2'36.230	134.133 km/h
Name	里/橋野	Total Time	3:13'03.082	68 Laps
Team	teamEBATA&H-make&PowerOneStop	Average Lap Time	2'48.892	
Type	Honda/CBR250RR	Today's Rank	13 / 18	
		Today's Top Time	2'29.475	140.195 km/h

No	48 (Driver1)	Best Time	2'36.230	134.133 km/h
Name	里 実	Total Time	1:41'03.013	35 Laps
Team	teamEBATA&H-make&PowerOneStop	Average Lap Time	2'50.462	
Type	Honda/CBR250RR	Today's Rank	23 / 120	
		Today's Top Time	2'29.475	140.195 km/h

No	48 (Driver2)	Best Time	2'41.282	129.931 km/h
Name	橋野 喜也	Total Time	1:32'00.069	33 Laps
Team	teamEBATA&H-make&PowerOneStop	Average Lap Time	2'45.424	
Type	Honda/CBR250RR	Today's Rank	52 / 120	
		Today's Top Time	2'29.475	140.195 km/h

Lap	Passing Time	Lap Time	Sec1	Sec2	Sec3	Sec4	km/h	Driver No
			2'02.265	27.361	1'10.203	47.454	98.145	1
1.	4'27.283		1'17.130	44.429	1'27.012	47.259	98.697	1
2.	8'43.113	4'15.830 (66)	1'15.509	43.300	1'35.554	48.329	86.542	1
3.	13'05.805	4'22.692 (67)	1'13.971	40.376	1'28.687	43.711	104.821	1
4.	17'12.550	4'06.745 (65)	45.523	27.356	1'01.303	29.459	186.497	1
5.	19'56.191	2'43.641 (42)	43.486	26.584	1'00.444	30.110	184.926	1
6.	22'36.815	2'40.624 (24)	43.348	26.620	1'00.696	29.380	186.497	1
7.	25'16.859	2'40.044 (20)	43.061	26.084	1'01.039	30.064	188.094	1
8.	27'57.107	2'40.248 (22)	43.427	27.462	1'00.415	29.319	184.151	1
9.	30'37.730	2'40.623 (23)	42.944	26.572	1'01.355	28.976	184.926	1
10.	33'17.577	2'39.847 (19)	42.780	26.180	59.845	29.013	184.538	1
11.	35'55.395	2'37.818 (5)	42.537	26.112	1'00.955	29.894	186.102	1
12.	38'34.893	2'39.498 (17)	42.537	26.112	1'00.955	29.894	186.102	1
13.	41'13.734	2'38.841 (14)	42.761	26.596	1'00.183	29.301	188.498	1
14.	43'54.931	2'41.197 (27)	45.169	27.227	59.922	28.879	186.894	1
15.	46'32.508	2'37.577 (3)	42.503	26.269	59.765	29.040	183.382	1
16.	49'12.287	2'39.779 (18)	44.197	26.365	59.831	29.386	187.292	1
17.	51'51.667	2'39.380 (16)	42.487	27.838	1'00.135	28.920	186.102	1
18.	54'27.897	<b>B 2'36.230</b> (1)	42.307	25.773	59.499	28.651	185.316	1
19.	57'04.533	2'36.636 (2)	42.410	26.055	59.375	28.796	187.292	1
20.	59'43.294	2'38.761 (13)	42.549	26.208	1'00.469	29.535	185.708	1
21.	1:02'21.987	2'38.693 (12)	43.078	26.531	59.937	29.147	185.708	1
22.	1:05'00.064	2'38.077 (6)	42.566	26.030	59.714	29.767	186.102	1
23.	1:07'50.697	2'50.633 (60) Pit	42.872	26.008	59.696	42.057	187.292	1



JP250 4時間耐久  
ロードレース

MFJ承認競技会

FUN&RUN! 2-Wheels



JP250 DUNLOP OFFICIAL TYRE SUPPLIER

JP250 鈴鹿4時間耐久ロードレース 決勝レース

2024 / 11 / 24 :



SUZUKA CIRCUIT

個別ラップ表

Weather :Fine

Full Course 2-Wheels(5,821m)

Track :Dry

Lap	Passing Time	Lap Time	Sec1	Sec2	Sec3	Sec4	km/h	Driver No
24.	1:11'37.192	3'46.495 (63)	1'46.425	27.436	1'02.015	30.619	179.632	2
25.	1:14'20.694	2'43.502 (39)	44.217	27.107	1'01.827	30.351	180.000	2
26.	1:17'06.147	2'45.453 (52)	44.413	27.587	1'02.445	31.008	182.620	2
27.	1:19'50.865	2'44.718 (50)	44.250	27.877	1'02.266	30.325	180.370	2
28.	1:22'33.483	2'42.618 (36)	44.070	26.976	1'01.654	29.918	182.241	2
29.	1:25'17.055	2'43.572 (41)	43.716	27.216	1'01.977	30.663	179.632	2
30.	1:28'02.624	2'45.569 (54)	44.185	28.390	1'02.697	30.297	181.113	2
31.	1:30'44.698	2'42.074 (31)	44.111	26.360	1'01.269	30.334	180.370	2
32.	1:33'28.233	2'43.535 (40)	44.401	27.031	1'01.872	30.231	180.000	2
33.	1:36'12.317	2'44.084 (46)	43.956	26.937	1'02.581	30.610	181.863	2
34.	1:38'55.069	2'42.752 (37)	44.030	26.800	1'01.854	30.068	184.151	2
35.	1:41'38.773	2'43.704 (44)	43.902	27.253	1'01.842	30.707	178.900	2
36.	1:44'22.582	2'43.809 (45)	44.308	26.945	1'02.460	30.096	182.241	2
37.	1:47'05.132	2'42.550 (35)	43.820	26.712	1'01.538	30.480	179.265	2
38.	1:49'47.552	2'42.420 (34)	43.639	26.581	1'01.845	30.355	178.174	2
39.	1:52'28.834	2'41.282 (28)	43.731	26.552	1'00.914	30.085	180.741	2
40.	1:55'10.622	2'41.788 (30)	43.690	26.385	1'01.783	29.930	177.455	2
41.	1:57'52.947	2'42.325 (32)	44.062	27.143	1'01.315	29.805	182.241	2
42.	2:00'34.245	2'41.298 (29)	43.563	26.455	1'01.304	29.976	180.741	2
43.	2:03'17.392	2'43.147 (38)	43.318	26.926	1'02.217	30.686	180.000	2
44.	2:05'59.726	2'42.334 (33)	43.825	26.858	1'01.657	29.994	178.900	2
45.	2:08'43.418	2'43.692 (43)	43.722	26.942	1'02.767	30.261	181.863	2
46.	2:11'33.924	2'50.506 (59)	44.281	26.993	1'01.688	37.544	183.382	2
47.	2:15'24.190	3'50.266 (64)	1'50.961	26.816	1'01.642	30.847	186.497	1
48.	2:18'03.284	2'39.094 (15)	42.700	26.667	1'00.427	29.300	186.102	1
49.	2:20'40.881	2'37.597 (4)	42.664	26.011	59.998	28.924	187.292	1
50.	2:23'19.277	2'38.396 (9)	42.502	26.534	1'00.050	29.310	188.094	1
51.	2:25'57.735	2'38.458 (10)	42.908	26.274	1'00.082	29.194	184.926	1
52.	2:28'36.373	2'38.638 (11)	42.877	26.161	1'00.409	29.191	184.151	1
53.	2:31'14.727	2'38.354 (8)	42.756	26.123	1'00.342	29.133	185.316	1
54.	2:33'52.888	2'38.161 (7)	42.591	26.367	59.981	29.222	184.151	1



JP250 4時間耐久  
ロードレース

MFJ承認競技会

**FUN&RUN! 2-Wheels**



JP250 DUNLOP OFFICIAL TYRE SUPPLIER

JP250 鈴鹿4時間耐久ロードレース 決勝レース

2024 / 11 / 24 :



SUZUKA CIRCUIT

個別ラップ表

Weather :Fine

Full Course 2-Wheels(5,821m)

Track :Dry

Lap	Passing Time	Lap Time	Sec1	Sec2	Sec3	Sec4	km/h	Driver No
		2'41.003 (26)	44.572	26.885	1'00.366	29.180	184.538	1
55.	2:36'33.891	2'40.771 (25)	43.629	27.432	59.885	29.825	186.497	1
56.	2:39'14.662	2'40.081 (21)	42.518	26.174	1'01.600	29.789	186.894	1
57.	2:41'54.743	2'51.497 (61)	42.852	26.360	1'00.388	41.897	187.292	1
58.	2:44'46.240	Pit						
		3'28.681 (62)	1'26.396	28.177	1'03.360	30.748	180.000	2
59.	2:48'14.921	2'45.046 (51)	44.744	27.183	1'02.482	30.637	184.151	2
60.	2:50'59.967	2'46.070 (57)	44.880	27.273	1'03.354	30.563	179.265	2
61.	2:53'46.037	2'44.345 (47)	44.465	27.159	1'02.141	30.580	182.620	2
62.	2:56'30.382	2'45.723 (55)	44.750	27.841	1'02.397	30.735	181.488	2
63.	2:59'16.105	2'44.557 (48)	44.701	27.058	1'02.087	30.711	179.632	2
64.	3:02'00.662	2'45.856 (56)	45.072	27.269	1'02.793	30.722	179.632	2
65.	3:04'46.518	2'44.715 (49)	44.285	27.339	1'02.548	30.543	185.316	2
66.	3:07'31.233	2'46.318 (58)	45.105	27.731	1'03.023	30.459	180.741	2
67.	3:10'17.551	2'45.531 (53)	44.739	27.396	1'02.615	30.781	179.632	2
68.	3:13'03.082							



JP250 4時間耐久  
ロードレース

MFJ承認競技会

FUN&RUN! 2-Wheels



JP250 DUNLOP OFFICIAL TYRE SUPPLIER

JP250 鈴鹿4時間耐久ロードレース 決勝レース

2024 / 11 / 24 :

SUZUKA CIRCUIT  
Full Course 2-Wheels(5,821m)

個別ラップ表

Weather :Fine  
Track :Dry

No	51	Best Time	2'36.505	133.897 km/h
Name	林/樋口	Total Time	3:11'34.133	68 Laps
Team	T・モトキッズ&モトクラッシュ!中日本自動車短大シセツ	Average Lap Time	2'48.950	
Type	YAMAHA/YZF-R3	Today's Rank	14 / 18	
		Today's Top Time	2'29.475	140.195 km/h
No	51 (Driver1)	Best Time	2'36.505	133.897 km/h
Name	林 規夫	Total Time	1:41'34.752	36 Laps
Team	T・モトキッズ&モトクラッシュ!中日本自動車短大シセツ	Average Lap Time	2'49.151	
Type	YAMAHA/YZF-R3	Today's Rank	25 / 120	
		Today's Top Time	2'29.475	140.195 km/h
No	51 (Driver2)	Best Time	2'42.848	128.682 km/h
Name	樋口 幸博	Total Time	1:29'59.381	32 Laps
Team	T・モトキッズ&モトクラッシュ!中日本自動車短大シセツ	Average Lap Time	2'46.955	
Type	YAMAHA/YZF-R3	Today's Rank	70 / 120	
		Today's Top Time	2'29.475	140.195 km/h
No	51 (Driver3)	Best Time		km/h
Name	澤井 辰彦	Total Time		Laps
Team	T・モトキッズ&モトクラッシュ!中日本自動車短大シセツ	Average Lap Time		
Type	YAMAHA/YZF-R3	Today's Rank		
		Today's Top Time	2'29.475	140.195 km/h

Lap	Passing Time	Lap Time	Sec1	Sec2	Sec3	Sec4	km/h	Driver No
			55.425	27.643	1'01.047	30.322	192.632	1
1.	2'54.437							
		4'08.165 (66)	52.241	51.350	1'33.901	50.673	73.630	1
2.	7'02.602							
		4'09.338 (67)	1'14.272	42.525	1'27.483	45.058	90.277	1
3.	11'11.940							
		4'07.053 (65)	1'07.510	43.604	1'30.334	45.605	88.104	1
4.	15'18.993							
		3'27.498 (61)	1'11.374	45.682	1'01.151	29.291	190.542	1
5.	18'46.491							
		2'37.438 (11)	42.966	26.063	59.536	28.873	189.719	1
6.	21'23.929							
		2'38.066 (18)	42.808	26.314	59.692	29.252	184.538	1
7.	24'01.995							
		2'38.288 (21)	42.853	26.070	1'00.115	29.250	184.151	1
8.	26'40.283							
		2'38.971 (26)	43.266	26.423	1'00.006	29.276	191.373	1
9.	29'19.254							
		2'39.175 (28)	43.612	26.316	59.986	29.261	189.719	1
10.	31'58.429							
		2'37.386 (10)	42.787	26.035	59.488	29.076	183.766	1
11.	34'35.815							
		2'38.022 (17)	42.866	26.062	59.710	29.384	185.708	1
12.	37'13.837							
		2'37.591 (13)	42.739	26.251	59.556	29.045	191.373	1
13.	39'51.428							
		2'37.256 (5)	42.734	26.319	59.082	29.121	193.055	1
14.	42'28.684							
		2'37.274 (7)	42.627	25.874	59.135	29.638	187.292	1
15.	45'05.958							
		2'43.027 (30)	42.243	25.814	58.784	36.186	184.151	1
16.	47'48.985	Pit						
		3'43.773 (64)	1'43.250	27.405	1'02.411	30.707	181.113	2
17.	51'32.758							
		2'44.531 (41)	44.356	27.808	1'02.253	30.114	182.620	2
18.	54'17.289							
		2'44.826 (45)	44.373	27.061	1'02.704	30.688	180.741	2
19.	57'02.115							
		2'45.067 (50)	44.558	27.319	1'01.813	31.377	181.488	2
20.	59'47.182							





JP250 4時間耐久  
ロードレース

MFJ承認競技会

FUN&RUN! 2-Wheels



JP250 DUNLOP OFFICIAL TYRE SUPPLIER

JP250 鈴鹿4時間耐久ロードレース 決勝レース

2024 / 11 / 24 :



SUZUKA CIRCUIT

個別ラップ表

Weather :Fine

Full Course 2-Wheels(5,821m)

Track :Dry

Lap	Passing Time	Lap Time	Sec1	Sec2	Sec3	Sec4	km/h	Driver No
21.	1:02'32.000	2'44.818 (44)	44.504	27.605	1'02.285	30.424	180.000	2
22.	1:05'17.734	2'45.734 (54)	44.530	28.343	1'02.335	30.526	177.455	2
23.	1:08'02.719	2'44.985 (48)	44.609	27.423	1'02.173	30.780	180.000	2
24.	1:10'45.918	2'43.199 (31)	44.330	27.330	1'01.307	30.232	179.632	2
25.	1:13'30.023	2'44.105 (37)	44.607	27.039	1'01.964	30.495	178.174	2
26.	1:16'15.071	2'45.048 (49)	44.184	27.422	1'02.644	30.798	177.455	2
27.	1:18'59.465	2'44.394 (39)	45.123	26.880	1'02.051	30.340	180.000	2
28.	1:21'43.017	2'43.552 (35)	43.739	26.931	1'01.008	31.874	182.620	2
29.	1:24'26.563	2'43.546 (34)	44.234	27.122	1'01.255	30.935	184.151	2
30.	1:27'11.389	2'44.826 (45)	44.577	27.127	1'01.906	31.216	180.000	2
31.	1:29'54.914	2'43.525 (33)	43.804	27.133	1'01.860	30.728	180.000	2
32.	1:32'39.891	2'44.977 (47)	44.824	27.233	1'02.218	30.702	181.113	2
33.	1:35'35.760	Pit 2'55.869 (60)	44.555	27.118	1'03.298	40.898	176.032	2
34.	1:39'17.227	3'41.467 (62)	1'42.830	26.650	1'02.059	29.928	185.708	1
35.	1:41'55.916	2'38.689 (25)	42.889	26.497	1'00.087	29.216	185.708	1
36.	1:44'34.575	2'38.659 (24)	44.015	26.201	59.427	29.016	186.497	1
37.	1:47'13.090	2'38.515 (23)	43.140	26.454	59.704	29.217	188.094	1
38.	1:49'52.240	2'39.150 (27)	43.179	26.152	1'00.279	29.540	187.692	1
39.	1:52'29.246	2'37.006 (4)	42.427	26.077	59.250	29.252	188.094	1
40.	1:55'06.070	2'36.824 (3)	42.227	26.198	59.162	29.237	184.538	1
41.	1:57'42.704	2'36.634 (2)	42.490	25.939	59.008	29.197	188.903	1
42.	2:00'20.998	2'38.294 (22)	42.637	26.250	1'00.119	29.288	187.292	1
43.	2:02'58.269	2'37.271 (6)	42.691	26.204	59.232	29.144	190.542	1
44.	2:05'36.273	2'38.004 (16)	42.606	26.096	1'00.281	29.021	186.497	1
45.	2:08'14.459	2'38.186 (20)	42.598	26.127	1'00.239	29.222	186.497	1
46.	2:10'52.007	2'37.548 (12)	42.956	26.054	59.378	29.160	186.497	1
47.	2:13'29.353	2'37.346 (9)	43.036	25.947	59.082	29.281	188.903	1
48.	2:16'07.038	2'37.685 (14)	42.517	26.412	59.524	29.232	189.719	1
49.	2:18'45.143	2'38.105 (19)	42.537	26.167	1'00.032	29.369	191.373	1
50.	2:21'21.648	<b>B 2'36.505</b> (1)	42.617	25.833	59.197	28.858	187.692	1
51.	2:23'58.974	2'37.326 (8)	42.531	25.815	59.403	29.577	191.373	1



JP250 4時間耐久  
ロードレース

MFJ承認競技会

**FUN&RUN! 2-Wheels**



JP250 DUNLOP OFFICIAL TYRE SUPPLIER

JP250 鈴鹿4時間耐久ロードレース 決勝レース

2024 / 11 / 24 :



SUZUKA CIRCUIT

個別ラップ表

Weather :Fine

Full Course 2-Wheels(5,821m)

Track :Dry

Lap	Passing Time	Lap Time	Sec1	Sec2	Sec3	Sec4	km/h	Driver No
52.	2:26'36.798	2'37.824 (15)	42.617	26.604	59.818	28.785	187.692	1
53.	2:29'21.527	2'44.729 (42) Pit	43.055	25.931	59.340	36.403	182.620	1
54.	2:33'03.303	3'41.776 (63)	1'40.840	27.871	1'02.137	30.928	181.863	2
55.	2:35'49.330	2'46.027 (55)	45.061	27.403	1'02.711	30.852	177.814	2
56.	2:38'34.141	2'44.811 (43)	44.537	27.437	1'02.047	30.790	179.632	2
57.	2:41'19.534	2'45.393 (53)	44.699	27.330	1'02.380	30.984	179.265	2
58.	2:44'04.717	2'45.183 (51)	44.800	27.419	1'02.387	30.577	180.000	2
59.	2:46'51.151	2'46.434 (58)	45.594	27.601	1'02.430	30.809	184.151	2
60.	2:49'34.606	2'43.455 (32)	44.183	27.081	1'01.743	30.448	181.488	2
61.	2:52'19.844	2'45.238 (52)	44.290	27.335	1'02.257	31.356	182.620	2
62.	2:55'05.979	2'46.135 (56)	44.729	27.996	1'01.586	31.824	181.488	2
63.	2:57'50.209	2'44.230 (38)	44.476	27.252	1'01.902	30.600	181.113	2
64.	3:00'33.995	2'43.786 (36)	44.393	27.300	1'01.692	30.401	181.863	2
65.	3:03'18.525	2'44.530 (40)	44.666	27.354	1'02.016	30.494	180.370	2
66.	3:06'05.037	2'46.512 (59)	44.459	27.547	1'03.217	31.289	180.370	2
67.	3:08'51.285	2'46.248 (57)	45.232	27.461	1'01.794	31.761	184.151	2
68.	3:11'34.133	2'42.848 (29)	44.119	26.893	1'01.449	30.387	183.382	2



JP250 4時間耐久  
ロードレース

MFJ承認競技会

**FUN&RUN! 2-Wheels**



JP250 DUNLOP OFFICIAL TYRE SUPPLIER

JP250 鈴鹿4時間耐久ロードレース 決勝レース

2024 / 11 / 24



SUZUKA CIRCUIT

個別ラップ表

Weather :Fine

Full Course 2-Wheels(5,821m)

Track :Dry

No	59	Best Time	2'40.296	130.731 km/h
Name	落合勝/落合咲	Total Time	3:12'34.542	65 Laps
Team	TEAM ATSU+speedHeart+DFR	Average Lap Time	2'57.561	
Type	Honda/CBR250RR	Today's Rank	17 / 18	
		Today's Top Time	2'29.475	140.195 km/h
No	59 (Driver1)	Best Time	2'40.296	130.731 km/h
Name	落合勝	Total Time	1:44'45.254	36 Laps
Team	TEAM ATSU+speedHeart+DFR	Average Lap Time	2'54.132	
Type	Honda/CBR250RR	Today's Rank	45 / 120	
		Today's Top Time	2'29.475	140.195 km/h
No	59 (Driver2)	Best Time	2'53.639	120.685 km/h
Name	落合咲翔	Total Time	1:27'49.288	29 Laps
Team	TEAM ATSU+speedHeart+DFR	Average Lap Time	2'59.531	
Type	Honda/CBR250RR	Today's Rank	117 / 120	
		Today's Top Time	2'29.475	140.195 km/h
No	59 (Driver3)	Best Time		km/h
Name	中澤 孝之	Total Time		Laps
Team	TEAM ATSU+speedHeart+DFR	Average Lap Time		
Type	Honda/CBR250RR	Today's Rank		
		Today's Top Time	2'29.475	140.195 km/h

Lap	Passing Time	Lap Time	Sec1	Sec2	Sec3	Sec4	km/h	Driver No
			1'00.400	30.810	1'03.096	36.304	171.563	1
1.	3'10.610							
		4'03.865 (62)	47.654	50.864	1'31.047	54.300	53.594	1
2.	7'14.475							
		4'09.965 (64)	1'12.937	42.909	1'27.884	46.235	102.378	1
3.	11'24.440							
		4'05.863 (63)	1'04.349	43.942	1'30.859	46.713	60.164	1
4.	15'30.303							
		3'28.420 (58)	1'09.439	45.177	1'02.651	31.153	180.741	1
5.	18'58.723							
		2'43.967 (22)	44.562	27.446	1'01.701	30.258	186.894	1
6.	21'42.690							
		2'42.571 (18)	44.161	27.084	1'00.830	30.496	183.000	1
7.	24'25.261							
		2'42.403 (17)	43.689	26.628	1'02.003	30.083	181.863	1
8.	27'07.664							
		2'45.158 (24)	43.597	26.519	1'02.028	33.014	183.766	1
9.	29'52.822							
		2'42.290 (15)	43.976	26.529	1'00.889	30.896	182.241	1
10.	32'35.112							
		2'41.829 (8)	43.922	26.649	1'01.171	30.087	180.741	1
11.	35'16.941							
		2'41.853 (11)	43.882	26.349	1'01.281	30.341	179.265	1
12.	37'58.794							
		2'41.850 (10)	43.700	26.714	1'01.350	30.086	180.000	1
13.	40'40.644							
		2'41.977 (12)	43.394	26.506	1'01.276	30.801	179.265	1
14.	43'22.621							
		2'42.620 (19)	43.759	26.612	1'01.810	30.439	178.900	1
15.	46'05.241							
		2'41.707 (7)	43.834	26.681	1'01.127	30.065	181.113	1
16.	48'46.948							
		2'40.566 (3)	44.130	26.190	1'00.300	29.946	185.316	1
17.	51'27.514							
		2'40.532 (2)	43.489	26.363	1'00.783	29.897	182.241	1
18.	54'08.046							
		2'41.993 (13)	43.362	27.050	1'01.674	29.907	182.241	1
19.	56'50.039							
		2'43.043 (21)	43.370	26.241	1'01.891	31.541	177.455	1
20.	59'33.082							



JP250 4時間耐久  
ロードレース

MFJ承認競技会

FUN&RUN! 2-Wheels



JP250 DUNLOP OFFICIAL TYRE SUPPLIER

JP250 鈴鹿4時間耐久ロードレース 決勝レース

2024 / 11 / 24 :



SUZUKA CIRCUIT

個別ラップ表

Weather :Fine

Full Course 2-Wheels(5,821m)

Track :Dry

Lap	Passing Time	Lap Time	Sec1	Sec2	Sec3	Sec4	km/h	Driver No
		2'52.416 (28)	44.231	26.780	1'02.199	39.206	175.680	1
21.	1:02'25.498 Pit	4'02.404 (61)	1'51.869	29.659	1'07.823	33.053	177.814	2
22.	1:06'27.902	2'56.067 (40)	48.165	29.450	1'05.580	32.872	181.113	2
23.	1:09'23.969	2'56.328 (43)	48.108	29.216	1'06.215	32.789	181.488	2
24.	1:12'20.297	2'54.502 (35)	47.889	28.754	1'05.643	32.216	180.370	2
25.	1:15'14.799	2'54.380 (33)	47.751	28.643	1'05.359	32.627	184.926	2
26.	1:18'09.179	2'54.389 (34)	47.239	28.618	1'05.740	32.792	182.241	2
27.	1:21'03.568	2'56.787 (46)	48.607	29.177	1'06.431	32.572	183.382	2
28.	1:24'00.355	2'53.944 (31)	47.409	28.568	1'05.697	32.270	184.926	2
29.	1:26'54.299	2'53.639 (30)	47.425	28.804	1'04.918	32.492	185.316	2
30.	1:29'47.938	2'54.881 (36)	47.235	28.587	1'05.627	33.432	174.980	2
31.	1:32'42.819	2'56.194 (41)	47.587	29.396	1'06.454	32.757	183.382	2
32.	1:35'39.013	2'56.874 (48)	48.682	29.072	1'06.398	32.722	185.708	2
33.	1:38'35.887	2'56.013 (39)	47.630	29.990	1'06.056	32.337	182.241	2
34.	1:41'31.900	2'57.571 (49)	47.879	29.260	1'07.921	32.511	183.382	2
35.	1:44'29.471	2'54.132 (32)	48.026	28.633	1'04.888	32.585	185.316	2
36.	1:47'23.603	3'05.643 (57)	47.921	29.468	1'06.260	41.994	163.271	2
37.	1:50'29.246 Pit	3'43.501 (59)	1'40.636	28.233	1'03.675	30.957	179.632	1
38.	1:54'12.747	2'47.188 (25)	45.362	27.722	1'03.120	30.984	178.174	1
39.	1:56'59.935	2'47.734 (26)	44.791	27.317	1'04.057	31.569	175.329	1
40.	1:59'47.669	2'44.891 (23)	45.186	27.292	1'02.059	30.354	180.741	1
41.	2:02'32.560	2'41.589 (6)	43.703	26.444	1'01.226	30.216	180.741	1
42.	2:05'14.149	2'42.394 (16)	43.630	26.701	1'01.642	30.421	181.488	1
43.	2:07'56.543	2'56.854 (47)	44.246	28.665	1'11.769	32.174	180.000	1
44.	2:10'53.397	2'52.403 (27)	53.589	26.840	1'01.683	30.291	180.741	1
45.	2:13'45.800	<b>B 2'40.296</b> (1)	43.774	26.403	1'00.261	29.858	181.113	1
46.	2:16'26.096	2'41.179 (4)	43.578	26.554	1'00.936	30.111	181.863	1
47.	2:19'07.275	2'41.848 (9)	44.195	26.691	1'00.941	30.021	182.241	1
48.	2:21'49.123	2'41.429 (5)	43.643	26.504	1'00.957	30.325	183.382	1
49.	2:24'30.552	2'42.275 (14)	43.238	26.845	1'01.836	30.356	181.863	1
50.	2:27'12.827	2'42.908 (20)	44.068	27.569	1'00.981	30.290	181.863	1
51.	2:29'55.735							



JP250 4時間耐久  
ロードレース

MFJ承認競技会

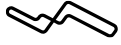
**FUN&RUN! 2-Wheels**



JP250 DUNLOP OFFICIAL TYRE SUPPLIER

JP250 鈴鹿4時間耐久ロードレース 決勝レース

2024 / 11 / 24 :



SUZUKA CIRCUIT

個別ラップ表

Weather :Fine

Full Course 2-Wheels(5,821m)

Track :Dry

Lap	Passing Time	Lap Time	Sec1	Sec2	Sec3	Sec4	km/h	Driver No
		2'53.267 (29)	43.922	27.043	1'01.839	40.463	173.597	1
52.	2:32'49.002 Pit	3'56.518 (60)	1'48.493	28.907	1'06.502	32.616	182.241	2
53.	2:36'45.520	2'55.747 (38)	48.101	29.327	1'05.598	32.721	181.488	2
54.	2:39'41.267	2'56.515 (45)	48.404	29.486	1'06.009	32.616	182.241	2
55.	2:42'37.782	2'56.326 (42)	47.993	29.306	1'05.947	33.080	182.241	2
56.	2:45'34.108	2'54.976 (37)	47.565	29.318	1'05.400	32.693	184.151	2
57.	2:48'29.084	2'56.445 (44)	47.885	29.573	1'05.757	33.230	181.863	2
58.	2:51'25.529	2'59.507 (51)	48.264	29.496	1'07.145	34.602	174.286	2
59.	2:54'25.036	3'02.749 (55)	50.182	30.425	1'08.284	33.858	180.000	2
60.	2:57'27.785	3'02.746 (54)	48.943	30.418	1'09.746	33.639	183.382	2
61.	3:00'30.531	3'03.323 (56)	49.578	30.477	1'08.459	34.809	166.049	2
62.	3:03'33.854	3'01.094 (53)	49.838	30.075	1'07.817	33.364	183.382	2
63.	3:06'34.948	3'00.179 (52)	48.636	30.293	1'07.801	33.449	182.241	2
64.	3:09'35.127	2'59.415 (50)	48.362	29.891	1'07.580	33.582	180.741	2
65.	3:12'34.542							



JP250 4時間耐久  
ロードレース

MFJ承認競技会

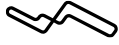
FUN&RUN! 2-Wheels



JP250 DUNLOP OFFICIAL TYRE SUPPLIER

JP250 鈴鹿4時間耐久ロードレース 決勝レース

2024 / 11 / 24



SUZUKA CIRCUIT

個別ラップ表

Weather :Fine

Full Course 2-Wheels(5,821m)

Track :Dry

No	77	Best Time	2'38.158	132.498 km/h
Name	滋野/吉澤	Total Time	3:12'48.377	67 Laps
Team	チームライントドルフィン&ペンタグラムwith 三東工業社	Average Lap Time	2'52.454	
Type	YAMAHA/YZF-R3	Today's Rank	15 / 18	
		Today's Top Time	2'29.475	140.195 km/h
No	77 (Driver1)	Best Time	2'50.199	123.124 km/h
Name	滋野 敬直	Total Time	1:11'02.118	24 Laps
Team	チームライントドルフィン&ペンタグラムwith 三東工業社	Average Lap Time	2'54.844	
Type	YAMAHA/YZF-R3	Today's Rank	107 / 120	
		Today's Top Time	2'29.475	140.195 km/h
No	77 (Driver2)	Best Time	2'38.158	132.498 km/h
Name	吉澤 隆	Total Time	2:01'46.259	43 Laps
Team	チームライントドルフィン&ペンタグラムwith 三東工業社	Average Lap Time	2'49.521	
Type	YAMAHA/YZF-R3	Today's Rank	36 / 120	
		Today's Top Time	2'29.475	140.195 km/h
No	77 (Driver3)	Best Time		km/h
Name	鈴木 正胤	Total Time		Laps
Team	チームライントドルフィン&ペンタグラムwith 三東工業社	Average Lap Time		
Type	YAMAHA/YZF-R3	Today's Rank		
		Today's Top Time	2'29.475	140.195 km/h

Lap	Passing Time	Lap Time	Sec1	Sec2	Sec3	Sec4	km/h	Driver No
			59.973	29.764	1'01.110	35.519	171.898	2
1.	3'06.366							
		4'02.064 (64)	46.463	51.828	1'32.264	51.509	60.705	2
2.	7'08.430							
		4'08.825 (66)	1'14.550	42.671	1'26.046	45.558	97.492	2
3.	11'17.255							
		4'07.115 (65)	1'06.967	43.967	1'30.815	45.366	75.789	2
4.	15'24.370							
		3'27.011 (60)	1'10.691	44.194	1'01.588	30.538	184.926	2
5.	18'51.381							
		2'41.009 (32)	43.551	26.815	1'00.458	30.185	188.498	2
6.	21'32.390							
		2'38.639 (6)	43.243	26.487	59.723	29.186	181.488	2
7.	24'11.029							
		2'38.901 (10)	42.931	26.145	1'00.625	29.200	180.370	2
8.	26'49.930							
		2'39.050 (15)	43.060	26.434	1'00.223	29.333	179.632	2
9.	29'28.980							
		2'39.158 (17)	43.447	26.618	59.837	29.256	181.113	2
10.	32'08.138							
		2'39.910 (26)	43.979	26.315	59.825	29.791	183.000	2
11.	34'48.048							
		2'39.049 (14)	43.506	26.016	1'00.086	29.441	179.265	2
12.	37'27.097							
		2'38.872 (9)	43.206	26.250	59.953	29.463	180.000	2
13.	40'05.969							
		2'38.980 (12)	43.128	26.434	59.600	29.818	183.000	2
14.	42'44.949							
		2'39.551 (20)	43.370	26.565	59.985	29.631	180.000	2
15.	45'24.500							
		<b>B 2'38.158</b> (1)	42.708	26.227	59.993	29.230	183.382	2
16.	48'02.658							
		2'38.980 (12)	42.727	26.208	1'00.260	29.785	179.632	2
17.	50'41.638							
		2'38.179 (2)	42.687	26.090	59.960	29.442	183.382	2
18.	53'19.817							
		2'38.512 (5)	43.225	26.429	59.790	29.068	180.000	2
19.	55'58.329							
		2'39.661 (24)	43.562	26.454	1'00.128	29.517	179.265	2
20.	58'37.990							



JP250 4時間耐久  
ロードレース

MFJ承認競技会

**FUN&RUN! 2-Wheels**



JP250 DUNLOP OFFICIAL TYRE SUPPLIER

JP250 鈴鹿4時間耐久ロードレース 決勝レース

2024 / 11 / 24



SUZUKA CIRCUIT

個別ラップ表

Weather :Fine

Full Course 2-Wheels(5,821m)

Track :Dry

Lap	Passing Time	Lap Time	Sec1	Sec2	Sec3	Sec4	km/h	Driver No
		2'53.708 (54)	43.231	26.011	1'00.651	43.815	176.386	2
21.	1:01'31.698 Pit	4'00.705 (63)	1'53.263	29.717	1'05.294	32.431	180.000	1
22.	1:05'32.403	2'54.231 (55)	47.620	28.509	1'05.569	32.533	178.174	1
23.	1:08'26.634	2'53.647 (53)	47.571	28.996	1'04.895	32.185	178.174	1
24.	1:11'20.281	2'54.829 (56)	47.281	29.086	1'06.300	32.162	176.740	1
25.	1:14'15.110	2'52.007 (49)	46.610	28.434	1'04.867	32.096	180.370	1
26.	1:17'07.117	2'52.879 (51)	46.766	28.517	1'05.332	32.264	178.174	1
27.	1:19'59.996	2'51.898 (48)	46.754	28.488	1'04.729	31.927	178.900	1
28.	1:22'51.894	2'51.126 (45)	46.341	28.756	1'04.420	31.609	179.632	1
29.	1:25'43.020	2'50.439 (37)	45.633	28.323	1'04.743	31.740	178.174	1
30.	1:28'33.459	2'50.937 (43)	46.018	28.496	1'04.916	31.507	179.265	1
31.	1:31'24.396	2'50.875 (42)	46.026	28.280	1'05.371	31.198	180.000	1
32.	1:34'15.271	2'51.292 (46)	46.065	28.267	1'05.345	31.615	177.097	1
33.	1:37'06.563	2'51.052 (44)	46.741	28.568	1'04.248	31.495	179.632	1
34.	1:39'57.615	2'52.086 (50)	46.615	28.683	1'04.615	32.173	177.814	1
35.	1:42'49.701	2'50.199 (36)	46.576	28.225	1'04.093	31.305	179.265	1
36.	1:45'39.900	2'50.838 (41)	46.337	28.270	1'04.422	31.809	178.900	1
37.	1:48'30.738	2'50.439 (37)	46.804	28.472	1'04.147	31.016	179.265	1
38.	1:51'21.177	2'50.486 (39)	46.455	28.284	1'04.485	31.262	178.174	1
39.	1:54'11.663	2'51.356 (47)	46.852	28.105	1'04.501	31.898	179.265	1
40.	1:57'03.019	2'50.646 (40)	46.560	28.232	1'04.173	31.681	181.113	1
41.	1:59'53.665	3'02.527 (59)	46.042	28.667	1'06.827	40.991	168.599	1
42.	2:02'56.192 Pit	3'59.962 (62)	2'02.110	27.115	1'00.454	30.283	182.241	2
43.	2:06'56.154	2'39.111 (16)	43.226	26.263	1'00.169	29.453	176.386	2
44.	2:09'35.265	2'38.956 (11)	43.297	26.293	1'00.175	29.191	179.632	2
45.	2:12'14.221	2'39.206 (18)	43.086	26.589	1'00.451	29.080	183.000	2
46.	2:14'53.427	2'38.328 (4)	43.189	26.134	59.420	29.585	181.488	2
47.	2:17'31.755	2'38.772 (8)	42.821	26.189	1'00.127	29.635	181.113	2
48.	2:20'10.527	2'38.216 (3)	42.873	25.926	1'00.316	29.101	181.488	2
49.	2:22'48.743	2'38.660 (7)	42.951	26.469	59.939	29.301	178.174	2
50.	2:25'27.403	2'39.623 (23)	43.086	26.728	1'00.420	29.389	179.632	2
51.	2:28'07.026							



JP250 4時間耐久  
ロードレース

MFJ承認競技会

**FUN&RUN! 2-Wheels**



JP250 DUNLOP OFFICIAL TYRE SUPPLIER

JP250 鈴鹿4時間耐久ロードレース 決勝レース

2024 / 11 / 24 :



SUZUKA CIRCUIT

個別ラップ表

Weather :Fine

Full Course 2-Wheels(5,821m)

Track :Dry

Lap	Passing Time	Lap Time	Sec1	Sec2	Sec3	Sec4	km/h	Driver No
52.	2:30'48.101	2'41.075 (33)	43.386	27.327	1'00.887	29.475	180.370	2
53.	2:33'28.734	2'40.633 (28)	43.634	26.854	1'00.572	29.573	180.741	2
54.	2:36'09.052	2'40.318 (27)	43.645	26.495	1'00.564	29.614	178.174	2
55.	2:38'48.615	2'39.563 (22)	43.644	26.489	1'00.196	29.234	179.632	2
56.	2:41'28.172	2'39.557 (21)	43.131	26.966	1'00.204	29.256	178.900	2
57.	2:44'07.536	2'39.364 (19)	43.633	26.424	1'00.090	29.217	180.741	2
58.	2:46'48.386	2'40.850 (29)	43.782	27.266	1'00.555	29.247	179.632	2
59.	2:49'28.293	2'39.907 (25)	43.459	26.429	1'00.410	29.609	181.113	2
60.	2:52'09.178	2'40.885 (30)	43.670	26.507	1'00.247	30.461	183.000	2
61.	2:54'50.460	2'41.282 (34)	44.127	26.682	1'00.784	29.689	179.265	2
62.	2:57'31.414	2'40.954 (31)	44.076	26.567	1'00.556	29.755	180.000	2
63.	3:00'15.411	2'43.997 (35)	46.012	27.325	1'00.820	29.840	179.265	2
64.	3:03'10.753	2'55.342 (58)	44.139	27.466	1'01.453	42.284	177.814	2
65.	3:07'00.198	3'49.445 (61)	1'44.239	28.929	1'04.541	31.736	180.370	1
66.	3:09'53.485	2'53.287 (52)	46.776	28.822	1'05.436	32.253	181.488	1
67.	3:12'48.377	2'54.892 (57)	47.477	29.478	1'05.848	32.089	182.620	1





JP250 4時間耐久  
ロードレース

MFJ承認競技会

FUN&RUN! 2-Wheels



JP250 DUNLOP OFFICIAL TYRE SUPPLIER

JP250 鈴鹿4時間耐久ロードレース 決勝レース

2024 / 11 / 24



SUZUKA CIRCUIT

個別ラップ表

Weather :Fine

Full Course 2-Wheels(5,821m)

Track :Dry

No	78	Best Time	2'38.792	131.969 km/h
Name	平城/栗田	Total Time	3:12'06.886	54 Laps
Team	立秋モーターズRC甲子園ファンファクトリー	Average Lap Time	3'33.421	
Type	YAMAHA/YZF-R3	Today's Rank	16 / 18	
		Today's Top Time	2'29.475	140.195 km/h

No	78 (Driver1)	Best Time	2'41.106	130.073 km/h
Name	平城 彰雄	Total Time	42'56.487	14 Laps
Team	立秋モーターズRC甲子園ファンファクトリー	Average Lap Time	3'01.140	
Type	YAMAHA/YZF-R3	Today's Rank	49 / 120	
		Today's Top Time	2'29.475	140.195 km/h

No	78 (Driver2)	Best Time	2'38.792	131.969 km/h
Name	栗田 学	Total Time	2:29'10.399	40 Laps
Team	立秋モーターズRC甲子園ファンファクトリー	Average Lap Time	3'43.970	
Type	YAMAHA/YZF-R3	Today's Rank	40 / 120	
		Today's Top Time	2'29.475	140.195 km/h

Lap	Passing Time	Lap Time	Sec1	Sec2	Sec3	Sec4	km/h	Driver No
			59.139	31.905	1'20.336	44.165	136.186	2
1.	3'35.545	Pit						
2.	8'44.578	5'09.033 (50)	2'10.081	44.384	1'27.507	47.061	105.959	2
3.	13'06.618	4'22.040 (49)	1'15.057	43.058	1'35.635	48.290	86.713	2
4.	17'13.368	4'06.750 (48)	1'13.924	40.310	1'28.524	43.992	99.705	2
5.	19'56.726	2'43.358 (35)	44.895	27.639	1'01.004	29.820	188.498	2
6.	22'36.557	2'39.831 (11)	43.244	26.631	1'00.668	29.288	184.926	2
7.	25'17.304	2'40.747 (18)	43.450	26.603	1'00.890	29.804	182.241	2
8.	27'59.414	2'42.110 (30)	43.419	27.070	1'01.019	30.602	185.708	2
9.	30'42.879	2'43.465 (36)	45.212	27.169	1'01.096	29.988	183.382	2
10.	33'26.831	2'43.952 (39)	44.784	28.414	1'01.058	29.696	182.241	2
11.	36'08.361	2'41.530 (24)	43.438	26.392	1'02.104	29.596	179.265	2
12.	38'49.287	2'40.926 (19)	43.480	26.572	1'01.114	29.760	183.000	2
13.	41'28.897	2'39.610 (7)	43.217	26.625	1'00.806	28.962	186.497	2
14.	44'07.689	<b>B 2'38.792</b> (1)	42.784	26.269	1'00.320	29.419	184.538	2
15.	46'47.546	2'39.857 (12)	43.398	26.344	1'00.607	29.508	181.863	2
16.	49'29.988	2'42.442 (31)	44.129	27.555	1'01.224	29.534	182.620	2
17.	52'12.638	2'42.650 (33)	45.323	26.665	1'00.908	29.754	181.863	2
18.	54'52.920	2'40.282 (15)	42.911	26.350	1'01.515	29.506	185.316	2
19.	57'31.990	2'39.070 (4)	42.963	26.411	1'00.566	29.130	184.151	2
20.	1:00'12.596	2'40.606 (17)	43.169	26.680	1'01.240	29.517	184.926	2
21.	1:02'52.266	2'39.670 (8)	42.977	26.304	1'00.506	29.883	183.382	2
22.	1:05'32.615	2'40.349 (16)	43.692	26.836	1'00.137	29.684	186.497	2
23.	1:08'21.450	2'48.835 (44)	43.879	26.460	1'00.706	37.790	179.632	2
		Pit						



JP250 4時間耐久  
ロードレース

MFJ承認競技会

FUN&RUN! 2-Wheels



JP250 DUNLOP OFFICIAL TYRE SUPPLIER

JP250 鈴鹿4時間耐久ロードレース 決勝レース

2024 / 11 / 24 :



SUZUKA CIRCUIT

個別ラップ表

Weather :Fine

Full Course 2-Wheels(5,821m)

Track :Dry

Lap	Passing Time	Lap Time	Sec1	Sec2	Sec3	Sec4	km/h	Driver No
24.	1:12'03.114	3'41.664 (46)	1'41.715	27.500	1'02.240	30.209	180.741	1
25.	1:14'46.598	2'43.484 (37)	44.898	27.396	1'01.499	29.691	184.538	1
26.	1:17'29.390	2'42.792 (34)	43.845	27.020	1'02.244	29.683	181.113	1
27.	1:20'11.105	2'41.715 (26)	43.864	26.750	1'01.196	29.905	181.113	1
28.	1:22'52.827	2'41.722 (27)	43.868	26.641	1'00.853	30.360	186.102	1
29.	1:25'34.610	2'41.783 (28)	43.954	26.812	1'01.390	29.627	181.488	1
30.	1:28'16.520	2'41.910 (29)	43.554	26.691	1'01.777	29.888	181.488	1
31.	1:30'57.626	2'41.106 (22)	43.659	26.580	1'00.527	30.340	185.316	1
32.	1:36'30.822	5'33.196 (52)	43.446	26.418	3'27.524	55.808	128.609	1
33.	2:11'48.023	Pit 35'17.201 (53)	32'57.370	28.839	1'06.070	44.922	177.455	2
34.	2:17'02.508	Pit 5'14.485 (51)	3'14.826	27.613	1'01.907	30.139	181.488	2
35.	2:19'43.471	2'40.963 (21)	43.929	26.915	1'00.480	29.639	185.316	2
36.	2:22'23.519	2'40.048 (14)	43.122	26.362	1'01.003	29.561	184.538	2
37.	2:25'05.214	2'41.695 (25)	43.620	26.279	1'02.191	29.605	186.102	2
38.	2:27'46.587	2'41.373 (23)	43.415	26.586	1'01.357	30.015	183.766	2
39.	2:30'29.235	2'42.648 (32)	44.762	26.825	1'00.870	30.191	183.766	2
40.	2:33'10.179	2'40.944 (20)	43.268	27.409	1'00.649	29.618	183.766	2
41.	2:35'50.048	2'39.869 (13)	43.431	26.000	1'00.867	29.571	184.538	2
42.	2:38'29.756	2'39.708 (9)	43.132	26.962	1'00.000	29.614	187.292	2
43.	2:41'09.154	2'39.398 (5)	43.557	26.367	1'00.126	29.348	189.310	2
44.	2:43'52.822	2'43.668 (38)	46.798	26.646	1'00.916	29.308	185.316	2
45.	2:46'32.544	2'39.722 (10)	42.857	26.292	1'01.090	29.483	182.620	2
46.	2:49'12.126	2'39.582 (6)	43.483	26.487	1'00.262	29.350	183.766	2
47.	2:51'51.001	2'38.875 (2)	42.785	26.400	1'00.464	29.226	183.382	2
48.	2:54'30.005	2'39.004 (3)	43.130	26.163	1'00.230	29.481	183.000	2
49.	2:57'19.771	Pit 2'49.766 (45)	43.339	26.902	1'01.257	38.268	180.370	2
50.	3:01'02.561	3'42.790 (47)	1'38.305	28.588	1'04.171	31.726	182.241	1
51.	3:03'49.874	2'47.313 (43)	45.448	27.736	1'03.168	30.961	177.814	1
52.	3:06'35.233	2'45.359 (41)	45.047	27.265	1'02.249	30.798	184.151	1
53.	3:09'21.601	2'46.368 (42)	45.206	27.629	1'02.880	30.653	180.741	1
54.	3:12'06.886	2'45.285 (40)	45.082	27.344	1'02.344	30.515	184.538	1



JP250 4時間耐久  
ロードレース

MFJ承認競技会

FUN&RUN! 2-Wheels



JP250 DUNLOP OFFICIAL TYRE SUPPLIER

JP250 鈴鹿4時間耐久ロードレース 決勝レース

2024 / 11 / 24 :



SUZUKA CIRCUIT

個別ラップ表

Weather :Fine

Full Course 2-Wheels(5,821m)

Track :Dry

No	96	Best Time	2'35.570	134.702 km/h
Name	栗原/丹羽	Total Time	3:13'23.727	69 Laps
Team	M-Factory RT @NIWA ENGINEERING	Average Lap Time	2'47.930	
Type	Honda/CBR250RR	Today's Rank	11 / 18	
		Today's Top Time	2'29.475	140.195 km/h

No	96 (Driver1)	Best Time	2'49.047	123.963 km/h
Name	栗原 仁	Total Time	57'53.519	19 Laps
Team	M-Factory RT @NIWA ENGINEERING	Average Lap Time	3'02.724	
Type	Honda/CBR250RR	Today's Rank	102 / 120	
		Today's Top Time	2'29.475	140.195 km/h

No	96 (Driver2)	Best Time	2'35.570	134.702 km/h
Name	丹羽 貴大	Total Time	2:15'30.208	50 Laps
Team	M-Factory RT @NIWA ENGINEERING	Average Lap Time	2'38.729	
Type	Honda/CBR250RR	Today's Rank	18 / 120	
		Today's Top Time	2'29.475	140.195 km/h

Lap	Passing Time	Lap Time	Sec1	Sec2	Sec3	Sec4	km/h	Driver No
			55.802	28.719	1'04.959	34.993	165.736	1
1.	3'04.473							1
2.	7'08.146	4'03.673 (66)	48.022	51.401	1'32.492	51.758	66.395	1
3.	11'21.259	Pit 4'13.113 (67)	1'14.314	42.784	1'25.897	50.118	96.422	1
4.	17'13.720	5'52.461 (68)	2'59.980	40.360	1'28.655	43.466	107.384	2
5.	19'54.713	2'40.993 (47)	44.701	27.165	1'00.322	28.805	183.000	2
6.	22'32.151	2'37.438 (29)	42.927	26.048	59.723	28.740	183.382	2
7.	25'09.411	2'37.260 (25)	42.602	25.743	59.527	29.388	186.102	2
8.	27'46.479	2'37.068 (18)	42.634	26.043	59.772	28.619	184.538	2
9.	30'24.672	2'38.193 (39)	42.760	27.350	59.502	28.581	185.708	2
10.	33'02.616	2'37.944 (38)	44.033	26.116	59.382	28.413	185.316	2
11.	35'41.961	2'39.345 (43)	43.429	26.415	1'00.036	29.465	185.316	2
12.	38'22.094	2'40.133 (44)	45.909	26.187	59.516	28.521	186.102	2
13.	41'00.717	2'38.623 (42)	43.278	26.930	59.816	28.599	185.316	2
14.	43'38.107	2'37.390 (28)	42.899	26.547	59.510	28.434	184.538	2
15.	46'15.225	2'37.118 (20)	43.095	25.641	59.414	28.968	184.538	2
16.	48'51.958	2'36.733 (12)	43.040	25.651	59.309	28.733	184.538	2
17.	51'28.680	2'36.722 (11)	42.727	25.593	59.651	28.751	186.894	2
18.	54'05.260	2'36.580 (9)	42.627	25.798	59.685	28.470	183.766	2
19.	56'42.295	2'37.035 (17)	43.147	25.946	59.445	28.497	183.766	2
20.	59'19.203	2'36.908 (14)	42.700	25.738	59.742	28.728	182.620	2
21.	1:01'56.425	2'37.222 (23)	43.003	25.684	59.976	28.559	187.692	2
22.	1:04'32.802	2'36.377 (5)	42.689	25.626	59.545	28.517	185.708	2
23.	1:07'08.372	<b>B 2'35.570</b> (1)	42.268	25.606	59.074	28.622	184.926	2



JP250 4時間耐久  
ロードレース

MFJ承認競技会

FUN&RUN! 2-Wheels



JP250 DUNLOP OFFICIAL TYRE SUPPLIER

JP250 鈴鹿4時間耐久ロードレース 決勝レース

2024 / 11 / 24 :



SUZUKA CIRCUIT

個別ラップ表

Weather :Fine

Full Course 2-Wheels(5,821m)

Track :Dry

Lap	Passing Time	Lap Time	Sec1	Sec2	Sec3	Sec4	km/h	Driver No
24.	1:09'44.418	2'36.046 (2)	42.776	25.712	59.154	28.404	183.382	2
25.	1:12'20.737	2'36.319 (4)	42.431	25.823	59.105	28.960	186.102	2
26.	1:14'58.566	2'37.829 (37)	43.461	26.613	59.395	28.360	186.102	2
27.	1:17'39.502	2'40.936 (46)	42.494	25.733	59.407	33.302	182.241	2
		Pit						
28.	1:21'27.021	3'47.519 (65)	1'43.149	28.034	1'04.593	31.743	177.097	1
29.	1:24'18.331	2'51.310 (60)	45.751	28.504	1'05.122	31.933	178.174	1
30.	1:27'09.067	2'50.736 (57)	45.832	28.692	1'04.161	32.051	173.941	1
31.	1:29'59.623	2'50.556 (56)	45.804	28.321	1'04.422	32.009	176.740	1
32.	1:32'49.704	2'50.081 (55)	45.907	27.764	1'04.026	32.384	174.980	1
33.	1:35'39.358	2'49.654 (53)	45.504	27.934	1'03.874	32.342	176.740	1
34.	1:38'31.547	2'52.189 (61)	47.097	28.320	1'05.640	31.132	178.900	1
35.	1:41'21.115	2'49.568 (50)	45.852	28.085	1'03.592	32.039	176.740	1
36.	1:44'10.800	2'49.685 (54)	45.704	28.202	1'03.973	31.806	173.597	1
37.	1:47'00.402	2'49.602 (51)	45.634	27.889	1'04.210	31.869	175.329	1
38.	1:49'51.520	2'51.118 (59)	45.739	28.870	1'04.440	32.069	177.814	1
39.	1:52'41.142	2'49.622 (52)	45.945	28.259	1'04.067	31.351	175.329	1
40.	1:55'33.667	2'52.525 (62)	46.115	28.223	1'04.422	33.765	171.563	1
41.	1:58'24.546	2'50.879 (58)	45.361	28.483	1'05.090	31.945	172.235	1
42.	2:01'13.593	2'49.047 (49)	45.404	28.106	1'03.658	31.879	174.286	1
43.	2:04'11.762	2'58.169 (63)	45.613	28.012	1'04.216	40.328	171.898	1
		Pit						
44.	2:07'44.886	3'33.124 (64)	1'37.289	26.381	1'00.717	28.737	183.766	2
45.	2:10'22.532	2'37.646 (35)	42.938	25.788	1'00.176	28.744	183.382	2
46.	2:13'00.807	2'38.275 (40)	43.380	25.629	1'00.630	28.636	183.766	2
47.	2:15'38.144	2'37.337 (27)	43.097	26.122	59.443	28.675	183.766	2
48.	2:18'15.006	2'36.862 (13)	42.780	25.696	59.342	29.044	186.894	2
49.	2:20'55.356	2'40.350 (45)	43.849	26.425	1'01.398	28.678	184.151	2
50.	2:23'32.828	2'37.472 (30)	43.066	25.733	59.544	29.129	184.926	2
51.	2:26'10.358	2'37.530 (32)	43.191	25.784	1'00.069	28.486	183.382	2
52.	2:28'47.995	2'37.637 (34)	43.036	25.773	1'00.062	28.766	185.708	2
53.	2:31'24.483	2'36.488 (7)	42.800	25.602	59.354	28.732	185.316	2
54.	2:34'00.989	2'36.506 (8)	42.884	25.600	59.346	28.676	184.538	2



JP250 4時間耐久  
ロードレース

MFJ承認競技会

**FUN&RUN! 2-Wheels**



JP250 DUNLOP OFFICIAL TYRE SUPPLIER

JP250 鈴鹿4時間耐久ロードレース 決勝レース

2024 / 11 / 24 :



SUZUKA CIRCUIT

個別ラップ表

Weather :Fine

Full Course 2-Wheels(5,821m)

Track :Dry

Lap	Passing Time	Lap Time	Sec1	Sec2	Sec3	Sec4	km/h	Driver No
55.	2:36'38.091	2'37.102 (19)	42.893	25.346	1'00.247	28.616	183.000	2
56.	2:39'15.293	2'37.202 (21)	42.908	25.842	59.914	28.538	186.497	2
57.	2:41'52.209	2'36.916 (15)	42.267	25.975	1'00.176	28.498	185.316	2
58.	2:44'28.685	2'36.476 (6)	42.575	25.358	59.812	28.731	190.542	2
59.	2:47'06.236	2'37.551 (33)	43.581	26.309	59.340	28.321	184.538	2
60.	2:49'42.301	2'36.065 (3)	42.580	25.656	59.121	28.708	185.708	2
61.	2:52'18.888	2'36.587 (10)	42.498	25.565	58.629	29.895	192.632	2
62.	2:55'01.282	2'42.394 (48)	45.179	28.282	1'00.060	28.873	188.094	2
63.	2:57'38.542	2'37.260 (25)	43.208	26.097	59.386	28.569	185.708	2
64.	3:00'15.493	2'36.951 (16)	42.748	25.882	59.495	28.826	185.316	2
65.	3:02'53.264	2'37.771 (36)	42.837	25.866	1'00.414	28.654	182.620	2
66.	3:05'30.749	2'37.485 (31)	42.877	25.778	1'00.094	28.736	183.000	2
67.	3:08'07.966	2'37.217 (22)	42.979	25.955	59.662	28.621	185.708	2
68.	3:10'45.192	2'37.226 (24)	43.227	25.800	59.555	28.644	184.151	2
69.	3:13'23.727	2'38.535 (41)	43.452	26.379	1'00.130	28.574	183.382	2



JP250 4時間耐久  
ロードレース

MFJ承認競技会

FUN&RUN! 2-Wheels



JP250 DUNLOP OFFICIAL TYRE SUPPLIER

JP250 鈴鹿4時間耐久ロードレース 決勝レース

2024 / 11 / 24 :



SUZUKA CIRCUIT

個別ラップ表

Weather :Fine

Full Course 2-Wheels(5,821m)

Track :Dry

No	97	Best Time	2'29.475	140.195 km/h
Name	福田/萩原	Total Time	3:12'02.090	56 Laps
Team	Vesrah Racing TEC.2 & YSS	Average Lap Time	3'26.586	
Type	Honda/CBR250RR	Today's Rank	1 / 18	
		Today's Top Time	2'29.475	140.195 km/h
No	97 (Driver1)	Best Time	2'33.444	136.568 km/h
Name	福田 たかお	Total Time	2:01'10.317	31 Laps
Team	Vesrah Racing TEC.2 & YSS	Average Lap Time	2'38.142	
Type	Honda/CBR250RR	Today's Rank	11 / 120	
		Today's Top Time	2'29.475	140.195 km/h
No	97 (Driver2)	Best Time	2'29.475	140.195 km/h
Name	萩原 幹大	Total Time	1:10'51.773	25 Laps
Team	Vesrah Racing TEC.2 & YSS	Average Lap Time	2'50.497	
Type	Honda/CBR250RR	Today's Rank	1 / 120	
		Today's Top Time	2'29.475	140.195 km/h

Lap	Passing Time	Lap Time	Sec1	Sec2	Sec3	Sec4	km/h	Driver No
			49.632	25.424	57.203	27.585	194.336	2
1.	2'39.844							
2.	6'54.937	4'15.093 (54)	1'02.070	49.749	1'34.084	49.190	87.229	2
3.	11'04.063	4'09.126 (53)	1'16.370	40.111	1'29.264	43.381	103.707	2
4.	15'12.080	4'08.017 (52)	1'08.878	43.927	1'28.978	46.234	104.323	2
5.	18'37.401	3'25.321 (49)	1'11.958	46.080	59.268	28.015	193.907	2
6.	21'09.139	2'31.738 (5)	41.821	24.891	57.321	27.705	190.542	2
7.	23'39.390	2'30.251 (3)	41.300	24.721	56.771	27.459	188.903	2
8.	26'08.917	2'29.527 (2)	40.872	24.492	56.674	27.489	188.903	2
9.	28'38.392	<b>B 2'29.475</b> (1)	40.832	24.604	56.672	27.367	191.373	2
10.	1:10'44.426	42'06.034 (55)	41.278	27.741	1'01.795	29.846	184.926	1
11.	1:13'22.032	2'37.606 (43)	43.212	25.779	59.364	29.251	188.903	1
12.	1:15'58.240	2'36.208 (38)	42.199	25.431	59.577	29.001	190.542	1
13.	1:18'34.686	2'36.446 (40)	42.957	26.190	58.517	28.782	192.632	1
14.	1:21'09.072	2'34.386 (17)	41.645	25.217	58.722	28.802	188.094	1
15.	1:23'44.937	2'35.865 (36)	42.645	25.221	59.461	28.538	188.498	1
16.	1:26'19.743	2'34.806 (20)	42.169	25.180	58.723	28.734	188.094	1
17.	1:28'54.420	2'34.677 (19)	42.226	25.328	58.516	28.607	189.310	1
18.	1:31'29.994	2'35.574 (30)	41.902	25.096	59.597	28.979	187.292	1
19.	1:34'11.344	2'41.350 (46)	42.547	26.231	1'03.477	29.095	183.000	1
20.	1:36'46.940	2'35.596 (32)	42.143	25.425	59.107	28.921	188.498	1
21.	1:39'22.542	2'35.602 (33)	42.142	25.228	59.280	28.952	190.130	1
22.	1:41'57.618	2'35.076 (22)	41.686	25.828	58.524	29.038	189.719	1
23.	1:44'32.730	2'35.112 (23)	42.535	25.545	58.355	28.677	187.292	1



JP250 4時間耐久  
ロードレース

MFJ承認競技会

FUN&RUN! 2-Wheels



JP250 DUNLOP OFFICIAL TYRE SUPPLIER

JP250 鈴鹿4時間耐久ロードレース 決勝レース

2024 / 11 / 24 :



SUZUKA CIRCUIT

個別ラップ表

Weather :Fine

Full Course 2-Wheels(5,821m)

Track :Dry

Lap	Passing Time	Lap Time	Sec1	Sec2	Sec3	Sec4	km/h	Driver No
24.	1:47'09.177	2'36.447 (41)	42.740	24.983	59.080	29.644	192.632	1
25.	1:49'47.193	2'38.016 (44)	42.605	26.207	59.686	29.518	190.130	1
26.	1:52'21.750	2'34.557 (18)	41.863	25.168	58.450	29.076	189.719	1
27.	1:54'55.194	2'33.444 (12)	41.914	24.959	58.300	28.271	188.094	1
28.	1:57'36.737	2'41.543 (47)	42.454	25.093	58.064	35.932	190.957	1
29.	2:01'11.991	3'35.254 (50)	1'41.363	25.979	58.760	29.152	193.907	2
30.	2:03'51.926	2'39.935 (45)	42.365	25.605	59.825	32.140	174.980	2
31.	2:06'27.119	2'35.193 (25)	43.547	25.674	57.728	28.244	191.790	2
32.	2:08'59.853	2'32.734 (7)	42.047	25.059	57.731	27.897	190.957	2
33.	2:11'32.886	2'33.033 (11)	41.894	25.081	57.416	28.642	191.790	2
34.	2:14'05.391	2'32.505 (6)	42.420	24.967	57.212	27.906	193.480	2
35.	2:16'38.195	2'32.804 (8)	41.779	25.404	57.748	27.873	190.957	2
36.	2:19'09.491	2'31.296 (4)	41.538	24.884	57.086	27.788	192.210	2
37.	2:21'43.832	2'34.341 (16)	42.285	25.487	58.072	28.497	192.210	2
38.	2:24'17.557	2'33.725 (14)	42.235	25.001	58.542	27.947	191.373	2
39.	2:26'50.513	2'32.956 (10)	42.167	25.189	57.596	28.004	188.903	2
40.	2:29'26.190	2'35.677 (34)	41.903	25.083	59.752	28.939	191.790	2
41.	2:32'00.057	2'33.867 (15)	41.991	25.180	58.092	28.604	193.907	2
42.	2:34'33.587	2'33.530 (13)	42.048	25.185	58.232	28.065	191.790	2
43.	2:37'06.539	2'32.952 (9)	41.868	24.903	57.815	28.366	193.907	2
44.	2:39'50.118	2'43.579 (48)	41.891	25.376	58.401	37.911	188.903	2
45.	2:43'29.698	3'39.580 (51)	1'45.623	25.928	59.098	28.931	186.497	1
46.	2:46'05.015	2'35.317 (28)	42.593	25.395	58.973	28.356	188.094	1
47.	2:48'39.995	2'34.980 (21)	42.137	25.322	59.197	28.324	186.894	1
48.	2:51'15.776	2'35.781 (35)	42.841	25.325	59.174	28.441	187.692	1
49.	2:53'51.360	2'35.584 (31)	41.985	25.643	59.341	28.615	188.094	1
50.	2:56'26.581	2'35.221 (26)	42.180	25.194	58.964	28.883	190.130	1
51.	2:59'02.589	2'36.008 (37)	42.540	25.770	58.716	28.982	189.719	1
52.	3:01'37.840	2'35.251 (27)	42.242	25.227	58.966	28.816	188.903	1
53.	3:04'13.017	2'35.177 (24)	42.249	25.443	58.812	28.673	187.692	1
54.	3:06'50.250	2'37.233 (42)	42.429	26.244	59.747	28.813	187.292	1



JP250 4時間耐久  
ロードレース

MFJ承認競技会

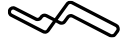
**FUN&RUN! 2-Wheels**



JP250 DUNLOP OFFICIAL TYRE SUPPLIER

JP250 鈴鹿4時間耐久ロードレース 決勝レース

2024 / 11 / 24 :



SUZUKA CIRCUIT

個別ラップ表

Weather :Fine

Full Course 2-Wheels(5,821m)

Track :Dry

Lap	Passing Time	Lap Time	Sec1	Sec2	Sec3	Sec4	km/h	Driver No
55.	3:09'25.768	2'35.518 (29)	41.874	25.331	59.515	28.798	188.094	1
56.	3:12'02.090	2'36.322 (39)	41.947	26.231	58.836	29.308	192.632	1





JP250 4時間耐久  
ロードレース

MFJ承認競技会

**FUN&RUN! 2-Wheels**



JP250 DUNLOP OFFICIAL TYRE SUPPLIER

JP250 鈴鹿4時間耐久ロードレース 決勝レース

2024 / 11 / 24 :



SUZUKA CIRCUIT

個別ラップ表

Weather :Fine

Full Course 2-Wheels(5,821m)

Track :Dry

No	99	Best Time	2'33.153	136.828 km/h
Name	橋本/松下	Total Time	3:11'17.101	70 Laps
Team	TEAM TEC2 & HANTECH & YSS	Average Lap Time	2'43.834	
Type	Honda/CBR250RR	Today's Rank	8 / 18	
		Today's Top Time	2'29.475	140.195 km/h
No	99 (Driver1)	Best Time	2'38.177	132.482 km/h
Name	橋本 範行	Total Time	43'45.495	14 Laps
Team	TEAM TEC2 & HANTECH & YSS	Average Lap Time	3'08.690	
Type	Honda/CBR250RR	Today's Rank	37 / 120	
		Today's Top Time	2'29.475	140.195 km/h
No	99 (Driver2)	Best Time	2'33.153	136.828 km/h
Name	松下 隆起	Total Time	2:27'31.606	56 Laps
Team	TEAM TEC2 & HANTECH & YSS	Average Lap Time	2'37.137	
Type	Honda/CBR250RR	Today's Rank	9 / 120	
		Today's Top Time	2'29.475	140.195 km/h

Lap	Passing Time	Lap Time	Sec1	Sec2	Sec3	Sec4	km/h	Driver No
			52.477	29.064	1'01.437	29.546	187.292	1
1.	2'52.524							
2.	7'00.933	4'08.409 (68)	52.829	51.491	1'33.723	50.366	77.324	1
3.	11'09.373	4'08.440 (69)	1'14.503	41.114	1'29.161	43.662	94.553	1
4.	15'17.447	4'08.074 (67)	1'08.502	43.491	1'30.156	45.925	91.405	1
5.	18'43.725	3'26.278 (64)	1'11.318	45.420	1'00.457	29.083	189.719	1
6.	21'23.194	2'39.469 (55)	43.164	26.501	1'00.589	29.215	187.692	1
7.	24'12.409	2'49.215 (61)	43.465	27.850	1'00.968	36.932	185.708	1
		Pit						
8.	27'41.469	3'29.060 (66)	1'33.482	26.906	1'00.005	28.667	192.210	2
9.	30'17.014	2'35.545 (27)	42.363	25.637	59.083	28.462	187.692	2
10.	32'55.279	2'38.265 (51)	43.056	26.091	59.958	29.160	190.542	2
11.	35'32.125	2'36.846 (44)	42.025	25.870	59.544	29.407	183.766	2
12.	38'05.947	2'33.822 (6)	41.749	25.186	58.569	28.318	188.903	2
13.	40'40.727	2'34.780 (17)	42.343	25.460	58.620	28.357	189.310	2
14.	43'16.847	2'36.120 (39)	42.019	25.256	1'00.365	28.480	186.894	2
15.	45'51.141	2'34.294 (10)	41.887	25.113	58.930	28.364	187.292	2
16.	48'24.845	2'33.704 (5)	41.418	24.932	58.350	29.004	190.542	2
17.	51'00.358	2'35.513 (25)	41.332	25.596	59.969	28.616	189.719	2
18.	53'34.571	2'34.213 (9)	41.502	25.248	59.024	28.439	188.498	2
19.	56'09.309	2'34.738 (16)	41.844	25.162	58.933	28.799	190.130	2
20.	58'44.447	2'35.138 (21)	41.855	25.655	59.166	28.462	188.094	2
21.	1:01'19.970	2'35.523 (26)	41.504	25.191	59.819	29.009	188.498	2
22.	1:03'55.129	2'35.159 (22)	41.743	25.286	59.469	28.661	191.790	2
23.	1:06'31.032	2'35.903 (35)	42.470	25.820	59.012	28.601	190.130	2



JP250 4時間耐久  
ロードレース

MFJ承認競技会

FUN&RUN! 2-Wheels



JP250 DUNLOP OFFICIAL TYRE SUPPLIER

JP250 鈴鹿4時間耐久ロードレース 決勝レース

2024 / 11 / 24



SUZUKA CIRCUIT

個別ラップ表

Weather :Fine

Full Course 2-Wheels(5,821m)

Track :Dry

Lap	Passing Time	Lap Time	Sec1	Sec2	Sec3	Sec4	km/h	Driver No
24.	1:09'06.133	2'35.101 (20)	42.222	25.576	58.428	28.875	192.210	2
25.	1:11'40.215	2'34.082 (7)	42.315	25.125	58.095	28.547	189.310	2
26.	1:14'15.888	2'35.673 (28)	41.449	26.578	58.472	29.174	188.498	2
27.	1:16'51.766	2'35.878 (34)	42.959	25.737	58.658	28.524	187.292	2
28.	1:19'25.942	2'34.176 (8)	41.704	25.210	58.833	28.429	187.292	2
29.	1:22'00.484	2'34.542 (13)	41.443	25.563	59.282	28.254	188.094	2
30.	1:24'34.093	2'33.609 (4)	41.633	24.983	58.820	28.173	189.719	2
31.	1:27'09.511	2'35.418 (24)	41.691	26.112	59.224	28.391	193.907	2
32.	1:29'43.929	2'34.418 (11)	41.409	25.204	59.074	28.731	188.903	2
33.	1:32'20.950	2'37.021 (45)	43.161	26.737	58.690	28.433	190.957	2
34.	1:34'57.617	2'36.667 (43)	41.730	25.578	59.352	30.007	190.542	2
35.	1:37'35.226	2'37.609 (48)	43.307	25.858	59.818	28.626	192.210	2
36.	1:40'18.042	Pit 2'42.816 (59)	42.111	25.739	1'00.249	34.717	186.894	2
37.	1:43'22.879	3'04.837 (62)	1'11.152	26.302	58.962	28.421	188.903	2
38.	1:46'03.083	Pit 2'40.204 (56)	41.909	25.327	58.655	34.313	186.497	2
39.	1:49'30.494	3'27.411 (65)	1'31.057	26.703	1'00.218	29.433	186.894	1
40.	1:52'11.084	2'40.590 (57)	42.918	26.948	1'00.938	29.786	184.538	1
41.	1:54'49.437	2'38.353 (53)	43.124	26.643	59.794	28.792	188.094	1
42.	1:57'28.515	2'39.078 (54)	42.801	26.088	1'00.256	29.933	188.498	1
43.	2:00'06.692	2'38.177 (50)	42.893	26.337	1'00.143	28.804	189.719	1
44.	2:02'48.471	2'41.779 (58)	43.195	26.382	1'02.854	29.348	186.497	1
45.	2:05'36.169	Pit 2'47.698 (60)	42.525	26.640	1'01.527	37.006	175.680	1
46.	2:09'01.015	3'24.846 (63)	1'30.311	26.356	59.809	28.370	190.130	2
47.	2:11'35.704	2'34.689 (15)	42.023	25.397	58.772	28.497	188.903	2
48.	2:14'11.431	2'35.727 (30)	42.309	25.439	59.423	28.556	187.692	2
49.	2:16'47.183	2'35.752 (31)	42.067	25.544	59.596	28.545	190.542	2
50.	2:19'20.336	<b>B 2'33.153</b> (1)	41.478	25.025	58.217	28.433	191.373	2
51.	2:21'53.641	2'33.305 (2)	41.450	25.040	58.593	28.222	189.719	2
52.	2:24'29.726	2'36.085 (38)	42.660	26.178	58.622	28.625	189.719	2
53.	2:27'05.514	2'35.788 (32)	42.677	25.396	59.084	28.631	186.894	2
54.	2:29'43.020	2'37.506 (47)	41.945	25.607	58.904	31.050	170.895	2



JP250 4時間耐久  
ロードレース

MFJ承認競技会

**FUN&RUN! 2-Wheels**



JP250 DUNLOP OFFICIAL TYRE SUPPLIER

JP250 鈴鹿4時間耐久ロードレース 決勝レース

2024 / 11 / 24 :



SUZUKA CIRCUIT

個別ラップ表

Weather :Fine

Full Course 2-Wheels(5,821m)

Track :Dry

Lap	Passing Time	Lap Time	Sec1	Sec2	Sec3	Sec4	km/h	Driver No
55.	2:32'18.010	2'34.990 (18)	41.810	25.289	58.504	29.387	191.373	2
56.	2:34'53.104	2'35.094 (19)	42.434	25.816	58.198	28.646	190.542	2
57.	2:37'27.771	2'34.667 (14)	41.957	25.110	59.023	28.577	188.498	2
58.	2:40'03.716	2'35.945 (36)	42.200	25.820	59.378	28.547	185.708	2
59.	2:42'39.902	2'36.186 (40)	41.850	25.489	59.944	28.903	186.102	2
60.	2:45'16.205	2'36.303 (42)	42.427	26.289	58.767	28.820	187.692	2
61.	2:47'52.014	2'35.809 (33)	42.095	25.486	58.852	29.376	187.692	2
62.	2:50'28.051	2'36.037 (37)	41.890	25.792	58.945	29.410	188.903	2
63.	2:53'06.204	2'38.153 (49)	42.776	26.240	1'00.572	28.565	190.130	2
64.	2:55'41.509	2'35.305 (23)	42.061	25.498	59.205	28.541	187.692	2
65.	2:58'19.824	2'38.315 (52)	44.269	26.025	59.154	28.867	189.310	2
66.	3:00'57.329	2'37.505 (46)	41.844	25.851	1'01.044	28.766	186.102	2
67.	3:03'33.536	2'36.207 (41)	42.388	25.402	58.930	29.487	188.903	2
68.	3:06'07.982	2'34.446 (12)	41.652	25.219	59.256	28.319	192.632	2
69.	3:08'43.681	2'35.699 (29)	42.482	26.066	58.817	28.334	192.632	2
70.	3:11'17.101	2'33.420 (3)	41.662	25.458	58.083	28.217	192.632	2



JP250 4時間耐久  
ロードレース

MFJ承認競技会

**FUN&RUN! 2-Wheels**



JP250 DUNLOP OFFICIAL TYRE SUPPLIER

JP250 鈴鹿4時間耐久ロードレース 決勝レース

2024 / 11 / 24



SUZUKA CIRCUIT

個別ラップ表

Weather :Fine

Full Course 2-Wheels(5,821m)

Track :Dry

No	2	Best Time	2'39.392	131.472 km/h
Name	林/伊東	Total Time	3:11'29.213	66 Laps
Team	チームゆめ77IEC	Average Lap Time	2'53.863	
Type	Honda/CBR250RR	Today's Rank	13 / 45	
		Today's Top Time	2'32.807	137.138 km/h

No	2 (Driver1)	Best Time	2'39.392	131.472 km/h
Name	林 夢乃	Total Time	1:31'45.793	33 Laps
Team	チームゆめ77IEC	Average Lap Time	2'44.338	
Type	Honda/CBR250RR	Today's Rank	43 / 120	
		Today's Top Time	2'29.475	140.195 km/h

No	2 (Driver2)	Best Time	2'46.919	125.544 km/h
Name	伊東 廣幸	Total Time	1:39'43.420	33 Laps
Team	チームゆめ77IEC	Average Lap Time	3'01.103	
Type	Honda/CBR250RR	Today's Rank	93 / 120	
		Today's Top Time	2'29.475	140.195 km/h

Lap	Passing Time	Lap Time	Sec1	Sec2	Sec3	Sec4	km/h	Driver No
			57.881	30.053	1'04.045	36.129	160.879	2
1.	3'08.108							2
2.	7'10.830	4'02.722 (61)	47.412	51.459	1'31.390	52.461	53.692	2
3.	11'20.660	4'09.830 (64)	1'14.040	42.298	1'26.656	46.836	122.000	2
4.	15'26.466	4'05.806 (62)	1'05.263	44.034	1'31.089	45.420	71.415	2
5.	18'59.870	3'33.404 (59)	1'10.536	44.731	1'05.456	32.681	178.537	2
6.	21'49.028	2'49.158 (46)	45.558	27.972	1'03.794	31.834	181.488	2
7.	24'37.717	2'48.689 (40)	45.275	28.140	1'03.389	31.885	180.370	2
8.	27'26.401	2'48.684 (39)	44.900	27.816	1'03.044	32.924	180.370	2
9.	30'13.418	2'47.017 (32)	44.872	28.205	1'02.649	31.291	183.000	2
10.	33'00.925	2'47.507 (35)	45.685	28.090	1'02.555	31.177	184.926	2
11.	35'47.990	2'47.065 (33)	44.950	27.487	1'02.526	32.102	179.265	2
12.	38'36.868	2'48.878 (44)	45.552	27.864	1'04.201	31.261	186.497	2
13.	41'24.954	2'48.086 (36)	45.123	28.247	1'03.436	31.280	182.241	2
14.	44'11.873	2'46.919 (31)	45.090	27.845	1'02.966	31.018	180.741	2
15.	47'01.570	2'49.697 (50)	45.272	27.961	1'04.710	31.754	178.537	2
16.	49'49.758	2'48.188 (37)	45.456	28.239	1'03.111	31.382	184.926	2
17.	52'51.249	Pit 3'01.491 (57)	45.627	28.065	1'03.095	44.704	178.174	2
18.	56'58.204	4'06.955 (63)	2'08.962	27.177	1'01.343	29.473	186.497	1
19.	59'41.285	2'43.081 (27)	44.799	26.828	1'01.022	30.432	184.151	1
20.	1:02'23.637	2'42.352 (24)	44.730	26.683	1'00.735	30.204	184.926	1
21.	1:05'03.279	2'39.642 (2)	43.412	26.221	59.879	30.130	191.373	1
22.	1:07'42.671	<b>B 2'39.392</b> (1)	43.070	26.478	1'00.714	29.130	183.382	1
23.	1:10'24.058	2'41.387 (16)	43.126	26.538	1'00.716	31.007	183.382	1



JP250 4時間耐久  
ロードレース

MFJ承認競技会

**FUN&RUN! 2-Wheels**



JP250 DUNLOP OFFICIAL TYRE SUPPLIER

JP250 鈴鹿4時間耐久ロードレース 決勝レース

2024 / 11 / 24 :

 SUZUKA CIRCUIT  
Full Course 2-Wheels(5,821m)

個別ラップ表

Weather :Fine  
Track :Dry

Lap	Passing Time	Lap Time	Sec1	Sec2	Sec3	Sec4	km/h	Driver No
24.	1:13'06.123	2'42.065 (20)	44.095	26.666	1'01.196	30.108	183.766	1
25.	1:15'49.821	2'43.698 (29)	45.468	26.430	1'01.669	30.131	183.382	1
26.	1:18'32.000	2'42.179 (22)	43.665	27.438	1'01.024	30.052	183.766	1
27.	1:21'12.624	2'40.624 (5)	43.795	26.413	1'00.472	29.944	183.766	1
28.	1:23'54.004	2'41.380 (15)	43.349	26.181	1'01.767	30.083	184.538	1
29.	1:26'35.164	2'41.160 (12)	43.466	26.332	1'01.401	29.961	187.692	1
30.	1:29'15.981	2'40.817 (8)	43.371	26.535	1'00.271	30.640	187.692	1
31.	1:31'56.307	2'40.326 (3)	43.248	26.206	1'00.809	30.063	185.316	1
32.	1:34'37.195	2'40.888 (9)	43.603	26.662	1'01.000	29.623	184.926	1
33.	1:37'20.057	2'42.862 (26)	43.570	26.576	1'02.697	30.019	182.620	1
34.	1:40'02.085	2'42.028 (19)	43.989	26.566	1'01.534	29.939	184.926	1
35.	1:42'51.604	Pit 2'49.519 (49)	43.564	26.726	1'00.981	38.248	180.741	1
36.	1:47'06.490	4'14.886 (65)	2'10.171	28.210	1'04.255	32.250	177.455	2
37.	1:49'56.008	2'49.518 (48)	46.163	27.924	1'03.698	31.733	180.000	2
38.	1:52'44.867	2'48.859 (43)	45.490	28.410	1'03.445	31.514	183.766	2
39.	1:55'35.651	2'50.784 (55)	46.814	28.535	1'03.655	31.780	179.265	2
40.	1:58'26.158	2'50.507 (54)	45.490	28.150	1'03.934	32.933	179.632	2
41.	2:01'14.800	2'48.642 (38)	45.414	28.494	1'03.093	31.641	184.151	2
42.	2:04'04.244	2'49.444 (47)	45.007	27.910	1'04.455	32.072	163.271	2
43.	2:06'56.829	2'52.585 (56)	45.984	29.141	1'05.185	32.275	169.903	2
44.	2:09'46.558	2'49.729 (52)	46.256	28.543	1'03.263	31.667	176.386	2
45.	2:12'35.260	2'48.702 (41)	45.287	28.418	1'03.129	31.868	176.386	2
46.	2:15'24.015	2'48.755 (42)	45.437	27.945	1'02.960	32.413	176.740	2
47.	2:18'14.104	2'50.089 (53)	45.817	28.291	1'03.690	32.291	174.632	2
48.	2:21'01.395	2'47.291 (34)	45.319	27.296	1'03.018	31.658	181.113	2
49.	2:23'50.290	2'48.895 (45)	45.715	28.142	1'03.181	31.857	181.113	2
50.	2:26'39.999	2'49.709 (51)	45.559	28.598	1'03.922	31.630	181.113	2
51.	2:29'43.775	Pit 3'03.776 (58)	45.927	29.284	1'03.993	44.572	155.745	2
52.	2:33'44.938	4'01.163 (60)	2'02.662	26.966	1'01.010	30.525	183.766	1
53.	2:36'26.957	2'42.019 (18)	44.050	27.411	1'00.715	29.843	183.766	1
54.	2:39'07.970	2'41.013 (11)	43.776	26.711	1'00.800	29.726	183.382	1



JP250 4時間耐久  
ロードレース

MFJ承認競技会

**FUN&RUN! 2-Wheels**



JP250 DUNLOP OFFICIAL TYRE SUPPLIER

JP250 鈴鹿4時間耐久ロードレース 決勝レース

2024 / 11 / 24 :



SUZUKA CIRCUIT

個別ラップ表

Weather :Fine

Full Course 2-Wheels(5,821m)

Track :Dry

Lap	Passing Time	Lap Time	Sec1	Sec2	Sec3	Sec4	km/h	Driver No
		2'40.682 (6)	43.503	26.451	1'01.004	29.724	181.863	1
55.	2:41'48.652	2'40.561 (4)	43.571	26.282	1'00.638	30.070	184.926	1
56.	2:44'29.213	2'41.235 (13)	43.619	26.673	1'01.036	29.907	184.151	1
57.	2:47'10.448	2'41.241 (14)	43.684	26.580	1'00.914	30.063	183.000	1
58.	2:49'51.689	2'43.184 (28)	45.070	26.661	1'01.425	30.028	182.241	1
59.	2:52'34.873	2'42.091 (21)	43.925	26.754	1'01.307	30.105	182.620	1
60.	2:55'16.964	2'41.837 (17)	44.167	26.859	1'00.849	29.962	185.708	1
61.	2:57'58.801	2'40.816 (7)	43.480	26.522	1'00.851	29.963	184.926	1
62.	3:00'39.617	2'42.302 (23)	43.956	27.024	1'01.158	30.164	183.382	1
63.	3:03'21.919	2'42.428 (25)	43.761	26.705	1'01.452	30.510	182.241	1
64.	3:06'04.347	2'43.943 (30)	45.476	27.289	1'01.255	29.923	183.766	1
65.	3:08'48.290	2'40.923 (10)	43.529	26.766	1'01.021	29.607	188.498	1
66.	3:11'29.213							



JP250 4時間耐久  
ロードレース

MFJ承認競技会

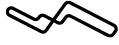
**FUN&RUN! 2-Wheels**



JP250 DUNLOP OFFICIAL TYRE SUPPLIER

JP250 鈴鹿4時間耐久ロードレース 決勝レース

2024 / 11 / 24 :



SUZUKA CIRCUIT

個別ラップ表

Weather :Fine

Full Course 2-Wheels(5,821m)

Track :Dry

No	3	Best Time	2'42.152	129.234 km/h
Name	丸山/手塚	Total Time	3:12'03.300	66 Laps
Team	ファイヤーガレージ	Average Lap Time	2'54.355	
Type	Honda/CBR250RR	Today's Rank	22 / 45	
		Today's Top Time	2'32.807	137.138 km/h
No	3 (Driver1)	Best Time	2'42.225	129.176 km/h
Name	丸山 浩康	Total Time	1:20'28.594	28 Laps
Team	ファイヤーガレージ	Average Lap Time	2'48.349	
Type	Honda/CBR250RR	Today's Rank	64 / 120	
		Today's Top Time	2'29.475	140.195 km/h
No	3 (Driver2)	Best Time	2'42.152	129.234 km/h
Name	手塚 崇仁	Total Time	1:51'34.706	38 Laps
Team	ファイヤーガレージ	Average Lap Time	2'55.798	
Type	Honda/CBR250RR	Today's Rank	63 / 120	
		Today's Top Time	2'29.475	140.195 km/h

Lap	Passing Time	Lap Time	Sec1	Sec2	Sec3	Sec4	km/h	Driver No
			1'00.278	30.636	1'03.032	36.232	171.228	2
1.	3'10.178							2
2.	7'13.146	4'02.968 (61)	47.285	51.013	1'31.295	53.375	55.315	2
3.	11'23.166	4'10.020 (64)	1'13.709	42.610	1'27.601	46.100	110.213	2
4.	15'29.268	4'06.102 (63)	1'04.722	44.260	1'30.721	46.399	59.593	2
5.	18'59.638	3'30.370 (59)	1'09.649	45.013	1'03.354	32.354	179.265	2
6.	21'44.063	2'44.425 (16)	44.477	27.301	1'02.247	30.400	184.151	2
7.	24'31.352	2'47.289 (48)	45.139	27.676	1'03.239	31.235	181.113	2
8.	27'16.725	2'45.373 (31)	45.369	27.109	1'02.140	30.755	184.151	2
9.	30'03.645	2'46.920 (47)	45.530	27.948	1'02.745	30.697	182.620	2
10.	32'49.091	2'45.446 (33)	45.922	27.117	1'01.811	30.596	181.488	2
11.	35'33.636	2'44.545 (18)	44.849	26.847	1'02.181	30.668	181.488	2
12.	38'19.432	2'45.796 (36)	44.989	27.177	1'02.477	31.153	183.000	2
13.	41'04.206	2'44.774 (19)	45.255	27.445	1'02.045	30.029	184.151	2
14.	43'50.533	2'46.327 (41)	45.235	28.267	1'02.181	30.644	182.620	2
15.	46'36.882	2'46.349 (43)	45.236	27.838	1'02.897	30.378	180.370	2
16.	49'23.209	2'46.327 (41)	44.888	28.970	1'02.079	30.390	181.863	2
17.	52'08.982	2'45.773 (35)	45.746	27.089	1'02.149	30.789	180.370	2
18.	54'54.095	2'45.113 (27)	45.092	27.113	1'02.252	30.656	181.113	2
19.	57'39.228	2'45.133 (28)	44.852	27.024	1'02.066	31.191	186.497	2
20.	1:00'27.534	2'48.306 (52)	45.756	28.445	1'02.734	31.371	184.538	2
21.	1:03'12.000	2'44.466 (17)	45.801	27.066	1'01.614	29.985	182.620	2
22.	1:05'56.312	2'44.312 (14)	44.598	26.797	1'02.850	30.067	182.620	2
23.	1:08'41.270	2'44.958 (22)	45.211	27.654	1'01.405	30.688	179.632	2



JP250 4時間耐久  
ロードレース

MFJ承認競技会

**FUN&RUN! 2-Wheels**



JP250 DUNLOP OFFICIAL TYRE SUPPLIER

JP250 鈴鹿4時間耐久ロードレース 決勝レース

2024 / 11 / 24 :



SUZUKA CIRCUIT

個別ラップ表

Weather :Fine

Full Course 2-Wheels(5,821m)

Track :Dry

Lap	Passing Time	Lap Time	Sec1	Sec2	Sec3	Sec4	km/h	Driver No
		2'52.413 (56)	45.317	27.085	1'01.810	38.201	178.900	2
24.	1:11'33.683 Pit	4'43.146 (65)	2'38.913	28.728	1'03.825	31.680	182.241	1
25.	1:16'16.829	2'48.303 (51)	46.826	27.946	1'02.784	30.747	183.766	1
26.	1:19'05.132	2'48.854 (54)	46.354	28.293	1'03.497	30.710	181.488	1
27.	1:21'53.986	2'45.195 (29)	45.542	27.490	1'02.109	30.054	184.926	1
28.	1:24'39.181	2'47.321 (50)	45.196	28.977	1'02.737	30.411	182.620	1
29.	1:27'26.502	2'45.366 (30)	45.358	27.792	1'02.082	30.134	182.620	1
30.	1:30'11.868	2'45.071 (26)	45.170	27.409	1'02.330	30.162	182.620	1
31.	1:32'56.939	2'44.419 (15)	44.825	27.260	1'02.168	30.166	183.000	1
32.	1:35'41.358	2'48.778 (53)	46.183	27.834	1'04.484	30.277	181.863	1
33.	1:38'30.136	2'45.050 (25)	45.265	27.558	1'01.868	30.359	183.382	1
34.	1:41'15.186	2'44.241 (13)	45.015	27.197	1'01.879	30.150	181.113	1
35.	1:43'59.427	2'43.009 (5)	44.905	26.943	1'01.269	29.892	181.488	1
36.	1:46'42.436	2'45.423 (32)	44.392	27.333	1'03.126	30.572	184.926	1
37.	1:49'27.859	2'43.148 (9)	44.597	26.840	1'01.676	30.035	181.488	1
38.	1:52'11.007	2'42.225 (2)	44.707	26.507	1'01.375	29.636	181.863	1
39.	1:54'53.232	2'43.532 (10)	44.986	26.658	1'01.465	30.423	181.863	1
40.	1:57'36.764	2'42.328 (3)	44.009	26.785	1'01.640	29.894	183.382	1
41.	2:00'19.092	2'42.907 (4)	44.379	27.218	1'01.590	29.720	183.000	1
42.	2:03'01.999	2'55.259 (58)	44.992	27.269	1'02.247	40.751	178.537	1
43.	2:05'57.258 Pit	3'59.854 (60)	1'58.102	27.898	1'02.887	30.967	184.151	2
44.	2:09'57.112	2'46.672 (45)	45.520	27.583	1'02.827	30.742	181.113	2
45.	2:12'43.784	2'46.495 (44)	45.680	27.146	1'02.891	30.778	181.488	2
46.	2:15'30.279	2'46.122 (39)	44.993	26.919	1'02.308	31.902	185.316	2
47.	2:18'16.401	2'47.295 (49)	44.641	27.980	1'03.205	31.469	180.741	2
48.	2:21'03.696	2'46.873 (46)	44.991	26.817	1'03.641	31.424	185.316	2
49.	2:23'50.569	2'49.746 (55)	45.553	28.461	1'03.943	31.789	184.926	2
50.	2:26'40.315	2'46.150 (40)	45.786	28.081	1'01.896	30.387	183.382	2
51.	2:29'26.465	2'45.009 (24)	44.205	26.744	1'04.042	30.018	180.741	2
52.	2:32'11.474	2'43.026 (6)	44.598	26.742	1'01.443	30.243	183.382	2
53.	2:34'54.500	2'43.137 (7)	44.454	26.824	1'01.762	30.097	180.370	2
54.	2:37'37.637							





JP250 4時間耐久  
ロードレース

MFJ承認競技会

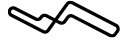
**FUN&RUN! 2-Wheels**



JP250 DUNLOP OFFICIAL TYRE SUPPLIER

JP250 鈴鹿4時間耐久ロードレース 決勝レース

2024 / 11 / 24 :



SUZUKA CIRCUIT

個別ラップ表

Weather :Fine

Full Course 2-Wheels(5,821m)

Track :Dry

Lap	Passing Time	Lap Time	Sec1	Sec2	Sec3	Sec4	km/h	Driver No
		2'43.860 (11)	44.943	27.111	1'01.703	30.103	182.620	2
55.	2:40'21.497	<b>B 2'42.152</b> (1)	44.374	26.807	1'01.188	29.783	181.863	2
56.	2:43'03.649	2'54.632 (57)	45.523	28.002	1'02.484	38.623	176.740	2
57.	2:45'58.281	Pit						
58.	2:50'03.954	4'05.673 (62)	2'03.063	28.650	1'03.522	30.438	182.241	1
59.	2:52'48.928	2'44.974 (23)	45.150	27.445	1'02.430	29.949	182.620	1
60.	2:55'34.993	2'46.065 (38)	44.727	27.661	1'03.652	30.025	180.741	1
61.	2:58'19.902	2'44.909 (21)	45.283	27.314	1'02.180	30.132	183.000	1
62.	3:01'03.043	2'43.141 (8)	44.093	27.274	1'01.503	30.271	184.926	1
63.	3:03'49.031	2'45.988 (37)	45.352	27.598	1'02.844	30.194	183.382	1
64.	3:06'33.843	2'44.812 (20)	45.167	27.380	1'02.193	30.072	183.000	1
65.	3:09'17.724	2'43.881 (12)	44.484	27.386	1'01.909	30.102	181.113	1
66.	3:12'03.300	2'45.576 (34)	45.494	27.600	1'01.787	30.695	182.241	1



JP250 4時間耐久  
ロードレース

MFJ承認競技会

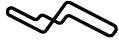
**FUN&RUN! 2-Wheels**



JP250 DUNLOP OFFICIAL TYRE SUPPLIER

JP250 鈴鹿4時間耐久ロードレース 決勝レース

2024 / 11 / 24 :



SUZUKA CIRCUIT

個別ラップ表

Weather :Fine

Full Course 2-Wheels(5,821m)

Track :Dry

No	5	Best Time	2'36.276	134.094 km/h
Name	堀/玉井	Total Time	3:13'50.880	69 Laps
Team	Racing team ZEST with MORIWAKICLUB	Average Lap Time	2'48.465	
Type	Honda/CBR250RR	Today's Rank	4 / 45	
		Today's Top Time	2'32.807	137.138 km/h

No	5 (Driver1)	Best Time	2'36.276	134.094 km/h
Name	堀 純仁	Total Time	1:44'40.700	37 Laps
Team	Racing team ZEST with MORIWAKICLUB	Average Lap Time	2'49.596	
Type	Honda/CBR250RR	Today's Rank	24 / 120	
		Today's Top Time	2'29.475	140.195 km/h

No	5 (Driver2)	Best Time	2'41.834	129.488 km/h
Name	玉井 雄拓	Total Time	1:29'10.180	32 Laps
Team	Racing team ZEST with MORIWAKICLUB	Average Lap Time	2'45.403	
Type	Honda/CBR250RR	Today's Rank	58 / 120	
		Today's Top Time	2'29.475	140.195 km/h

Lap	Passing Time	Lap Time	Sec1	Sec2	Sec3	Sec4	km/h	Driver No
			53.167	28.930	1'01.970	31.152	188.094	1
1.	2'55.219							
2.	7'03.958	4'08.739 (67)	51.986	51.746	1'33.467	51.540	71.941	1
3.	11'13.067	4'09.109 (68)	1'13.542	42.391	1'27.628	45.548	90.557	1
4.	15'20.111	4'07.044 (66)	1'07.176	43.472	1'30.374	46.022	82.556	1
5.	18'47.014	3'26.903 (62)	1'10.775	45.432	1'00.954	29.742	195.200	1
6.	21'25.191	2'38.177 (11)	43.146	26.168	59.753	29.110	190.542	1
7.	24'03.501	2'38.310 (15)	42.973	26.591	59.539	29.207	189.310	1
8.	26'41.263	2'37.762 (8)	43.013	25.960	59.655	29.134	188.094	1
9.	29'20.048	2'38.785 (21)	42.780	26.210	59.749	30.046	192.210	1
10.	31'59.386	2'39.338 (24)	43.829	26.285	59.638	29.586	188.903	1
11.	34'37.633	2'38.247 (12)	42.876	26.772	59.348	29.251	191.790	1
12.	37'13.959	2'36.326 (2)	42.351	25.842	59.099	29.034	188.094	1
13.	39'50.901	2'36.942 (4)	42.316	26.495	59.452	28.679	186.894	1
14.	42'29.421	2'38.520 (19)	43.031	26.351	59.237	29.901	188.094	1
15.	45'07.736	2'38.315 (16)	42.489	25.805	59.434	30.587	184.151	1
16.	47'44.012	<b>B 2'36.276</b> (1)	42.419	25.660	58.885	29.312	191.373	1
17.	50'20.444	2'36.432 (3)	42.855	26.063	58.812	28.702	187.692	1
18.	52'59.424	2'38.980 (22)	43.197	27.271	59.247	29.265	188.094	1
19.	55'37.675	2'38.251 (13)	43.172	26.585	59.544	28.950	184.151	1
20.	58'16.774	2'39.099 (23)	42.790	26.613	59.987	29.709	188.094	1
21.	1:01'00.781	Pit 2'44.007 (49)	42.664	26.022	59.636	35.685	180.741	1
22.	1:04'43.463	3'42.682 (64)	1'42.064	27.587	1'02.720	30.311	183.000	2
23.	1:07'27.792	2'44.329 (50)	44.870	27.263	1'01.834	30.362	185.708	2



JP250 4時間耐久  
ロードレース

MFJ承認競技会

FUN&RUN! 2-Wheels



JP250 DUNLOP OFFICIAL TYRE SUPPLIER

JP250 鈴鹿4時間耐久ロードレース 決勝レース

2024 / 11 / 24 :



SUZUKA CIRCUIT

個別ラップ表

Weather :Fine

Full Course 2-Wheels(5,821m)

Track :Dry

Lap	Passing Time	Lap Time	Sec1	Sec2	Sec3	Sec4	km/h	Driver No
24.	1:10'12.484	2'44.692 (56)	44.351	27.648	1'02.616	30.077	181.863	2
25.	1:12'57.157	2'44.673 (55)	46.281	27.205	1'01.430	29.757	184.538	2
26.	1:15'39.504	2'42.347 (35)	43.872	26.928	1'01.788	29.759	186.894	2
27.	1:18'21.835	2'42.331 (34)	43.729	26.569	1'02.320	29.713	184.926	2
28.	1:21'03.669	2'41.834 (30)	43.416	26.683	1'01.360	30.375	182.620	2
29.	1:23'46.424	2'42.755 (38)	44.888	26.631	1'01.424	29.812	185.316	2
30.	1:26'28.313	2'41.889 (32)	43.755	26.797	1'01.439	29.898	183.000	2
31.	1:29'11.994	2'43.681 (46)	43.841	27.305	1'02.658	29.877	183.382	2
32.	1:31'54.356	2'42.362 (36)	44.070	26.843	1'01.426	30.023	184.926	2
33.	1:34'37.649	2'43.293 (42)	43.999	26.897	1'02.346	30.051	182.620	2
34.	1:37'21.224	2'43.575 (44)	43.796	26.892	1'03.018	29.869	183.766	2
35.	1:40'03.186	2'41.962 (33)	43.623	26.900	1'01.349	30.090	187.292	2
36.	1:42'55.634	Pit 2'52.448 (61)	43.763	26.983	1'02.693	39.009	183.382	2
37.	1:46'43.057	3'47.423 (65)	1'50.506	26.843	1'00.463	29.611	185.316	1
38.	1:49'24.731	2'41.674 (29)	44.106	27.219	1'01.071	29.278	183.000	1
39.	1:52'03.378	2'38.647 (20)	42.504	25.807	1'00.881	29.455	183.382	1
40.	1:54'41.720	2'38.342 (17)	42.952	25.905	59.954	29.531	184.151	1
41.	1:57'21.533	2'39.813 (26)	42.915	26.362	1'00.813	29.723	188.094	1
42.	2:00'01.670	2'40.137 (28)	44.120	26.260	1'00.506	29.251	188.903	1
43.	2:02'41.296	2'39.626 (25)	42.793	26.356	1'01.663	28.814	189.719	1
44.	2:05'19.379	2'38.083 (9)	42.575	26.840	59.328	29.340	186.497	1
45.	2:07'56.673	2'37.294 (7)	42.871	26.175	59.174	29.074	186.102	1
46.	2:10'33.883	2'37.210 (6)	42.527	26.020	59.337	29.326	186.497	1
47.	2:13'11.970	2'38.087 (10)	42.889	26.507	59.482	29.209	185.316	1
48.	2:15'51.932	2'39.962 (27)	43.010	27.831	1'00.046	29.075	184.151	1
49.	2:18'29.084	2'37.152 (5)	42.656	25.933	59.294	29.269	185.708	1
50.	2:21'07.379	2'38.295 (14)	42.623	26.054	59.351	30.267	185.708	1
51.	2:23'45.723	2'38.344 (18)	43.060	26.263	1'00.022	28.999	185.708	1
52.	2:26'35.553	Pit 2'49.830 (60)	43.721	27.688	1'00.046	38.375	178.174	1
53.	2:30'08.551	3'32.998 (63)	1'32.166	27.543	1'02.632	30.657	183.766	2
54.	2:32'53.171	2'44.620 (54)	44.661	27.259	1'02.180	30.520	184.151	2



JP250 4時間耐久  
ロードレース

MFJ承認競技会

**FUN&RUN! 2-Wheels**



JP250 DUNLOP OFFICIAL TYRE SUPPLIER

JP250 鈴鹿4時間耐久ロードレース 決勝レース

2024 / 11 / 24 :



SUZUKA CIRCUIT

個別ラップ表

Weather :Fine

Full Course 2-Wheels(5,821m)

Track :Dry

Lap	Passing Time	Lap Time	Sec1	Sec2	Sec3	Sec4	km/h	Driver No
55.	2:35'38.372	2'45.201 (58)	45.116	27.550	1'02.161	30.374	182.620	2
56.	2:38'22.766	2'44.394 (52)	44.271	26.743	1'02.300	31.080	181.863	2
57.	2:41'07.235	2'44.469 (53)	44.880	27.600	1'02.159	29.830	181.488	2
58.	2:43'51.000	2'43.765 (47)	44.692	27.158	1'01.711	30.204	183.382	2
59.	2:46'34.179	2'43.179 (41)	44.016	26.859	1'01.924	30.380	185.316	2
60.	2:49'16.053	2'41.874 (31)	43.759	27.098	1'01.464	29.553	182.620	2
61.	2:51'59.218	2'43.165 (40)	44.168	27.268	1'01.295	30.434	184.538	2
62.	2:54'42.212	2'42.994 (39)	44.443	26.648	1'01.815	30.088	184.538	2
63.	2:57'25.773	2'43.561 (43)	44.149	26.752	1'01.967	30.693	184.151	2
64.	3:00'09.423	2'43.650 (45)	44.471	26.861	1'01.800	30.518	183.382	2
65.	3:02'54.945	2'45.522 (59)	45.048	28.066	1'02.133	30.275	181.113	2
66.	3:05'39.956	2'45.011 (57)	44.752	27.372	1'02.530	30.357	182.241	2
67.	3:08'22.576	2'42.620 (37)	44.100	27.058	1'01.656	29.806	185.316	2
68.	3:11'06.951	2'44.375 (51)	44.464	27.312	1'02.071	30.528	183.766	2
69.	3:13'50.880	2'43.929 (48)	44.431	27.307	1'01.915	30.276	183.766	2



JP250 4時間耐久  
ロードレース

MFJ承認競技会

**FUN&RUN! 2-Wheels**



JP250 DUNLOP OFFICIAL TYRE SUPPLIER

JP250 鈴鹿4時間耐久ロードレース 決勝レース

2024 / 11 / 24 :



SUZUKA CIRCUIT

個別ラップ表

Weather :Fine

Full Course 2-Wheels(5,821m)

Track :Dry

No	7	Best Time	2'44.125	127.681 km/h
Name	木下/橋本	Total Time	3:13'56.915	66 Laps
Team	FASTER-R&MR777アクトリー	Average Lap Time	2'56.000	
Type	Kawasaki/Ninja250	Today's Rank	30 / 45	
		Today's Top Time	2'32.807	137.138 km/h
No	7 (Driver1)	Best Time	2'44.125	127.681 km/h
Name	木下 優真	Total Time	1:44'34.410	35 Laps
Team	FASTER-R&MR777アクトリー	Average Lap Time	2'58.750	
Type	Kawasaki/Ninja250	Today's Rank	79 / 120	
		Today's Top Time	2'29.475	140.195 km/h
No	7 (Driver2)	Best Time	2'45.377	126.714 km/h
Name	橋本 尚樹	Total Time	1:29'22.505	31 Laps
Team	FASTER-R&MR777アクトリー	Average Lap Time	2'50.731	
Type	Kawasaki/Ninja250	Today's Rank	87 / 120	
		Today's Top Time	2'29.475	140.195 km/h

Lap	Passing Time	Lap Time	Sec1	Sec2	Sec3	Sec4	km/h	Driver No
			1'03.687	31.313	1'06.752	35.143	141.677	1
1.	3'16.895		49.698	46.889	1'29.258	57.240	68.679	1
2.	7'19.980	4'03.085 (63)	1'11.212	44.068	1'29.014	46.163	124.243	1
3.	11'30.437	4'10.457 (65)	1'02.299	44.234	1'30.615	48.132	59.191	1
4.	15'35.717	4'05.280 (64)	1'08.090	45.377	1'05.850	32.030	181.863	1
5.	19'07.064	3'31.347 (59)	47.085	29.421	1'06.020	31.913	176.740	1
6.	22'01.503	2'54.439 (55)	48.427	29.221	1'05.057	31.424	183.000	1
7.	24'55.632	2'54.129 (54)	45.882	27.866	1'03.798	30.753	177.814	1
8.	27'43.931	2'48.299 (30)	45.095	28.639	1'03.368	31.468	183.766	1
9.	30'32.501	2'48.893 (44)	46.265	28.321	1'03.504	30.803	180.000	1
10.	33'21.394	2'48.893 (44)	46.265	28.321	1'03.504	30.803	180.000	1
11.	36'11.013	2'49.619 (50)	45.786	28.213	1'04.107	31.513	177.814	1
12.	39'00.269	2'49.256 (46)	46.404	27.871	1'03.733	31.248	181.113	1
13.	41'48.032	2'47.763 (26)	45.259	28.402	1'02.954	31.148	180.370	1
14.	44'36.818	2'48.786 (42)	45.684	28.000	1'03.753	31.349	179.632	1
15.	47'21.982	2'45.164 (2)	45.009	26.952	1'02.637	30.566	175.329	1
16.	50'08.345	2'46.363 (10)	45.037	27.709	1'03.249	30.368	176.386	1
17.	52'55.353	2'47.008 (18)	45.241	27.761	1'03.239	30.767	177.455	1
18.	55'53.030	2'57.677 (58)	45.847	27.448	1'03.529	40.853	167.634	1
19.	59'53.606	4'00.576 (62)	1'57.816	27.853	1'03.626	31.281	172.235	2
20.	1:02'42.814	2'49.208 (45)	45.846	27.562	1'04.460	31.340	174.632	2
21.	1:05'32.680	2'49.866 (52)	46.244	28.258	1'03.625	31.739	173.941	2
22.	1:08'21.485	2'48.805 (43)	46.770	27.867	1'02.988	31.180	173.254	2
23.	1:11'08.283	2'46.798 (14)	45.687	27.583	1'02.766	30.762	173.254	2



JP250 4時間耐久  
ロードレース

MFJ承認競技会

FUN&RUN! 2-Wheels



JP250 DUNLOP OFFICIAL TYRE SUPPLIER

JP250 鈴鹿4時間耐久ロードレース 決勝レース

2024 / 11 / 24 :



SUZUKA CIRCUIT

個別ラップ表

Weather :Fine

Full Course 2-Wheels(5,821m)

Track :Dry

Lap	Passing Time	Lap Time	Sec1	Sec2	Sec3	Sec4	km/h	Driver No
24.	1:13'55.888	2'47.605 (23)	45.612	28.002	1'03.330	30.661	174.980	2
25.	1:16'42.390	2'46.502 (11)	45.649	27.605	1'02.612	30.636	169.903	2
26.	1:19'29.360	2'46.970 (15)	46.085	27.488	1'02.992	30.405	174.980	2
27.	1:22'14.737	2'45.377 (4)	44.978	27.440	1'02.391	30.568	171.898	2
28.	1:25'00.884	2'46.147 (9)	45.006	27.248	1'03.016	30.877	172.574	2
29.	1:27'49.330	2'48.446 (33)	46.100	27.813	1'03.527	31.006	171.228	2
30.	1:30'37.193	2'47.863 (28)	45.608	27.831	1'03.488	30.936	169.903	2
31.	1:33'24.316	2'47.123 (19)	45.419	27.797	1'03.172	30.735	171.228	2
32.	1:36'13.010	2'48.694 (38)	46.003	27.867	1'03.730	31.094	171.898	2
33.	1:39'00.803	2'47.793 (27)	45.284	27.798	1'03.812	30.899	172.574	2
34.	1:41'56.687	2'55.884 (56)	45.670	27.996	1'03.788	38.430	168.923	2
		Pit						
35.	1:45'55.120	3'58.433 (60)	1'53.527	28.002	1'04.840	32.064	174.980	1
36.	1:48'44.445	2'49.325 (47)	46.376	27.867	1'03.917	31.165	178.174	1
37.	1:51'31.012	2'46.567 (12)	45.265	27.427	1'02.585	31.290	178.174	1
38.	1:54'17.982	2'46.970 (15)	45.415	27.643	1'03.299	30.613	173.254	1
39.	1:57'04.958	2'46.976 (17)	45.449	27.389	1'03.623	30.515	180.741	1
40.	1:59'53.160	2'48.202 (29)	44.787	28.482	1'03.966	30.967	182.620	1
41.	2:02'38.822	2'45.662 (7)	45.038	27.232	1'02.935	30.457	178.174	1
42.	2:05'27.151	2'48.329 (31)	44.784	28.385	1'03.390	31.770	173.597	1
43.	2:08'17.011	2'49.860 (51)	46.829	28.401	1'03.388	31.242	180.370	1
44.	2:11'01.136	<b>B 2'44.125</b> (1)	44.674	27.367	1'01.963	30.121	180.741	1
45.	2:13'46.730	2'45.594 (6)	45.017	27.527	1'02.600	30.450	178.174	1
46.	2:16'32.102	2'45.372 (3)	44.944	27.190	1'02.597	30.641	175.329	1
47.	2:19'17.622	2'45.520 (5)	45.308	27.189	1'02.513	30.510	175.329	1
48.	2:22'07.166	2'49.544 (49)	47.443	27.767	1'03.456	30.878	173.941	1
49.	2:24'55.661	2'48.495 (34)	45.613	27.682	1'04.121	31.079	176.740	1
50.	2:27'41.731	2'46.070 (8)	45.188	27.523	1'02.832	30.527	175.680	1
51.	2:30'38.067	2'56.336 (57)	45.222	27.541	1'03.414	40.159	167.314	1
		Pit						
52.	2:34'37.630	3'59.563 (61)	1'56.860	28.325	1'03.642	30.736	174.286	2
53.	2:37'26.330	2'48.700 (39)	45.688	28.045	1'03.678	31.289	169.903	2
54.	2:40'15.043	2'48.713 (40)	46.276	28.106	1'03.259	31.072	171.898	2



JP250 4時間耐久  
ロードレース

MFJ承認競技会

**FUN&RUN! 2-Wheels**



JP250 DUNLOP OFFICIAL TYRE SUPPLIER

JP250 鈴鹿4時間耐久ロードレース 決勝レース

2024 / 11 / 24 :



SUZUKA CIRCUIT

個別ラップ表

Weather :Fine

Full Course 2-Wheels(5,821m)

Track :Dry

Lap	Passing Time	Lap Time	Sec1	Sec2	Sec3	Sec4	km/h	Driver No
55.	2:43'02.763	2'47.720 (24)	45.427	28.011	1'03.144	31.138	174.286	2
56.	2:45'50.081	2'47.318 (21)	45.480	27.746	1'03.295	30.797	171.898	2
57.	2:48'37.616	2'47.535 (22)	45.768	27.911	1'03.221	30.635	170.563	2
58.	2:51'24.203	2'46.587 (13)	45.758	27.570	1'02.777	30.482	174.632	2
59.	2:54'12.736	2'48.533 (35)	45.507	28.634	1'03.626	30.766	169.903	2
60.	2:57'01.348	2'48.612 (37)	45.912	28.068	1'03.737	30.895	171.228	2
61.	2:59'48.648	2'47.300 (20)	45.397	28.166	1'03.096	30.641	171.898	2
62.	3:02'37.040	2'48.392 (32)	45.911	28.175	1'03.213	31.093	170.233	2
63.	3:05'30.931	2'53.891 (53)	46.237	28.230	1'03.379	36.045	172.913	2
64.	3:08'20.405	2'49.474 (48)	45.810	28.196	1'03.627	31.841	170.895	2
65.	3:11'08.157	2'47.752 (25)	45.922	28.347	1'02.700	30.783	171.563	2
66.	3:13'56.915	2'48.758 (41)	46.804	27.729	1'02.982	31.243	172.913	2



JP250 4時間耐久  
ロードレース

MFJ承認競技会

**FUN&RUN! 2-Wheels**



JP250 DUNLOP OFFICIAL TYRE SUPPLIER

JP250 鈴鹿4時間耐久ロードレース 決勝レース

2024 / 11 / 24 :



SUZUKA CIRCUIT

個別ラップ表

Weather :Fine

Full Course 2-Wheels(5,821m)

Track :Dry

No	9	Best Time	2'41.760	129.547 km/h
Name	畔柳/藤田	Total Time	3:11'33.396	66 Laps
Team	CLUBモトラボ'EJ&速心	Average Lap Time	2'53.717	
Type	Honda/CBR250RR	Today's Rank	20 / 45	
		Today's Top Time	2'32.807	137.138 km/h
No	9 (Driver1)	Best Time	2'41.760	129.547 km/h
Name	畔柳 章	Total Time	1:37'30.323	35 Laps
Team	CLUBモトラボ'EJ&速心	Average Lap Time	2'45.787	
Type	Honda/CBR250RR	Today's Rank	57 / 120	
		Today's Top Time	2'29.475	140.195 km/h
No	9 (Driver2)	Best Time	2'46.370	125.958 km/h
Name	藤田 徹	Total Time	1:34'03.073	31 Laps
Team	CLUBモトラボ'EJ&速心	Average Lap Time	3'01.377	
Type	Honda/CBR250RR	Today's Rank	91 / 120	
		Today's Top Time	2'29.475	140.195 km/h

Lap	Passing Time	Lap Time	Sec1	Sec2	Sec3	Sec4	km/h	Driver No
			1'04.841	31.724	1'08.729	36.464	137.465	2
1.	3'21.758							2
2.	7'22.726	4'00.968 (63)	50.026	44.687	1'28.710	57.545	81.636	2
3.	11'32.384	4'09.658 (65)	1'10.069	45.831	1'29.168	44.590	137.250	2
4.	15'38.921	4'06.537 (64)	1'02.589	43.872	1'31.602	48.474	53.923	2
5.	19'08.660	3'29.739 (59)	1'07.034	45.227	1'05.641	31.837	182.241	2
6.	22'02.042	2'53.382 (55)	46.288	29.121	1'05.866	32.107	174.980	2
7.	24'54.529	2'52.487 (54)	48.166	29.087	1'04.248	30.986	177.814	2
8.	27'42.519	2'47.990 (35)	45.757	28.463	1'02.930	30.840	180.000	2
9.	30'32.191	2'49.672 (46)	45.531	29.393	1'03.353	31.395	182.241	2
10.	33'21.643	2'49.452 (43)	46.313	28.301	1'03.397	31.441	181.488	2
11.	36'11.358	2'49.715 (47)	46.436	28.227	1'03.974	31.078	182.620	2
12.	38'59.566	2'48.208 (36)	45.863	27.892	1'03.659	30.794	180.000	2
13.	41'48.510	2'48.944 (41)	45.668	28.167	1'03.365	31.744	179.265	2
14.	44'39.115	2'50.605 (51)	46.339	28.063	1'03.558	32.645	183.766	2
15.	47'26.720	2'47.605 (34)	45.717	27.928	1'02.948	31.012	180.741	2
16.	50'16.361	2'49.641 (45)	45.997	28.444	1'03.629	31.571	178.174	2
17.	53'13.813	2'57.452 (57)	46.139	28.361	1'04.697	38.255	172.913	2
		Pit						
18.	56'47.379	3'33.566 (60)	1'32.467	27.851	1'02.754	30.494	171.228	1
19.	59'33.147	2'45.768 (29)	44.753	27.020	1'02.473	31.522	173.254	1
20.	1:02'18.078	2'44.931 (25)	44.800	27.005	1'01.887	31.239	178.537	1
21.	1:05'02.683	2'44.605 (23)	44.643	26.855	1'01.874	31.233	180.000	1
22.	1:07'46.240	2'43.557 (15)	44.220	26.611	1'02.498	30.228	178.537	1
23.	1:10'28.337	2'42.097 (3)	44.153	26.883	1'01.044	30.017	178.900	1





JP250 4時間耐久  
ロードレース

MFJ承認競技会

FUN&RUN! 2-Wheels



JP250 DUNLOP OFFICIAL TYRE SUPPLIER

JP250 鈴鹿4時間耐久ロードレース 決勝レース

2024 / 11 / 24 :



SUZUKA CIRCUIT

個別ラップ表

Weather :Fine

Full Course 2-Wheels(5,821m)

Track :Dry

Lap	Passing Time	Lap Time	Sec1	Sec2	Sec3	Sec4	km/h	Driver No
24.	1:13'12.796	2'44.459 (22)	44.558	26.983	1'02.478	30.440	177.814	1
25.	1:15'54.816	2'42.020 (2)	44.165	26.784	1'01.330	29.741	176.032	1
26.	1:18'39.710	2'44.894 (24)	45.960	27.494	1'01.471	29.969	178.900	1
27.	1:21'23.215	2'43.505 (14)	44.052	26.909	1'02.054	30.490	176.740	1
28.	1:24'06.446	2'43.231 (12)	44.210	26.879	1'01.956	30.186	176.740	1
29.	1:26'48.649	2'42.203 (5)	43.884	26.728	1'01.773	29.818	178.537	1
30.	1:29'30.409	<b>B 2'41.760</b> (1)	43.818	26.662	1'00.967	30.313	178.537	1
31.	1:32'13.329	2'42.920 (9)	44.359	27.049	1'01.396	30.116	185.316	1
32.	1:34'56.640	2'43.311 (13)	43.623	26.460	1'03.027	30.201	177.455	1
33.	1:37'38.756	2'42.116 (4)	44.126	27.198	1'00.809	29.983	181.863	1
34.	1:40'21.050	2'42.294 (6)	44.046	26.971	1'01.240	30.037	181.863	1
35.	1:43'17.047	Pit 2'55.997 (56)	44.091	27.069	1'02.159	42.678	177.814	1
36.	1:47'11.376	3'54.329 (62)	1'49.014	28.712	1'04.635	31.968	175.680	2
37.	1:50'00.305	2'48.929 (40)	46.033	28.152	1'03.248	31.496	177.097	2
38.	1:52'46.675	2'46.370 (31)	45.268	27.746	1'02.567	30.789	182.241	2
39.	1:55'37.805	2'51.130 (52)	45.656	29.894	1'04.844	30.736	180.370	2
40.	1:58'26.697	2'48.892 (39)	45.174	27.894	1'03.642	32.182	181.488	2
41.	2:01'15.281	2'48.584 (38)	45.607	28.302	1'03.457	31.218	183.382	2
42.	2:04'05.074	2'49.793 (49)	45.532	27.835	1'04.121	32.305	168.276	2
43.	2:06'56.664	2'51.590 (53)	46.140	28.394	1'03.895	33.161	177.814	2
44.	2:09'45.807	2'49.143 (42)	46.232	28.445	1'03.488	30.978	177.097	2
45.	2:12'34.180	2'48.373 (37)	45.742	28.317	1'03.294	31.020	176.740	2
46.	2:15'23.748	2'49.568 (44)	45.866	27.962	1'03.506	32.234	169.903	2
47.	2:18'13.902	2'50.154 (50)	45.876	28.169	1'03.919	32.190	174.286	2
48.	2:21'03.642	2'49.740 (48)	46.495	28.123	1'03.670	31.452	180.000	2
49.	2:24'06.307	Pit 3'02.665 (58)	46.558	28.730	1'05.073	42.304	161.471	2
50.	2:27'43.203	3'36.896 (61)	1'36.994	27.224	1'02.431	30.247	182.620	1
51.	2:30'27.538	2'44.335 (20)	44.494	26.801	1'02.201	30.839	176.032	1
52.	2:33'11.405	2'43.867 (18)	44.804	27.164	1'01.806	30.093	180.741	1
53.	2:35'54.982	2'43.577 (16)	44.268	27.057	1'01.718	30.534	178.174	1
54.	2:38'39.922	2'44.940 (26)	44.387	26.753	1'03.296	30.504	175.680	1



JP250 4時間耐久  
ロードレース

MFJ承認競技会

**FUN&RUN! 2-Wheels**



JP250 DUNLOP OFFICIAL TYRE SUPPLIER

JP250 鈴鹿4時間耐久ロードレース 決勝レース

2024 / 11 / 24 :



SUZUKA CIRCUIT

個別ラップ表

Weather :Fine

Full Course 2-Wheels(5,821m)

Track :Dry

Lap	Passing Time	Lap Time	Sec1	Sec2	Sec3	Sec4	km/h	Driver No
		2'43.733 (17)	44.458	26.842	1'01.984	30.449	177.097	1
55.	2:41'23.655	2'42.898 (8)	44.480	26.849	1'01.537	30.032	178.174	1
56.	2:44'06.553	2'43.215 (11)	44.515	27.017	1'01.809	29.874	179.632	1
57.	2:46'49.768	2'42.427 (7)	44.115	26.726	1'01.624	29.962	180.000	1
58.	2:49'32.195	2'45.789 (30)	44.058	27.859	1'02.788	31.084	183.766	1
59.	2:52'17.984	2'46.391 (32)	45.943	28.337	1'01.782	30.329	178.174	1
60.	2:55'04.375	2'43.959 (19)	44.423	26.976	1'02.144	30.416	176.386	1
61.	2:57'48.334	2'44.399 (21)	44.599	27.155	1'02.456	30.189	176.740	1
62.	3:00'32.733	2'46.484 (33)	45.452	27.393	1'02.563	31.076	178.174	1
63.	3:03'19.217	2'45.471 (27)	44.377	27.402	1'02.816	30.876	176.386	1
64.	3:06'04.688	2'45.763 (28)	44.892	27.471	1'02.215	31.185	180.370	1
65.	3:08'50.451	2'42.945 (10)	44.249	26.966	1'01.591	30.139	180.000	1
66.	3:11'33.396							



JP250 4時間耐久  
ロードレース

MFJ承認競技会

**FUN&RUN! 2-Wheels**



JP250 DUNLOP OFFICIAL TYRE SUPPLIER

JP250 鈴鹿4時間耐久ロードレース 決勝レース

2024 / 11 / 24 :



SUZUKA CIRCUIT

個別ラップ表

Weather :Fine

Full Course 2-Wheels(5,821m)

Track :Dry

No	10	Best Time	2'38.711	132.036 km/h
Name	森藤/吉田	Total Time	3:13'37.071	67 Laps
Team	チームでんでん丸	Average Lap Time	2'53.116	
Type	Honda/CBR250RR	Today's Rank	11 / 45	
		Today's Top Time	2'32.807	137.138 km/h
No	10 (Driver1)	Best Time	2'42.246	129.159 km/h
Name	森藤 貴之	Total Time	1:39'25.804	33 Laps
Team	チームでんでん丸	Average Lap Time	3'00.449	
Type	Honda/CBR250RR	Today's Rank	65 / 120	
		Today's Top Time	2'29.475	140.195 km/h
No	10 (Driver2)	Best Time	2'38.711	132.036 km/h
Name	吉田 正	Total Time	1:34'11.267	34 Laps
Team	チームでんでん丸	Average Lap Time	2'43.004	
Type	Honda/CBR250RR	Today's Rank	39 / 120	
		Today's Top Time	2'29.475	140.195 km/h
No	10 (Driver3)	Best Time		km/h
Name	星 健太郎	Total Time		Laps
Team	チームでんでん丸	Average Lap Time		
Type	Honda/CBR250RR	Today's Rank		
		Today's Top Time	2'29.475	140.195 km/h

Lap	Passing Time	Lap Time	Sec1	Sec2	Sec3	Sec4	km/h	Driver No
			59.634	31.411	1'04.059	36.313	183.382	1
1.	3'11.417							
		4'03.473 (62)	48.115	50.125	1'30.883	54.350	49.348	1
2.	7'14.890							
		4'09.796 (64)	1'13.187	42.623	1'27.647	46.339	91.691	1
3.	11'24.686							
		4'06.221 (63)	1'04.755	43.792	1'31.231	46.443	59.674	1
4.	15'30.907							
		3'31.134 (60)	1'09.572	45.366	1'04.560	31.636	184.538	1
5.	19'02.041							
		2'47.890 (51)	46.140	27.736	1'02.819	31.195	186.894	1
6.	21'49.931							
		2'48.161 (54)	45.768	27.200	1'03.533	31.660	186.894	1
7.	24'38.092							
		2'46.433 (46)	45.590	27.446	1'02.322	31.075	184.926	1
8.	27'24.525							
		2'46.826 (48)	45.613	27.811	1'02.474	30.928	183.766	1
9.	30'11.351							
		2'45.652 (42)	45.641	27.240	1'02.057	30.714	183.766	1
10.	32'57.003							
		2'45.573 (40)	45.157	27.357	1'02.848	30.211	181.863	1
11.	35'42.576							
		2'45.133 (37)	45.083	27.215	1'02.157	30.678	183.766	1
12.	38'27.709							
		2'45.111 (36)	45.337	27.374	1'01.965	30.435	183.382	1
13.	41'12.820							
		2'46.108 (45)	45.986	27.601	1'02.349	30.172	183.382	1
14.	43'58.928							
		2'45.620 (41)	45.803	26.829	1'02.401	30.587	181.488	1
15.	46'44.548							
		2'47.915 (52)	46.907	28.785	1'01.846	30.377	185.708	1
16.	49'32.463							
		2'46.097 (44)	45.828	27.649	1'02.242	30.378	185.316	1
17.	52'18.560							
		2'51.607 (58)	45.413	27.421	1'02.235	36.538	182.620	1
18.	55'10.167	Pit						
		4'32.136 (65)	2'33.865	26.884	1'00.511	30.876	190.542	2
19.	59'42.303							
		2'41.014 (25)	43.919	26.574	1'00.826	29.695	184.538	2
20.	1:02'23.317							



JP250 4時間耐久  
ロードレース

MFJ承認競技会

FUN&RUN! 2-Wheels



JP250 DUNLOP OFFICIAL TYRE SUPPLIER

JP250 鈴鹿4時間耐久ロードレース 決勝レース

2024 / 11 / 24 :



SUZUKA CIRCUIT

個別ラップ表

Weather :Fine

Full Course 2-Wheels(5,821m)

Track :Dry

Lap	Passing Time	Lap Time	Sec1	Sec2	Sec3	Sec4	km/h	Driver No
21.	1:05'02.923	2'39.606 (11)	43.402	26.236	59.982	29.986	188.094	2
22.	1:07'41.911	2'38.988 (3)	43.222	26.338	1'00.065	29.363	186.102	2
23.	1:10'21.572	2'39.661 (13)	43.550	26.475	1'00.411	29.225	183.766	2
24.	1:13'00.486	2'38.914 (2)	43.591	26.030	1'00.054	29.239	192.210	2
25.	1:15'40.007	2'39.521 (10)	43.223	25.938	1'01.071	29.289	186.102	2
26.	1:18'22.287	2'42.280 (31)	43.559	26.348	1'02.349	30.024	180.000	2
27.	1:21'03.942	2'41.655 (27)	43.757	26.355	1'01.553	29.990	185.316	2
28.	1:23'43.959	2'40.017 (16)	43.884	26.336	1'00.783	29.014	185.708	2
29.	1:26'23.759	2'39.800 (14)	43.515	26.026	1'01.094	29.165	185.708	2
30.	1:29'07.255	2'43.496 (33)	44.544	26.184	1'00.537	32.231	185.316	2
31.	1:31'49.316	2'42.061 (29)	43.721	27.978	1'00.847	29.515	185.708	2
32.	1:34'29.557	2'40.241 (18)	43.554	26.127	1'01.367	29.193	186.102	2
33.	1:37'08.808	2'39.251 (8)	43.349	26.040	1'00.733	29.129	189.310	2
34.	1:39'48.227	2'39.419 (9)	43.442	25.978	1'00.842	29.157	185.708	2
35.	1:42'28.838	2'40.611 (23)	43.281	27.026	1'00.920	29.384	186.894	2
36.	1:45'10.634	2'41.796 (28)	43.920	26.529	1'00.388	30.959	185.708	2
37.	1:47'51.129	2'40.495 (21)	43.704	26.275	1'00.648	29.868	185.708	2
38.	1:50'31.720	2'40.591 (22)	43.574	26.394	1'01.055	29.568	184.926	2
39.	1:53'20.885	2'49.165 (56)	43.802	26.426	1'00.870	38.067	164.494	2
40.	1:58'42.871	5'21.986 (66)	3'16.715	28.681	1'04.855	31.735	180.741	1
41.	2:01'32.079	2'49.208 (57)	46.643	27.755	1'03.489	31.321	182.620	1
42.	2:04'19.662	2'47.583 (49)	46.243	27.702	1'02.858	30.780	183.766	1
43.	2:07'08.490	2'48.828 (55)	46.560	28.040	1'03.023	31.205	184.151	1
44.	2:09'56.609	2'48.119 (53)	46.518	27.934	1'02.891	30.776	183.382	1
45.	2:12'44.405	2'47.796 (50)	45.754	27.711	1'03.380	30.951	188.094	1
46.	2:15'29.892	2'45.487 (39)	46.023	27.043	1'01.935	30.486	186.102	1
47.	2:18'14.890	2'44.998 (35)	44.740	27.196	1'01.855	31.207	188.903	1
48.	2:21'00.956	2'46.066 (43)	45.694	28.020	1'01.260	31.092	189.310	1
49.	2:23'44.612	2'43.656 (34)	44.821	26.825	1'01.867	30.143	186.497	1
50.	2:26'31.265	2'46.653 (47)	45.259	27.804	1'02.401	31.189	189.719	1
51.	2:29'16.669	2'45.404 (38)	44.814	27.440	1'01.811	31.339	186.497	1



JP250 4時間耐久  
ロードレース

MFJ承認競技会


**FUN&RUN! 2-Wheels**



JP250 DUNLOP OFFICIAL TYRE SUPPLIER

JP250 鈴鹿4時間耐久ロードレース 決勝レース

2024 / 11 / 24 :



SUZUKA CIRCUIT

個別ラップ表

Weather :Fine

Track :Dry

Full Course 2-Wheels(5,821m)

Lap	Passing Time	Lap Time	Sec1	Sec2	Sec3	Sec4	km/h	Driver No
		2'43.472 (32)	44.458	26.455	1'02.798	29.761	181.863	1
52.	2:32'00.141	2'42.246 (30)	44.313	26.629	1'01.286	30.018	185.316	1
53.	2:34'42.387	2'54.135 (59)	44.842	27.349	1'02.357	39.587	183.000	1
54.	2:37'36.522	Pit						
		4'02.871 (61)	2'04.964	27.048	1'00.780	30.079	186.102	2
55.	2:41'39.393	2'40.452 (20)	43.859	26.630	1'00.350	29.613	186.102	2
56.	2:44'19.845	2'39.134 (7)	43.788	26.226	1'00.244	28.876	187.692	2
57.	2:46'58.979	2'39.871 (15)	43.933	26.525	1'00.239	29.174	186.102	2
58.	2:49'38.850	2'40.723 (24)	43.629	26.333	59.878	30.883	188.903	2
59.	2:52'19.573	2'41.508 (26)	44.516	27.567	1'00.380	29.045	184.151	2
60.	2:55'01.081	2'38.994 (4)	43.213	26.087	1'00.014	29.680	192.210	2
61.	2:57'40.075	2'39.117 (6)	43.363	26.315	1'00.336	29.103	188.094	2
62.	3:00'19.192	2'40.339 (19)	44.030	26.343	1'00.525	29.441	184.926	2
63.	3:02'59.531	2'39.651 (12)	43.077	26.157	1'00.808	29.609	183.766	2
64.	3:05'39.182	2'40.128 (17)	43.601	27.099	1'00.155	29.273	188.094	2
65.	3:08'19.310	2'39.050 (5)	43.612	26.357	59.801	29.280	186.894	2
66.	3:10'58.360	<b>B 2'38.711</b> (1)	43.274	25.989	1'00.369	29.079	187.692	2
67.	3:13'37.071							



JP250 4時間耐久  
ロードレース

MFJ承認競技会

**FUN&RUN! 2-Wheels**



JP250 DUNLOP OFFICIAL TYRE SUPPLIER

JP250 鈴鹿4時間耐久ロードレース 決勝レース

2024 / 11 / 24



SUZUKA CIRCUIT

個別ラップ表

Weather :Fine

Full Course 2-Wheels(5,821m)

Track :Dry

No	12	Best Time	2'41.201	129.997 km/h
Name	増田/大竹	Total Time	3:12'44.606	67 Laps
Team	加藤と大竹&KDC	Average Lap Time	2'52.534	
Type	Honda/CBR250RR	Today's Rank	17 / 45	
		Today's Top Time	2'32.807	137.138 km/h

No	12 (Driver1)	Best Time	2'41.201	129.997 km/h
Name	増田 啓太	Total Time	1:02'38.804	21 Laps
Team	加藤と大竹&KDC	Average Lap Time	2'59.073	
Type	Honda/CBR250RR	Today's Rank	51 / 120	
		Today's Top Time	2'29.475	140.195 km/h

No	12 (Driver2)	Best Time	2'41.308	129.910 km/h
Name	大竹 洋司	Total Time	2:10'05.802	46 Laps
Team	加藤と大竹&KDC	Average Lap Time	2'46.840	
Type	Honda/CBR250RR	Today's Rank	53 / 120	
		Today's Top Time	2'29.475	140.195 km/h

Lap	Passing Time	Lap Time	Sec1	Sec2	Sec3	Sec4	km/h	Driver No
			54.783	28.169	1'02.842	31.543	186.102	1
1.	2'57.337							
2.	7'05.630	4'08.293 (64)	50.917	52.064	1'33.182	52.130	65.995	1
3.	11'14.588	4'08.958 (65)	1'13.806	41.425	1'27.463	46.264	86.713	1
4.	15'22.539	4'07.951 (63)	1'06.965	43.674	1'30.893	46.419	83.657	1
		Pit						
5.	20'20.540	4'58.001 (66)	2'56.969	27.652	1'03.075	30.305	180.370	2
6.	23'06.058	2'45.518 (51)	45.357	27.340	1'02.759	30.062	181.488	2
7.	25'50.972	2'44.914 (47)	45.049	27.252	1'02.309	30.304	183.000	2
8.	28'35.388	2'44.416 (41)	44.696	27.263	1'02.322	30.135	183.382	2
9.	31'21.074	2'45.686 (53)	45.289	27.932	1'02.532	29.933	183.766	2
10.	34'05.043	2'43.969 (31)	44.344	26.994	1'02.579	30.052	186.102	2
11.	36'47.751	2'42.708 (18)	44.253	26.976	1'01.546	29.933	184.151	2
12.	39'30.181	2'42.430 (13)	44.052	26.959	1'02.151	29.268	187.692	2
13.	42'11.919	2'41.738 (5)	43.917	26.676	1'01.525	29.620	184.926	2
14.	44'53.871	2'41.952 (9)	44.067	26.595	1'01.516	29.774	183.382	2
15.	47'38.518	2'44.647 (44)	43.966	28.502	1'02.805	29.374	183.000	2
16.	50'19.826	2'41.308 (2)	43.620	26.561	1'01.433	29.694	184.151	2
17.	53'01.286	2'41.460 (3)	43.541	27.064	1'01.218	29.637	186.102	2
18.	55'43.412	2'42.126 (10)	43.664	27.300	1'01.331	29.831	183.382	2
19.	58'25.561	2'42.149 (11)	43.800	26.739	1'01.075	30.535	185.708	2
20.	1:01'11.901	2'46.340 (57)	43.632	26.898	1'01.589	34.221	182.241	2
		Pit						
21.	1:04'53.538	3'41.637 (61)	1'39.945	28.114	1'03.216	30.362	175.329	2
22.	1:07'38.251	2'44.713 (45)	44.038	27.435	1'02.911	30.329	180.000	2
23.	1:10'24.016	2'45.765 (54)	44.959	27.281	1'02.733	30.792	184.926	2



JP250 4時間耐久  
ロードレース

MFJ承認競技会

FUN&RUN! 2-Wheels



JP250 DUNLOP OFFICIAL TYRE SUPPLIER

JP250 鈴鹿4時間耐久ロードレース 決勝レース

2024 / 11 / 24 :



SUZUKA CIRCUIT

個別ラップ表

Weather :Fine

Full Course 2-Wheels(5,821m)

Track :Dry

Lap	Passing Time	Lap Time	Sec1	Sec2	Sec3	Sec4	km/h	Driver No
24.	1:13'07.356	2'43.340 (23)	44.462	26.649	1'02.141	30.088	181.863	2
25.	1:15'51.362	2'44.006 (33)	44.000	27.140	1'02.211	30.655	185.708	2
26.	1:18'34.973	2'43.611 (26)	43.212	26.812	1'03.163	30.424	182.241	2
27.	1:21'19.079	2'44.106 (36)	44.055	27.109	1'02.255	30.687	181.113	2
28.	1:24'02.914	2'43.835 (30)	43.750	27.171	1'02.723	30.191	179.632	2
29.	1:26'47.166	2'44.252 (38)	43.984	26.942	1'02.769	30.557	180.741	2
30.	1:29'30.391	2'43.225 (22)	43.881	27.077	1'01.922	30.345	180.741	2
31.	1:32'12.592	2'42.201 (12)	43.808	26.825	1'01.993	29.575	185.316	2
32.	1:34'57.086	2'44.494 (42)	43.229	27.011	1'04.221	30.033	185.708	2
33.	1:37'39.779	2'42.693 (16)	44.217	26.930	1'01.902	29.644	184.151	2
34.	1:40'21.545	2'41.766 (7)	43.230	27.534	1'01.133	29.869	186.497	2
35.	1:43'05.634	2'44.089 (35)	44.062	26.997	1'03.028	30.002	183.382	2
36.	1:45'49.420	2'43.786 (29)	44.620	26.615	1'02.397	30.154	181.488	2
37.	1:48'41.294	Pit 2'51.874 (59)	43.669	26.693	1'03.210	38.302	176.740	2
38.	1:52'22.410	3'41.116 (60)	1'40.745	27.173	1'02.624	30.574	180.741	1
39.	1:55'06.678	2'44.268 (39)	44.770	27.026	1'02.407	30.065	181.113	1
40.	1:57'50.351	2'43.673 (27)	44.100	27.240	1'02.592	29.741	181.488	1
41.	2:00'33.268	2'42.917 (19)	44.212	26.927	1'02.032	29.746	183.766	1
42.	2:03'16.715	2'43.447 (25)	43.996	27.011	1'02.170	30.270	182.620	1
43.	2:05'59.914	2'43.199 (21)	44.157	26.798	1'01.747	30.497	182.241	1
44.	2:08'42.609	2'42.695 (17)	44.268	26.750	1'01.757	29.920	183.382	1
45.	2:11'25.730	2'43.121 (20)	44.225	26.680	1'02.235	29.981	183.766	1
46.	2:14'06.931	<b>B 2'41.201</b> (1)	43.916	26.526	1'01.351	29.408	183.000	1
47.	2:16'48.769	2'41.838 (8)	43.942	26.720	1'01.214	29.962	185.708	1
48.	2:19'33.573	2'44.804 (46)	44.023	28.692	1'02.455	29.634	183.000	1
49.	2:22'15.207	2'41.634 (4)	43.945	26.659	1'01.448	29.582	183.000	1
50.	2:24'56.972	2'41.765 (6)	43.807	26.713	1'01.339	29.906	184.538	1
51.	2:27'39.471	2'42.499 (14)	44.000	26.933	1'02.042	29.524	183.000	1
52.	2:30'22.050	2'42.579 (15)	43.974	26.529	1'01.831	30.245	181.863	1
53.	2:33'07.184	2'45.134 (49)	43.525	26.651	1'01.381	33.577	185.316	1
54.	2:35'57.559	Pit 2'50.375 (58)	44.448	26.737	1'02.246	36.944	178.537	1



JP250 4時間耐久  
ロードレース

MFJ承認競技会

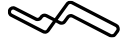
**FUN&RUN! 2-Wheels**



JP250 DUNLOP OFFICIAL TYRE SUPPLIER

JP250 鈴鹿4時間耐久ロードレース 決勝レース

2024 / 11 / 24 :



SUZUKA CIRCUIT

個別ラップ表

Weather :Fine

Full Course 2-Wheels(5,821m)

Track :Dry

Lap	Passing Time	Lap Time	Sec1	Sec2	Sec3	Sec4	km/h	Driver No
		3'50.771 (62)	1'48.809	27.524	1'03.094	31.344	183.766	2
55.	2:39'48.330	2'43.761 (28)	43.388	27.236	1'02.607	30.530	181.113	2
56.	2:42'32.091	2'46.084 (56)	44.482	27.631	1'03.337	30.634	178.900	2
57.	2:45'18.175	2'44.641 (43)	43.815	27.198	1'02.963	30.665	179.265	2
58.	2:48'02.816	2'45.789 (55)	44.399	27.416	1'03.268	30.706	180.370	2
59.	2:50'48.605	2'44.414 (40)	44.140	26.890	1'02.780	30.604	178.900	2
60.	2:53'33.019	2'45.475 (50)	44.698	27.263	1'03.196	30.318	178.537	2
61.	2:56'18.494	2'45.552 (52)	44.394	27.444	1'02.968	30.746	178.537	2
62.	2:59'04.046	2'44.194 (37)	43.981	26.808	1'02.861	30.544	181.113	2
63.	3:01'48.240	2'43.991 (32)	43.628	27.051	1'02.820	30.492	180.741	2
64.	3:04'32.231	2'44.022 (34)	44.009	26.891	1'02.340	30.782	183.382	2
65.	3:07'16.253	2'43.426 (24)	44.019	27.400	1'02.077	29.930	184.926	2
66.	3:09'59.679	2'44.927 (48)	44.133	27.591	1'03.016	30.187	185.316	2
67.	3:12'44.606							





JP250 4時間耐久  
ロードレース

MFJ承認競技会

**FUN&RUN! 2-Wheels**



JP250 DUNLOP OFFICIAL TYRE SUPPLIER

JP250 鈴鹿4時間耐久ロードレース 決勝レース

2024 / 11 / 24 :



SUZUKA CIRCUIT

個別ラップ表

Weather :Fine

Full Course 2-Wheels(5,821m)

Track :Dry

No	13	Best Time	2'39.828	131.113 km/h
Name	宗石/川村	Total Time	3:13'34.824	46 Laps
Team	○宗&WING13	Average Lap Time	4'14.079	
Type	Honda/CBR250RR	Today's Rank	14 / 45	
		Today's Top Time	2'32.807	137.138 km/h
No	13 (Driver1)	Best Time	2'39.828	131.113 km/h
Name	宗石 忠久	Total Time	2:04'53.902	24 Laps
Team	○宗&WING13	Average Lap Time	5'17.940	
Type	Honda/CBR250RR	Today's Rank	44 / 120	
		Today's Top Time	2'29.475	140.195 km/h
No	13 (Driver2)	Best Time	2'44.434	127.441 km/h
Name	川村 雄二	Total Time	1:08'40.922	22 Laps
Team	○宗&WING13	Average Lap Time	3'06.627	
Type	Honda/CBR250RR	Today's Rank	82 / 120	
		Today's Top Time	2'29.475	140.195 km/h

Lap	Passing Time	Lap Time	Sec1	Sec2	Sec3	Sec4	km/h	Driver No
			56.185	28.669	1'03.099	33.316	164.494	1
1.	3'01.269		48.310	52.970	1'32.874	51.638	64.636	1
2.	7'07.061	4'05.792 (41)	1'14.514	41.515	1'27.408	45.989	94.655	1
3.	11'16.487	4'06.763 (42)	1'06.535	43.953	1'31.000	45.275	73.877	1
4.	15'23.250	3'27.219 (37)	1'10.673	44.037	1'01.831	30.678	191.373	1
5.	18'50.469	2'42.420 (11)	44.230	26.883	1'00.924	30.383	190.542	1
6.	21'32.889	2'41.975 (9)	43.988	26.717	1'00.880	30.390	181.488	1
7.	24'14.864	2'41.830 (7)	43.923	26.815	1'01.006	30.086	180.000	1
8.	26'56.694	2'42.057 (10)	43.911	26.714	1'01.195	30.237	181.488	1
9.	29'38.751	2'44.478 (14)	44.927	27.487	1'01.776	30.288	179.265	1
10.	32'23.229	2'42.865 (12)	44.288	27.084	1'01.262	30.231	178.537	1
11.	35'06.094	2'50.501 (31)	44.106	26.712	1'01.180	38.503	174.980	1
12.	37'56.595	Pit						
13.	41'18.351	3'21.756 (36)	1'20.456	27.868	1'02.824	30.608	181.113	2
14.	44'03.614	2'45.263 (24)	45.323	27.349	1'02.276	30.315	181.113	2
15.	46'48.310	2'44.696 (16)	45.302	27.070	1'02.086	30.238	180.370	2
16.	49'34.209	2'45.899 (28)	44.823	27.728	1'03.177	30.171	181.488	2
17.	52'18.740	2'44.531 (15)	44.965	27.027	1'02.054	30.485	181.113	2
18.	55'04.149	2'45.409 (25)	45.971	27.373	1'02.032	30.033	183.000	2
19.	57'48.919	2'44.770 (18)	44.642	27.349	1'02.591	30.188	180.370	2
20.	1:00'33.863	2'44.944 (20)	45.017	27.166	1'02.235	30.526	180.000	2
21.	1:03'19.700	2'45.837 (27)	44.830	27.132	1'03.237	30.638	181.113	2
22.	1:06'04.707	2'45.007 (21)	45.103	27.173	1'02.373	30.358	180.000	2
23.	1:09'03.823	2'59.116 (34)	45.008	27.080	1'03.074	43.954	178.537	2
		Pit						



JP250 4時間耐久  
ロードレース

MFJ承認競技会

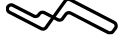
FUN&RUN! 2-Wheels



JP250 DUNLOP OFFICIAL TYRE SUPPLIER

JP250 鈴鹿4時間耐久ロードレース 決勝レース

2024 / 11 / 24 :



SUZUKA CIRCUIT

個別ラップ表

Weather :Fine

Full Course 2-Wheels(5,821m)

Track :Dry

Lap	Passing Time	Lap Time	Sec1	Sec2	Sec3	Sec4	km/h	Driver No
24.	1:12'48.176	3'44.353 (39)	1'45.051	26.736	1'02.442	30.124	180.370	1
25.	1:15'29.196	2'41.020 (5)	44.132	26.566	1'00.095	30.227	179.265	1
26.	1:18'09.268	2'40.072 (2)	43.649	25.848	1'00.429	30.146	179.265	1
27.	1:20'50.241	2'40.973 (4)	43.551	26.374	1'00.857	30.191	178.537	1
28.	1:23'30.858	2'40.617 (3)	43.691	26.294	1'00.796	29.836	180.741	1
29.	1:26'12.792	2'41.934 (8)	43.822	26.466	1'01.527	30.119	179.632	1
30.	1:28'54.168	2'41.376 (6)	43.691	26.599	1'00.955	30.131	183.382	1
31.	1:31'33.996	<b>B 2'39.828</b> (1)	43.410	26.023	1'00.177	30.218	186.894	1
32.	1:34'23.716	2'49.720 (30)	43.799	26.379	1'02.498	37.044	179.632	1
33.	1:37'43.120	Pit 3'19.404 (35)	1'19.700	26.930	1'02.405	30.369	181.863	2
34.	1:40'27.957	2'44.837 (19)	44.791	27.289	1'02.540	30.217	181.488	2
35.	1:43'13.189	2'45.232 (23)	45.476	27.488	1'01.921	30.347	180.741	2
36.	1:45'57.951	2'44.762 (17)	44.972	27.180	1'02.315	30.295	179.265	2
37.	1:48'43.689	2'45.738 (26)	44.876	27.066	1'03.060	30.736	177.455	2
38.	1:51'28.869	2'45.180 (22)	45.254	27.271	1'02.330	30.325	179.265	2
39.	1:54'19.469	2'50.600 (32)	50.807	27.165	1'02.349	30.279	177.814	2
40.	1:57'03.903	2'44.434 (13)	44.567	26.848	1'02.851	30.168	181.863	2
41.	2:01'05.363	Pit 4'01.460 (40)	45.330	26.917	1'01.916	1'47.297	184.538	2
42.	2:56'27.468	55'22.105 (45)	53'15.228	29.680	1'05.521	31.676	176.740	1
43.	2:59'14.424	2'46.956 (29)	45.130	28.002	1'01.930	31.894	180.000	1
44.	3:02'42.777	Pit 3'28.353 (38)	54.248	31.461	1'17.361	45.283	116.344	1
45.	3:10'42.552	7'59.775 (44)	5'54.038	28.947	1'04.971	31.819	173.941	2
46.	3:13'34.824	2'52.272 (33)	47.106	28.450	1'04.985	31.731	176.386	2



JP250 4時間耐久  
ロードレース

MFJ承認競技会

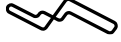
**FUN&RUN! 2-Wheels**



JP250 DUNLOP OFFICIAL TYRE SUPPLIER

JP250 鈴鹿4時間耐久ロードレース 決勝レース

2024 / 11 / 24 :



SUZUKA CIRCUIT

個別ラップ表

Weather :Fine

Full Course 2-Wheels(5,821m)

Track :Dry

No	14	Best Time	2'37.276	133.241 km/h
Name	南/坂尾	Total Time	3:11'36.808	68 Laps
Team	misolution	Average Lap Time	2'48.957	
Type	Honda/CBR250RR	Today's Rank	9 / 45	
		Today's Top Time	2'32.807	137.138 km/h
No	14 (Driver1)	Best Time	2'37.276	133.241 km/h
Name	南 裕之	Total Time	2:09'24.314	46 Laps
Team	misolution	Average Lap Time	2'48.614	
Type	Honda/CBR250RR	Today's Rank	32 / 120	
		Today's Top Time	2'29.475	140.195 km/h
No	14 (Driver2)	Best Time	2'41.977	129.374 km/h
Name	坂尾 智博	Total Time	1:02'12.494	22 Laps
Team	misolution	Average Lap Time	2'46.610	
Type	Honda/CBR250RR	Today's Rank	59 / 120	
		Today's Top Time	2'29.475	140.195 km/h

Lap	Passing Time	Lap Time	Sec1	Sec2	Sec3	Sec4	km/h	Driver No
			53.815	28.744	1'01.768	32.319	188.094	1
1.	2'56.646							
2.	7'05.068	4'08.422 (66)	51.191	52.042	1'33.196	51.993	66.798	1
3.	11'14.092	4'09.024 (67)	1'13.966	41.551	1'27.408	46.099	85.116	1
4.	15'21.192	4'07.100 (65)	1'06.940	43.721	1'30.961	45.478	79.278	1
5.	18'48.293	3'27.101 (61)	1'10.525	45.445	1'01.480	29.651	186.894	1
6.	21'29.943	2'41.650 (34)	44.010	27.051	1'00.862	29.727	183.766	1
7.	24'10.353	2'40.410 (31)	43.849	26.549	1'00.783	29.229	180.370	1
8.	26'50.250	2'39.897 (26)	43.148	26.386	1'00.714	29.649	182.241	1
9.	29'30.160	2'39.910 (27)	43.426	26.609	1'00.639	29.236	183.766	1
10.	32'08.910	2'38.750 (11)	43.127	26.227	1'00.103	29.293	186.102	1
11.	34'48.155	2'39.245 (20)	43.534	26.531	59.754	29.426	185.708	1
12.	37'28.462	2'40.307 (28)	43.051	26.171	1'01.786	29.299	184.538	1
13.	40'07.120	2'38.658 (10)	42.851	26.079	59.976	29.752	186.497	1
14.	42'45.920	2'38.800 (12)	43.170	26.156	59.834	29.640	184.538	1
15.	45'25.135	2'39.215 (19)	43.044	26.424	1'00.718	29.029	185.316	1
16.	48'02.997	2'37.862 (3)	42.443	26.222	59.706	29.491	188.094	1
17.	50'41.434	2'38.437 (7)	42.618	26.172	1'00.145	29.502	185.708	1
18.	53'19.985	2'38.551 (8)	42.653	26.111	1'00.108	29.679	185.708	1
19.	55'59.440	2'39.455 (21)	43.661	26.461	1'00.058	29.275	183.766	1
20.	58'38.084	2'38.644 (9)	42.744	26.594	59.853	29.453	186.102	1
21.	1:01'17.214	2'39.130 (17)	42.937	26.060	1'00.672	29.461	181.863	1
22.	1:03'56.178	2'38.964 (13)	43.111	26.036	1'00.359	29.458	185.708	1
23.	1:06'33.872	2'37.694 (2)	42.739	26.098	59.834	29.023	184.926	1



JP250 4時間耐久  
ロードレース

MFJ承認競技会

FUN&RUN! 2-Wheels



JP250 DUNLOP OFFICIAL TYRE SUPPLIER

JP250 鈴鹿4時間耐久ロードレース 決勝レース

2024 / 11 / 24 :

SUZUKA CIRCUIT

個別ラップ表

Weather :Fine

Full Course 2-Wheels(5,821m)

Track :Dry

Lap	Passing Time	Lap Time	Sec1	Sec2	Sec3	Sec4	km/h	Driver No
		2'46.459 (57)	42.545	27.309	1'00.697	35.908	178.537	1
24.	1:09'20.331 Pit	3'53.672 (64)	1'53.767	26.932	1'02.511	30.462	181.488	2
25.	1:13'14.003	2'45.541 (56)	44.976	27.847	1'02.007	30.711	184.538	2
26.	1:15'59.544	2'43.572 (52)	43.832	26.619	1'02.694	30.427	185.708	2
27.	1:18'43.116	2'42.087 (38)	43.890	26.800	1'01.362	30.035	183.000	2
28.	1:21'25.203	2'42.346 (39)	44.128	26.535	1'01.742	29.941	185.316	2
29.	1:24'07.549	2'43.498 (49)	43.819	26.490	1'03.134	30.055	180.741	2
30.	1:26'51.047	2'43.068 (47)	43.994	26.830	1'02.304	29.940	183.766	2
31.	1:29'34.115	2'42.507 (42)	43.901	26.429	1'01.968	30.209	182.620	2
32.	1:32'16.622	2'42.040 (37)	43.770	26.658	1'01.512	30.100	189.310	2
33.	1:34'58.662	2'42.374 (40)	43.952	26.731	1'01.794	29.897	184.151	2
34.	1:37'41.036	2'52.268 (60)	43.505	26.465	1'03.069	39.229	182.241	2
35.	1:40'33.304 Pit	3'51.103 (63)	1'53.047	26.615	1'01.834	29.607	183.766	1
36.	1:44'24.407	2'42.658 (45)	43.252	27.562	1'02.308	29.536	182.241	1
37.	1:47'07.065	2'46.807 (58)	44.106	26.557	1'01.189	34.955	185.316	1
38.	1:49'53.872	2'42.512 (43)	44.013	27.956	1'00.790	29.753	181.488	1
39.	1:52'36.384	2'40.776 (32)	43.674	26.311	1'01.096	29.695	180.000	1
40.	1:55'17.160	2'45.241 (55)	44.230	26.116	1'00.947	33.948	181.488	1
41.	1:58'02.401	2'40.392 (30)	43.079	26.423	1'01.245	29.645	181.113	1
42.	2:00'42.793	2'39.467 (22)	42.878	26.345	1'00.962	29.282	181.863	1
43.	2:03'22.260	2'39.679 (24)	42.950	26.427	1'00.755	29.547	181.488	1
44.	2:06'01.939	2'40.366 (29)	42.725	26.488	1'01.491	29.662	183.382	1
45.	2:08'42.305	2'40.893 (33)	43.118	26.836	1'01.315	29.624	183.000	1
46.	2:11'23.198	2'39.722 (25)	43.244	26.360	1'00.695	29.423	181.113	1
47.	2:14'02.920	2'39.054 (14)	43.270	26.402	1'00.132	29.250	185.316	1
48.	2:16'41.974	2'38.060 (5)	42.825	26.145	59.806	29.284	185.316	1
49.	2:19'20.034	<b>B 2'37.276</b> (1)	42.466	25.825	59.905	29.080	184.538	1
50.	2:21'57.310	2'37.891 (4)	42.769	25.788	59.964	29.370	188.094	1
51.	2:24'35.201	2'39.108 (16)	43.300	26.179	1'00.056	29.573	184.538	1
52.	2:27'14.309	2'39.532 (23)	43.215	26.312	1'00.341	29.664	181.113	1
53.	2:29'53.841	2'39.142 (18)	43.056	26.349	1'00.465	29.272	181.488	1
54.	2:32'32.983							



JP250 4時間耐久  
ロードレース

MFJ承認競技会

**FUN&RUN! 2-Wheels**



JP250 DUNLOP OFFICIAL TYRE SUPPLIER

JP250 鈴鹿4時間耐久ロードレース 決勝レース

2024 / 11 / 24 :



SUZUKA CIRCUIT

個別ラップ表

Weather :Fine

Full Course 2-Wheels(5,821m)

Track :Dry

Lap	Passing Time	Lap Time	Sec1	Sec2	Sec3	Sec4	km/h	Driver No
		2'38.351 (6)	42.955	25.978	1'00.103	29.315	183.766	1
55.	2:35'11.334	2'39.061 (15)	43.073	26.102	1'00.752	29.134	182.620	1
56.	2:37'50.395	2'46.892 (59)	43.278	26.421	1'00.366	36.827	178.174	1
57.	2:40'37.287	Pit						
		3'49.559 (62)	1'50.308	26.974	1'01.880	30.397	182.241	2
58.	2:44'26.846	2'43.902 (53)	44.400	27.186	1'02.248	30.068	185.708	2
59.	2:47'10.748	2'42.006 (36)	44.071	26.559	1'01.692	29.684	182.620	2
60.	2:49'52.754	2'43.984 (54)	45.277	27.100	1'01.680	29.927	182.241	2
61.	2:52'36.738	2'42.587 (44)	43.920	26.679	1'01.948	30.040	181.113	2
62.	2:55'19.325	2'43.522 (51)	43.960	27.244	1'02.288	30.030	181.863	2
63.	2:58'02.847	2'42.823 (46)	43.875	26.654	1'01.891	30.403	183.000	2
64.	3:00'45.670	2'43.239 (48)	43.966	26.733	1'02.247	30.293	180.000	2
65.	3:03'28.909	2'42.406 (41)	43.651	26.762	1'01.967	30.026	185.708	2
66.	3:06'11.315	2'41.977 (35)	43.484	26.679	1'01.084	30.730	184.538	2
67.	3:08'53.292	2'43.516 (50)	44.359	27.231	1'01.757	30.169	182.620	2
68.	3:11'36.808							



JP250 4時間耐久  
ロードレース

MFJ承認競技会

**FUN&RUN! 2-Wheels**



JP250 DUNLOP OFFICIAL TYRE SUPPLIER

JP250 鈴鹿4時間耐久ロードレース 決勝レース

2024 / 11 / 24 :



SUZUKA CIRCUIT

個別ラップ表

Weather :Fine

Full Course 2-Wheels(5,821m)

Track :Dry

No	15	Best Time	2'44.312	127.535 km/h
Name	神田/松村	Total Time	3:11'30.177	64 Laps
Team	ホンダドリーム東広島RT	Average Lap Time	2'59.314	
Type	Honda/CBR250RR	Today's Rank	31 / 45	
		Today's Top Time	2'32.807	137.138 km/h
No	15 (Driver1)	Best Time	2'44.312	127.535 km/h
Name	神田 裕三	Total Time	1:53'21.150	38 Laps
Team	ホンダドリーム東広島RT	Average Lap Time	2'58.588	
Type	Honda/CBR250RR	Today's Rank	80 / 120	
		Today's Top Time	2'29.475	140.195 km/h
No	15 (Driver2)	Best Time	2'52.002	121.833 km/h
Name	松村 武	Total Time	1:18'09.027	26 Laps
Team	ホンダドリーム東広島RT	Average Lap Time	2'57.531	
Type	Honda/CBR250RR	Today's Rank	116 / 120	
		Today's Top Time	2'29.475	140.195 km/h

Lap	Passing Time	Lap Time	Sec1	Sec2	Sec3	Sec4	km/h	Driver No
			1'03.789	30.433	1'03.248	35.914	183.000	1
1.	3'13.384							1
2.	7'18.367	4'04.983 (59)	47.948	50.156	1'28.706	58.173	58.677	1
3.	11'27.898	4'09.531 (62)	1'11.180	43.769	1'27.865	46.717	123.025	1
4.	15'33.946	4'06.048 (60)	1'03.054	44.174	1'30.794	48.026	56.854	1
5.	19'03.241	3'29.295 (56)	1'08.110	45.121	1'04.144	31.920	183.382	1
6.	21'51.276	2'48.035 (26)	45.983	27.561	1'03.398	31.093	184.538	1
7.	24'38.828	2'47.552 (22)	45.983	27.436	1'03.294	30.839	180.741	1
8.	27'25.554	2'46.726 (18)	45.770	27.209	1'02.821	30.926	183.382	1
9.	30'12.025	2'46.471 (16)	45.255	27.711	1'02.906	30.599	183.766	1
10.	32'57.668	2'45.643 (10)	45.521	27.470	1'02.369	30.283	184.538	1
11.	35'44.093	2'46.425 (15)	45.358	27.370	1'02.695	31.002	181.863	1
12.	38'29.975	2'45.882 (13)	45.122	27.385	1'02.289	31.086	184.538	1
13.	41'28.744	2'58.769 (52)	44.740	27.546	1'02.918	43.565	183.382	1
		Pit						
14.	45'39.480	4'10.736 (63)	2'03.044	29.730	1'05.564	32.398	171.898	2
15.	48'34.154	2'54.674 (48)	47.808	29.563	1'05.156	32.147	172.235	2
16.	51'28.801	2'54.647 (47)	47.405	29.446	1'05.349	32.447	176.386	2
17.	54'22.513	2'53.712 (40)	46.786	29.235	1'05.721	31.970	173.597	2
18.	57'16.448	2'53.935 (42)	47.115	28.879	1'05.654	32.287	174.632	2
19.	1:00'12.174	2'55.726 (50)	46.951	29.490	1'06.000	33.285	171.228	2
20.	1:03'06.935	2'54.761 (49)	47.084	29.172	1'05.588	32.917	167.634	2
21.	1:05'58.937	2'52.002 (30)	46.642	28.988	1'04.792	31.580	174.980	2
22.	1:08'53.061	2'54.124 (44)	47.020	29.324	1'04.798	32.982	172.235	2
23.	1:11'45.397	2'52.336 (31)	47.213	29.244	1'04.762	31.117	175.680	2



JP250 4時間耐久  
ロードレース

MFJ承認競技会

FUN&RUN! 2-Wheels



JP250 DUNLOP OFFICIAL TYRE SUPPLIER

JP250 鈴鹿4時間耐久ロードレース 決勝レース

2024 / 11 / 24 :



SUZUKA CIRCUIT

個別ラップ表

Weather :Fine

Full Course 2-Wheels(5,821m)

Track :Dry

Lap	Passing Time	Lap Time	Sec1	Sec2	Sec3	Sec4	km/h	Driver No
24.	1:14'38.723	2'53.326 (36)	47.138	29.057	1'05.091	32.040	170.895	2
25.	1:17'42.224	3'03.501 (55)	47.096	29.426	1'04.845	42.134	162.968	2
26.	1:21'38.306	3'56.082 (58)	1'53.539	28.091	1'03.787	30.665	180.741	1
27.	1:24'27.281	2'48.975 (28)	44.450	28.110	1'04.865	31.550	178.174	1
28.	1:27'11.896	2'44.615 (2)	44.649	27.477	1'02.114	30.375	182.620	1
29.	1:29'56.208	<b>B 2'44.312</b> (1)	44.377	27.121	1'02.298	30.516	180.741	1
30.	1:32'41.499	2'45.291 (9)	44.690	27.347	1'02.661	30.593	181.863	1
31.	1:35'26.622	2'45.123 (5)	44.861	26.968	1'02.853	30.441	181.488	1
32.	1:38'11.767	2'45.145 (7)	44.522	27.224	1'02.820	30.579	180.000	1
33.	1:40'56.920	2'45.153 (8)	44.684	27.414	1'02.553	30.502	179.265	1
34.	1:43'42.044	2'45.124 (6)	44.522	27.324	1'02.695	30.583	180.370	1
35.	1:46'27.135	2'45.091 (4)	44.632	27.146	1'02.594	30.719	176.386	1
36.	1:49'12.801	2'45.666 (11)	44.893	27.120	1'02.945	30.708	177.814	1
37.	1:51'57.828	2'45.027 (3)	44.540	26.998	1'02.552	30.937	178.174	1
38.	1:54'43.597	2'45.769 (12)	45.022	27.353	1'02.761	30.633	180.741	1
39.	1:57'29.860	2'46.263 (14)	44.624	27.211	1'03.161	31.267	181.113	1
40.	2:00'30.169	3'00.309 (53)	45.260	27.994	1'03.067	43.988	178.174	1
41.	2:04'38.594	4'08.425 (61)	2'00.654	29.835	1'05.824	32.112	172.235	2
42.	2:07'35.517	2'56.923 (51)	48.653	29.673	1'06.483	32.114	172.574	2
43.	2:10'29.105	2'53.588 (38)	47.341	29.068	1'05.226	31.953	173.597	2
44.	2:13'23.156	2'54.051 (43)	47.446	29.267	1'05.215	32.123	176.386	2
45.	2:16'16.288	2'53.132 (33)	46.656	29.185	1'04.966	32.325	179.632	2
46.	2:19'09.958	2'53.670 (39)	47.000	29.459	1'05.231	31.980	175.680	2
47.	2:22'03.120	2'53.162 (34)	46.592	29.050	1'05.403	32.117	172.574	2
48.	2:24'56.971	2'53.851 (41)	46.809	29.108	1'05.505	32.429	174.286	2
49.	2:27'51.242	2'54.271 (45)	47.493	29.798	1'05.078	31.902	174.632	2
50.	2:30'44.575	2'53.333 (37)	46.685	29.189	1'04.660	32.799	168.923	2
51.	2:33'37.240	2'52.665 (32)	46.914	28.930	1'05.264	31.557	174.632	2
52.	2:36'30.442	2'53.202 (35)	46.410	28.997	1'06.117	31.678	176.386	2
53.	2:39'24.738	2'54.296 (46)	47.008	29.444	1'05.722	32.122	174.980	2
54.	2:42'25.716	3'00.978 (54)	46.939	28.877	1'04.727	40.435	164.187	2



JP250 4時間耐久  
ロードレース

MFJ承認競技会

**FUN&RUN! 2-Wheels**



JP250 DUNLOP OFFICIAL TYRE SUPPLIER

JP250 鈴鹿4時間耐久ロードレース 決勝レース

2024 / 11 / 24 :



SUZUKA CIRCUIT

個別ラップ表

Weather :Fine

Full Course 2-Wheels(5,821m)

Track :Dry

Lap	Passing Time	Lap Time	Sec1	Sec2	Sec3	Sec4	km/h	Driver No
		3'54.722 (57)	1'52.206	28.652	1'03.346	30.518	181.488	1
55.	2:46'20.438	2'47.387 (21)	45.724	27.515	1'03.140	31.008	180.000	1
56.	2:49'07.825	2'47.375 (20)	45.218	27.627	1'03.618	30.912	180.370	1
57.	2:51'55.200	2'47.725 (23)	45.381	27.825	1'03.555	30.964	179.632	1
58.	2:54'42.925	2'47.296 (19)	45.442	27.481	1'03.081	31.292	181.113	1
59.	2:57'30.221	2'48.376 (27)	46.687	27.744	1'03.319	30.626	180.741	1
60.	3:00'18.597	2'49.120 (29)	45.906	28.125	1'04.365	30.724	178.537	1
61.	3:03'07.717	2'48.011 (25)	45.648	27.715	1'03.473	31.175	182.241	1
62.	3:05'55.728	2'47.756 (24)	45.247	27.734	1'03.178	31.597	180.000	1
63.	3:08'43.484	2'46.693 (17)	45.385	27.803	1'02.957	30.548	180.741	1
64.	3:11'30.177							





JP250 4時間耐久  
ロードレース

MFJ承認競技会

**FUN&RUN! 2-Wheels**



JP250 DUNLOP OFFICIAL TYRE SUPPLIER

JP250 鈴鹿4時間耐久ロードレース 決勝レース

2024 / 11 / 24 :



SUZUKA CIRCUIT

個別ラップ表

Weather :Fine

Full Course 2-Wheels(5,821m)

Track :Dry

No	16	Best Time	2'51.063	122.502 km/h
Name	安平明/安平淳	Total Time	3:12'42.254	63 Laps
Team	HS日野+ヒ Racing!! Ybrothers	Average Lap Time	3'03.323	
Type	Honda/CBR250RR	Today's Rank	42 / 45	
		Today's Top Time	2'32.807	137.138 km/h
No	16 (Driver1)	Best Time	2'51.300	122.333 km/h
Name	安平 明彦	Total Time	1:51'37.981	36 Laps
Team	HS日野+ヒ Racing!! Ybrothers	Average Lap Time	3'05.765	
Type	Honda/CBR250RR	Today's Rank	113 / 120	
		Today's Top Time	2'29.475	140.195 km/h
No	16 (Driver2)	Best Time	2'51.063	122.502 km/h
Name	安平 淳一	Total Time	1:21'04.273	27 Laps
Team	HS日野+ヒ Racing!! Ybrothers	Average Lap Time	2'57.638	
Type	Honda/CBR250RR	Today's Rank	112 / 120	
		Today's Top Time	2'29.475	140.195 km/h

Lap	Passing Time	Lap Time	Sec1	Sec2	Sec3	Sec4	km/h	Driver No
			1'03.543	30.471	1'07.047	35.120	157.702	1
1.	3'16.181		50.138	46.280	1'28.977	58.036	80.440	1
2.	7'19.612	4'03.431 (58)	1'11.028	44.116	1'28.069	46.384	124.068	1
3.	11'29.209	4'05.783 (60)	1'02.943	43.736	1'31.069	48.035	58.560	1
4.	15'34.992	3'30.934 (55)	1'08.397	44.860	1'05.930	31.747	178.900	1
5.	19'05.926	2'54.847 (36)	47.939	29.685	1'06.012	31.211	177.097	1
6.	22'00.773	2'55.949 (45)	48.727	28.978	1'05.643	32.601	174.632	1
7.	24'56.722	2'54.111 (32)	47.489	28.750	1'05.317	32.555	174.632	1
8.	27'50.833	2'53.551 (29)	47.597	29.583	1'05.148	31.223	177.814	1
9.	30'44.384	2'52.992 (20)	47.584	28.646	1'05.015	31.747	174.980	1
10.	33'37.376	2'52.699 (16)	47.234	28.354	1'05.638	31.473	177.097	1
11.	36'30.075	2'52.385 (10)	46.937	28.720	1'05.279	31.449	177.097	1
12.	39'22.460	2'52.292 (9)	48.274	28.214	1'04.676	31.128	177.814	1
13.	42'14.752	3'08.590 (53)	47.021	28.260	1'04.995	48.314	171.898	1
14.	45'23.342	Pit						
15.	49'29.024	4'05.682 (59)	1'57.097	30.921	1'06.415	31.249	178.174	2
16.	52'27.395	2'58.371 (50)	49.150	30.197	1'07.485	31.539	178.174	2
17.	55'22.806	2'55.411 (43)	48.699	29.529	1'06.226	30.957	177.814	2
18.	58'18.174	2'55.368 (42)	48.632	29.484	1'05.517	31.735	179.632	2
19.	1:01'13.311	2'55.137 (39)	48.609	29.538	1'05.372	31.618	178.537	2
20.	1:04'09.315	2'56.004 (46)	48.261	29.160	1'06.289	32.294	169.575	2
21.	1:07'04.378	2'55.063 (37)	48.241	29.296	1'05.589	31.937	172.574	2
22.	1:09'57.066	2'52.688 (15)	48.291	28.631	1'04.889	30.877	176.032	2
23.	1:12'49.209	2'52.143 (6)	47.320	28.796	1'05.319	30.708	172.235	2



JP250 4時間耐久  
ロードレース

MFJ承認競技会

FUN&RUN! 2-Wheels



JP250 DUNLOP OFFICIAL TYRE SUPPLIER

JP250 鈴鹿4時間耐久ロードレース 決勝レース

2024 / 11 / 24 :

 SUZUKA CIRCUIT  
Full Course 2-Wheels(5,821m)

個別ラップ表

Weather :Fine  
Track :Dry

Lap	Passing Time	Lap Time	Sec1	Sec2	Sec3	Sec4	km/h	Driver No
		2'54.366 (35)	47.698	28.961	1'06.548	31.159	172.574	2
24.	1:15'43.575	<b>B 2'51.063</b> (1)	46.880	28.485	1'04.652	31.046	180.000	2
25.	1:18'34.638	2'51.311 (3)	46.912	28.767	1'04.673	30.959	181.488	2
26.	1:21'25.949	3'05.009 (51)	46.563	28.479	1'04.796	45.171	162.968	2
27.	1:24'30.958	Pit						
		4'12.026 (62)	2'03.759	29.303	1'07.733	31.231	177.097	1
28.	1:28'42.984	2'52.423 (12)	47.615	28.340	1'04.639	31.829	178.174	1
29.	1:31'35.407	2'54.174 (33)	47.505	28.667	1'06.590	31.412	174.980	1
30.	1:34'29.581	2'53.282 (23)	47.206	28.177	1'06.753	31.146	178.537	1
31.	1:37'22.863	2'53.300 (24)	46.809	28.655	1'05.057	32.779	180.000	1
32.	1:40'16.163	2'51.300 (2)	47.181	28.531	1'04.575	31.013	179.632	1
33.	1:43'07.463	2'51.828 (5)	47.240	28.228	1'04.949	31.411	176.386	1
34.	1:45'59.291	2'52.264 (8)	47.820	28.085	1'05.071	31.288	173.941	1
35.	1:48'51.555	2'53.149 (21)	47.851	28.260	1'05.589	31.449	179.265	1
36.	1:51'44.704	2'51.617 (4)	46.784	28.315	1'04.843	31.675	173.941	1
37.	1:54'36.321	2'52.395 (11)	47.188	28.690	1'05.722	30.795	177.097	1
38.	1:57'28.716	2'52.425 (13)	46.284	28.794	1'05.933	31.414	176.740	1
39.	2:00'21.141	3'08.226 (52)	47.072	28.173	1'05.423	47.558	174.632	1
40.	2:03'29.367	Pit						
		4'03.213 (57)	1'57.723	29.524	1'05.026	30.940	178.537	2
41.	2:07'32.580	2'52.537 (14)	47.260	29.365	1'04.926	30.986	178.174	2
42.	2:10'25.117	2'53.480 (28)	48.599	28.952	1'04.767	31.162	180.741	2
43.	2:13'18.597	2'52.239 (7)	47.287	28.845	1'04.731	31.376	178.174	2
44.	2:16'10.836	2'52.830 (18)	48.579	28.904	1'04.149	31.198	179.265	2
45.	2:19'03.666	2'52.913 (19)	47.859	29.601	1'04.791	30.662	180.000	2
46.	2:21'56.579	2'53.383 (26)	47.982	28.901	1'05.520	30.980	176.386	2
47.	2:24'49.962	2'55.284 (41)	47.819	28.926	1'06.006	32.533	167.634	2
48.	2:27'45.246	2'56.120 (47)	49.053	29.120	1'05.180	32.767	158.556	2
49.	2:30'41.366	2'53.748 (31)	47.876	28.872	1'05.845	31.155	170.563	2
50.	2:33'35.114	2'54.311 (34)	47.904	29.158	1'05.220	32.029	172.574	2
51.	2:36'29.425	2'52.738 (17)	47.074	28.926	1'05.538	31.200	177.097	2
52.	2:39'22.163	2'53.259 (22)	47.806	28.729	1'05.068	31.656	178.537	2
53.	2:42'15.422	3'10.602 (54)	48.259	28.649	1'06.185	47.509	144.474	2
54.	2:45'26.024	Pit						



JP250 4時間耐久  
ロードレース

MFJ承認競技会

**FUN&RUN! 2-Wheels**



JP250 DUNLOP OFFICIAL TYRE SUPPLIER

JP250 鈴鹿4時間耐久ロードレース 決勝レース

2024 / 11 / 24 :



SUZUKA CIRCUIT

個別ラップ表

Weather :Fine

Full Course 2-Wheels(5,821m)

Track :Dry

Lap	Passing Time	Lap Time	Sec1	Sec2	Sec3	Sec4	km/h	Driver No
55.	2:49'22.513	3'56.489 (56)	1'50.228	28.744	1'05.854	31.663	174.632	1
56.	2:52'15.819	2'53.306 (25)	47.488	28.490	1'05.794	31.534	175.680	1
57.	2:55'12.034	2'56.215 (48)	47.750	28.748	1'07.756	31.961	176.032	1
58.	2:58'09.004	2'56.970 (49)	48.555	29.215	1'06.403	32.797	176.386	1
59.	3:01'04.719	2'55.715 (44)	50.041	28.640	1'05.474	31.560	180.370	1
60.	3:03'59.855	2'55.136 (38)	48.515	28.837	1'05.986	31.798	177.455	1
61.	3:06'55.100	2'55.245 (40)	48.401	28.787	1'06.512	31.545	176.386	1
62.	3:09'48.537	2'53.437 (27)	47.896	28.771	1'05.515	31.255	176.032	1
63.	3:12'42.254	2'53.717 (30)	47.707	29.043	1'05.570	31.397	177.455	1



JP250 4時間耐久  
ロードレース

MFJ承認競技会

FUN&RUN! 2-Wheels



JP250 DUNLOP OFFICIAL TYRE SUPPLIER

JP250 鈴鹿4時間耐久ロードレース 決勝レース

2024 / 11 / 24 :



SUZUKA CIRCUIT

個別ラップ表

Weather :Fine

Full Course 2-Wheels(5,821m)

Track :Dry

No	21	Best Time	2'36.225	134.137 km/h
Name	大橋/谷田	Total Time	3:12'57.375	69 Laps
Team	攻明なTSC+TEAM長野塾	Average Lap Time	2'47.121	
Type	Honda/CBR250RR	Today's Rank	3 / 45	
		Today's Top Time	2'32.807	137.138 km/h

No	21 (Driver1)	Best Time	2'36.225	134.137 km/h
Name	大橋 淳希	Total Time	1:43'08.422	36 Laps
Team	攻明なTSC+TEAM長野塾	Average Lap Time	2'50.723	
Type	Honda/CBR250RR	Today's Rank	22 / 120	
		Today's Top Time	2'29.475	140.195 km/h

No	21 (Driver2)	Best Time	2'37.504	133.048 km/h
Name	谷田 典雅	Total Time	1:29'48.953	33 Laps
Team	攻明なTSC+TEAM長野塾	Average Lap Time	2'41.190	
Type	Honda/CBR250RR	Today's Rank	33 / 120	
		Today's Top Time	2'29.475	140.195 km/h

Lap	Passing Time	Lap Time	Sec1	Sec2	Sec3	Sec4	km/h	Driver No
			1'20.647	29.286	1'06.169	37.005	118.703	1
1.	3'33.107							
2.	7'33.304	4'00.197 (66)	50.354	41.737	1'30.236	57.870	117.276	1
3.	11'42.817	4'09.513 (68)	1'07.875	46.167	1'33.249	42.222	135.347	1
4.	15'49.842	4'07.025 (67)	59.195	45.505	1'30.681	51.644	45.846	1
5.	19'06.902	3'17.060 (62)	1'03.194	41.490	1'02.310	30.066	191.373	1
6.	21'48.969	2'42.067 (55)	44.630	26.629	1'00.773	30.035	190.130	1
7.	24'30.086	2'41.117 (53)	43.842	27.014	1'00.435	29.826	192.632	1
8.	27'11.798	2'41.712 (54)	44.819	27.159	1'00.058	29.676	190.957	1
9.	29'50.061	2'38.263 (10)	43.009	26.409	59.499	29.346	193.907	1
10.	32'29.643	2'39.582 (35)	43.711	26.635	59.894	29.342	189.310	1
11.	35'08.966	2'39.323 (26)	43.371	26.550	59.992	29.410	187.692	1
12.	37'47.153	2'38.187 (6)	43.286	26.279	59.369	29.253	190.542	1
13.	40'25.530	2'38.377 (14)	43.096	26.335	59.789	29.157	190.542	1
14.	43'04.896	2'39.366 (28)	43.352	26.193	1'00.201	29.620	189.719	1
15.	45'43.093	2'38.197 (7)	43.187	26.325	59.585	29.100	189.719	1
16.	48'22.493	2'39.400 (30)	44.202	26.418	59.280	29.500	191.373	1
17.	51'01.203	2'38.710 (17)	42.849	26.187	1'00.037	29.637	190.957	1
18.	53'38.454	2'37.251 (2)	42.576	26.046	59.698	28.931	190.542	1
19.	56'14.679	<b>B 2'36.225</b> (1)	42.355	25.933	59.323	28.614	191.790	1
20.	58'52.335	2'37.656 (4)	42.670	26.144	59.784	29.058	189.310	1
21.	1:01'34.572	2'42.237 (58)	43.089	26.078	59.727	33.343	190.542	1
22.	1:04'24.267	2'49.695 (60)	43.563	26.435	1'01.281	38.416	175.680	1
		Pit						
23.	1:08'15.138	3'50.871 (65)	1'44.423	26.196	59.757	40.495	187.692	2



JP250 4時間耐久  
ロードレース

MFJ承認競技会

FUN&RUN! 2-Wheels



JP250 DUNLOP OFFICIAL TYRE SUPPLIER

JP250 鈴鹿4時間耐久ロードレース 決勝レース

2024 / 11 / 24



SUZUKA CIRCUIT

個別ラップ表

Weather :Fine

Full Course 2-Wheels(5,821m)

Track :Dry

Lap	Passing Time	Lap Time	Sec1	Sec2	Sec3	Sec4	km/h	Driver No
24.	1:10'55.354	2'40.216 (46)	43.798	26.202	1'00.712	29.504	187.292	2
25.	1:13'34.547	2'39.193 (24)	43.133	26.403	59.842	29.815	188.903	2
26.	1:16'15.166	2'40.619 (50)	43.782	26.354	1'00.484	29.999	184.926	2
27.	1:18'54.859	2'39.693 (38)	43.202	26.270	1'00.113	30.108	188.903	2
28.	1:21'35.243	2'40.384 (48)	43.170	26.168	1'00.960	30.086	188.094	2
29.	1:24'14.407	2'39.164 (23)	43.067	26.028	1'00.559	29.510	192.210	2
30.	1:26'53.945	2'39.538 (34)	43.132	25.861	1'00.627	29.918	188.903	2
31.	1:29'32.246	2'38.301 (11)	42.790	25.989	1'00.397	29.125	188.903	2
32.	1:32'11.593	2'39.347 (27)	42.729	26.527	1'00.399	29.692	189.719	2
33.	1:34'50.620	2'39.027 (20)	43.270	26.355	1'00.222	29.180	188.498	2
34.	1:37'30.624	2'40.004 (41)	42.974	26.116	1'01.009	29.905	189.719	2
35.	1:40'10.206	2'39.582 (35)	44.094	26.268	1'00.193	29.027	193.055	2
36.	1:42'47.710	2'37.504 (3)	43.042	25.955	59.308	29.199	193.480	2
37.	1:45'26.024	2'38.314 (12)	42.989	25.973	59.608	29.744	190.130	2
38.	1:48'13.541	2'47.517 (59)	42.806	26.128	1'00.192	38.391	188.498	2
39.	1:51'56.923	3'43.382 (64)	1'43.551	28.423	1'01.365	30.043	189.719	1
40.	1:54'39.059	2'42.136 (56)	44.370	26.916	1'01.071	29.779	187.692	1
41.	1:57'21.216	2'42.157 (57)	44.537	27.173	1'01.021	29.426	187.692	1
42.	2:00'02.214	2'40.998 (51)	44.429	27.229	1'00.087	29.253	193.907	1
43.	2:02'43.299	2'41.085 (52)	44.669	26.894	1'00.574	28.948	190.957	1
44.	2:05'21.808	2'38.509 (16)	43.431	26.471	59.753	28.854	190.957	1
45.	2:08'00.962	2'39.154 (22)	43.343	26.439	1'00.345	29.027	189.310	1
46.	2:10'40.639	2'39.677 (37)	43.493	26.413	1'00.366	29.405	188.094	1
47.	2:13'20.745	2'40.106 (44)	43.740	26.894	59.849	29.623	191.790	1
48.	2:16'00.513	2'39.768 (39)	44.008	26.563	1'00.035	29.162	190.542	1
49.	2:18'40.815	2'40.302 (47)	43.541	26.966	1'00.420	29.375	186.894	1
50.	2:21'19.020	2'38.205 (8)	43.109	26.038	59.986	29.072	190.130	1
51.	2:23'59.092	2'40.072 (43)	43.640	26.594	1'00.101	29.737	191.373	1
52.	2:26'57.696	2'58.604 (61)	44.324	27.085	1'00.051	47.144	190.130	1
53.	2:30'30.324	3'32.628 (63)	1'36.638	26.611	1'00.150	29.229	188.498	2
54.	2:33'09.736	2'39.412 (31)	42.984	27.258	59.878	29.292	191.373	2



JP250 4時間耐久  
ロードレース

MFJ承認競技会

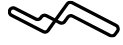
**FUN&RUN! 2-Wheels**



JP250 DUNLOP OFFICIAL TYRE SUPPLIER

JP250 鈴鹿4時間耐久ロードレース 決勝レース

2024 / 11 / 24 :



SUZUKA CIRCUIT

個別ラップ表

Weather :Fine

Full Course 2-Wheels(5,821m)

Track :Dry

Lap	Passing Time	Lap Time	Sec1	Sec2	Sec3	Sec4	km/h	Driver No
55.	2:35'49.167	2'39.431 (32)	43.469	26.137	1'00.206	29.619	189.310	2
56.	2:38'29.629	2'40.462 (49)	43.713	26.757	1'00.346	29.646	187.292	2
57.	2:41'08.932	2'39.303 (25)	43.448	26.228	1'00.259	29.368	189.310	2
58.	2:43'48.320	2'39.388 (29)	43.067	26.395	1'00.499	29.427	187.292	2
59.	2:46'28.329	2'40.009 (42)	43.224	26.882	1'00.484	29.419	187.292	2
60.	2:49'07.851	2'39.522 (33)	44.214	26.087	59.700	29.521	186.894	2
61.	2:51'46.209	2'38.358 (13)	42.837	26.439	59.940	29.142	188.903	2
62.	2:54'24.630	2'38.421 (15)	43.231	26.315	59.700	29.175	190.130	2
63.	2:57'02.838	2'38.208 (9)	42.534	26.548	1'00.116	29.010	189.310	2
64.	2:59'41.924	2'39.086 (21)	43.009	26.327	59.989	29.761	190.542	2
65.	3:02'19.728	2'37.804 (5)	42.952	26.066	59.727	29.059	191.790	2
66.	3:04'59.873	2'40.145 (45)	42.544	27.893	1'00.205	29.503	192.210	2
67.	3:07'38.702	2'38.829 (18)	42.762	26.442	1'00.341	29.284	188.903	2
68.	3:10'17.544	2'38.842 (19)	42.920	26.191	1'00.223	29.508	192.632	2
69.	3:12'57.375	2'39.831 (40)	43.630	26.273	1'00.241	29.687	189.310	2



JP250 4時間耐久  
ロードレース

MFJ承認競技会

**FUN&RUN! 2-Wheels**



JP250 DUNLOP OFFICIAL TYRE SUPPLIER

JP250 鈴鹿4時間耐久ロードレース 決勝レース

2024 / 11 / 24 :



SUZUKA CIRCUIT

個別ラップ表

Weather :Fine

Full Course 2-Wheels(5,821m)

Track :Dry

No	23	Best Time	2'42.756	128.755 km/h
Name	浅野/小林	Total Time	3:11'52.635	28 Laps
Team	マル建築事務所+YTR+RPT長野	Average Lap Time	2'48.837	
Type	Honda/CBR250RR	Today's Rank	24 / 45	
		Today's Top Time	2'32.807	137.138 km/h

No	23 (Driver1)	Best Time		km/h
Name	浅野 学	Total Time		Laps
Team	マル建築事務所+YTR+RPT長野	Average Lap Time		
Type	Honda/CBR250RR	Today's Rank		
		Today's Top Time	2'29.475	140.195 km/h

No	23 (Driver2)	Best Time	2'42.756	128.755 km/h
Name	小林 玄太	Total Time	3:11'52.635	28 Laps
Team	マル建築事務所+YTR+RPT長野	Average Lap Time	2'48.837	
Type	Honda/CBR250RR	Today's Rank	69 / 120	
		Today's Top Time	2'29.475	140.195 km/h

Lap	Passing Time	Lap Time	Sec1	Sec2	Sec3	Sec4	km/h	Driver No
			1:53'31.608	30.280	1'07.330	44.794	176.386	2
1.	1:55'54.012	Pit						
2.	2:00'00.218	4'06.206 (27)	2'01.596	27.989	1'04.516	32.105	180.741	2
3.	2:02'50.975	2'50.757 (26)	46.437	28.147	1'04.542	31.631	180.741	2
4.	2:05'40.264	2'49.289 (25)	46.152	27.955	1'03.837	31.345	180.000	2
5.	2:08'27.508	2'47.244 (21)	45.408	27.591	1'02.969	31.276	182.241	2
6.	2:11'14.267	2'46.759 (18)	45.083	27.795	1'02.644	31.237	179.265	2
7.	2:14'01.233	2'46.966 (20)	45.620	27.573	1'02.791	30.982	178.900	2
8.	2:16'49.845	2'48.612 (23)	45.667	27.739	1'03.994	31.212	181.863	2
9.	2:19'36.282	2'46.437 (16)	45.099	27.210	1'03.399	30.729	181.863	2
10.	2:22'21.467	2'45.185 (12)	44.904	27.063	1'02.512	30.706	178.537	2
11.	2:25'06.319	2'44.852 (10)	44.759	26.820	1'02.536	30.737	180.741	2
12.	2:27'52.347	2'46.028 (14)	44.435	27.106	1'03.251	31.236	182.241	2
13.	2:30'40.827	2'48.480 (22)	45.905	28.010	1'02.482	32.083	158.270	2
14.	2:33'27.787	2'46.960 (19)	45.290	27.373	1'03.055	31.242	177.814	2
15.	2:36'12.715	2'44.928 (11)	44.978	26.956	1'02.322	30.672	180.000	2
16.	2:38'57.384	2'44.669 (9)	44.739	27.085	1'02.575	30.270	180.000	2
17.	2:41'40.861	2'43.477 (5)	44.572	27.008	1'01.782	30.115	182.241	2
18.	2:44'27.449	2'46.588 (17)	46.250	27.088	1'02.271	30.979	181.488	2
19.	2:47'16.526	2'49.077 (24)	44.699	27.163	1'02.264	34.951	184.538	2
20.	2:50'02.784	2'46.258 (15)	45.714	27.824	1'02.514	30.206	178.174	2
21.	2:52'45.636	2'42.852 (2)	44.406	26.832	1'01.552	30.062	181.863	2
22.	2:55'30.114	2'44.478 (8)	45.288	27.229	1'01.719	30.242	180.000	2
23.	2:58'13.137	2'43.023 (3)	44.698	26.661	1'01.565	30.099	182.241	2



JP250 4時間耐久  
ロードレース

MFJ承認競技会

**FUN&RUN! 2-Wheels**



JP250 DUNLOP OFFICIAL TYRE SUPPLIER

JP250 鈴鹿4時間耐久ロードレース 決勝レース

2024 / 11 / 24 :



SUZUKA CIRCUIT

個別ラップ表

Weather :Fine

Full Course 2-Wheels(5,821m)

Track :Dry

Lap	Passing Time	Lap Time	Sec1	Sec2	Sec3	Sec4	km/h	Driver No
		2'45.565 (13)	45.624	27.235	1'02.961	29.745	181.488	2
24.	3:00'58.702	2'43.345 (4)	44.341	26.518	1'02.106	30.380	179.632	2
25.	3:03'42.047	2'44.172 (7)	44.847	26.898	1'02.234	30.193	182.241	2
26.	3:06'26.219	<b>B 2'42.756</b> (1)	44.154	26.839	1'01.518	30.245	183.000	2
27.	3:09'08.975	2'43.660 (6)	44.819	27.550	1'01.285	30.006	181.863	2
28.	3:11'52.635							





JP250 4時間耐久  
ロードレース

MFJ承認競技会

FUN&RUN! 2-Wheels



JP250 DUNLOP OFFICIAL TYRE SUPPLIER

JP250 鈴鹿4時間耐久ロードレース 決勝レース

2024 / 11 / 24 :



SUZUKA CIRCUIT

個別ラップ表

Weather :Fine

Full Course 2-Wheels(5,821m)

Track :Dry

No	24	Best Time	2'38.807	131.956 km/h
Name	大西/安室	Total Time	3:11'41.285	67 Laps
Team	(I{K{[CASE BALZ STORE MOTO	Average Lap Time	2'51.602	
Type	Honda/CBR250RR	Today's Rank	12 / 45	
		Today's Top Time	2'32.807	137.138 km/h
No	24 (Driver1)	Best Time	2'43.953	127.815 km/h
Name	大西 洋	Total Time	1:11'57.852	25 Laps
Team	(I{K{[CASE BALZ STORE MOTO	Average Lap Time	2'49.933	
Type	Honda/CBR250RR	Today's Rank	78 / 120	
		Today's Top Time	2'29.475	140.195 km/h
No	24 (Driver2)	Best Time	2'38.807	131.956 km/h
Name	安室 貴裕	Total Time	1:59'43.433	42 Laps
Team	(I{K{[CASE BALZ STORE MOTO	Average Lap Time	2'50.924	
Type	Honda/CBR250RR	Today's Rank	41 / 120	
		Today's Top Time	2'29.475	140.195 km/h

Lap	Passing Time	Lap Time	Sec1	Sec2	Sec3	Sec4	km/h	Driver No
			53.561	28.798	1'01.849	31.323	186.497	2
1.	2'55.531							2
2.	7'04.427	4'08.896 (65)	52.027	51.786	1'33.420	51.663	66.495	2
3.	11'13.812	4'09.385 (66)	1'13.934	41.746	1'27.614	46.091	90.557	2
4.	15'20.827	4'07.015 (64)	1'06.795	43.684	1'30.544	45.992	81.484	2
5.	18'48.024	3'27.197 (60)	1'10.604	45.611	1'01.308	29.674	187.692	2
6.	21'29.749	2'41.725 (19)	44.045	26.897	1'01.182	29.601	187.292	2
7.	24'10.940	2'41.191 (16)	43.853	26.353	1'01.403	29.582	184.538	2
8.	26'49.747	<b>B 2'38.807</b> (1)	43.424	26.192	1'00.042	29.149	188.094	2
9.	29'29.358	2'39.611 (7)	43.762	26.347	1'00.285	29.217	187.292	2
10.	32'08.438	2'39.080 (2)	43.667	26.230	59.831	29.352	186.497	2
11.	34'47.991	2'39.553 (5)	43.517	26.289	59.868	29.879	186.497	2
12.	37'27.104	2'39.113 (3)	43.762	26.065	59.840	29.446	186.894	2
13.	40'07.137	2'40.033 (9)	43.399	26.255	1'00.240	30.139	187.292	2
14.	42'46.734	2'39.597 (6)	43.329	26.389	1'00.095	29.784	188.498	2
15.	45'27.312	2'40.578 (12)	43.855	26.664	1'00.902	29.157	184.926	2
16.	48'06.666	2'39.354 (4)	43.344	26.549	1'00.261	29.200	184.151	2
17.	50'46.289	2'39.623 (8)	43.462	26.494	1'00.165	29.502	185.708	2
18.	53'26.785	2'40.496 (11)	43.880	26.763	1'00.298	29.555	184.926	2
19.	56'07.221	2'40.436 (10)	43.540	26.600	1'00.985	29.311	183.766	2
20.	58'48.000	2'40.779 (14)	43.725	26.742	1'00.663	29.649	185.316	2
21.	1:01'29.044	2'41.044 (15)	44.188	26.651	1'00.919	29.286	184.926	2
22.	1:04'20.038	2'50.994 (58)	44.269	27.055	1'01.023	38.647	173.597	2
		Pit						
23.	1:08'19.492	3'59.454 (63)	1'57.981	27.491	1'03.729	30.253	181.113	1



JP250 4時間耐久  
ロードレース

MFJ承認競技会

FUN&RUN! 2-Wheels



JP250 DUNLOP OFFICIAL TYRE SUPPLIER

JP250 鈴鹿4時間耐久ロードレース 決勝レース

2024 / 11 / 24 :

 SUZUKA CIRCUIT

個別ラップ表

Weather :Fine

Full Course 2-Wheels(5,821m)

Track :Dry

Lap	Passing Time	Lap Time	Sec1	Sec2	Sec3	Sec4	km/h	Driver No
24.	1:11'07.496	2'48.004 (49)	45.586	28.013	1'03.614	30.791	179.265	1
25.	1:13'55.723	2'48.227 (51)	45.641	28.129	1'03.464	30.993	181.863	1
26.	1:16'43.040	2'47.317 (47)	45.667	27.515	1'03.119	31.016	177.455	1
27.	1:19'29.870	2'46.830 (44)	45.238	27.393	1'03.520	30.679	183.382	1
28.	1:22'15.781	2'45.911 (40)	45.204	27.174	1'03.056	30.477	184.538	1
29.	1:25'00.706	2'44.925 (37)	44.717	26.855	1'02.893	30.460	177.814	1
30.	1:27'44.659	2'43.953 (32)	44.473	27.069	1'02.211	30.200	182.620	1
31.	1:30'28.968	2'44.309 (36)	44.673	27.018	1'02.444	30.174	182.241	1
32.	1:33'13.159	2'44.191 (35)	44.786	26.708	1'02.340	30.357	184.538	1
33.	1:36'01.190	2'48.031 (50)	45.584	27.833	1'04.276	30.338	180.000	1
34.	1:38'47.903	2'46.713 (43)	44.781	27.393	1'04.271	30.268	183.382	1
35.	1:41'33.402	2'45.499 (39)	44.835	27.125	1'02.383	31.156	184.151	1
36.	1:44'22.852	2'49.450 (55)	46.820	29.028	1'03.005	30.597	183.382	1
37.	1:47'10.032	2'47.180 (45)	44.444	27.711	1'04.180	30.845	182.620	1
38.	1:49'56.327	2'46.295 (42)	44.917	27.047	1'02.575	31.756	187.292	1
39.	1:52'42.540	2'46.213 (41)	45.573	27.708	1'02.286	30.646	186.102	1
40.	1:55'38.969	2'56.429 (59)	45.063	28.014	1'03.994	39.358	176.032	1
41.	1:59'23.235	Pit 3'44.266 (61)	1'44.157	27.540	1'02.240	30.329	181.113	2
42.	2:02'07.374	2'44.139 (34)	44.849	27.363	1'01.719	30.208	181.488	2
43.	2:04'50.538	2'43.164 (28)	44.190	26.896	1'01.467	30.611	181.488	2
44.	2:07'34.232	2'43.694 (31)	44.631	27.428	1'01.450	30.185	184.926	2
45.	2:10'18.324	2'44.092 (33)	45.066	27.051	1'01.483	30.492	185.316	2
46.	2:13'01.564	2'43.240 (29)	44.589	26.998	1'02.365	29.288	182.620	2
47.	2:15'44.400	2'42.836 (26)	44.272	26.869	1'02.030	29.665	183.382	2
48.	2:18'26.521	2'42.121 (20)	43.665	27.221	1'01.338	29.897	183.000	2
49.	2:21'08.911	2'42.390 (24)	44.395	27.236	1'01.326	29.433	184.926	2
50.	2:23'51.186	2'42.275 (23)	44.010	26.846	1'01.667	29.752	186.894	2
51.	2:26'36.509	2'45.323 (38)	45.116	28.468	1'01.976	29.763	183.000	2
52.	2:29'19.104	2'42.595 (25)	44.270	26.857	1'01.066	30.402	186.102	2
53.	2:32'02.001	2'42.897 (27)	45.023	27.441	1'01.003	29.430	186.497	2
54.	2:34'44.173	2'42.172 (22)	44.013	27.272	1'01.214	29.673	185.316	2



JP250 4時間耐久  
ロードレース

MFJ承認競技会

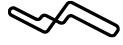
**FUN&RUN! 2-Wheels**



JP250 DUNLOP OFFICIAL TYRE SUPPLIER

JP250 鈴鹿4時間耐久ロードレース 決勝レース

2024 / 11 / 24 :



SUZUKA CIRCUIT

個別ラップ表

Weather :Fine

Full Course 2-Wheels(5,821m)

Track :Dry

Lap	Passing Time	Lap Time	Sec1	Sec2	Sec3	Sec4	km/h	Driver No
		2'43.267 (30)	45.025	27.167	1'00.973	30.102	183.382	2
55.	2:37'27.440	2'41.526 (18)	43.863	26.800	1'01.315	29.548	183.000	2
56.	2:40'08.966	2'42.151 (21)	44.017	26.913	1'01.386	29.835	182.620	2
57.	2:42'51.117	2'41.426 (17)	43.945	26.993	1'00.915	29.573	184.538	2
58.	2:45'32.543	2'40.740 (13)	43.920	27.366	1'00.196	29.258	187.292	2
59.	2:48'13.283	2'49.081 (53)	44.024	26.965	1'00.961	37.131	177.814	2
60.	2:51'02.364	Pit						
		3'45.523 (62)	1'42.091	28.676	1'03.778	30.978	182.241	1
61.	2:54'47.887	2'49.375 (54)	45.994	28.108	1'04.210	31.063	183.000	1
62.	2:57'37.262	2'50.258 (57)	45.959	28.079	1'04.388	31.832	181.863	1
63.	3:00'27.520	2'49.007 (52)	45.655	27.339	1'05.051	30.962	181.488	1
64.	3:03'16.527	2'49.596 (56)	46.039	27.769	1'04.703	31.085	183.382	1
65.	3:06'06.123	2'47.217 (46)	45.870	27.617	1'02.537	31.193	186.102	1
66.	3:08'53.340	2'47.945 (48)	45.684	28.520	1'03.425	30.316	184.538	1
67.	3:11'41.285							



JP250 4時間耐久  
ロードレース

MFJ承認競技会

FUN&RUN! 2-Wheels



JP250 DUNLOP OFFICIAL TYRE SUPPLIER

JP250 鈴鹿4時間耐久ロードレース 決勝レース

2024 / 11 / 24 :



SUZUKA CIRCUIT

個別ラップ表

Weather :Fine

Full Course 2-Wheels(5,821m)

Track :Dry

No	25	Best Time	2'43.684	128.025 km/h
Name	築瀬/高野	Total Time	3:12'54.854	63 Laps
Team	teamワイス'ラボ'KDCキラ&ハルwithオールオート	Average Lap Time	3'03.432	
Type	Honda/CBR250RR	Today's Rank	28 / 45	
		Today's Top Time	2'32.807	137.138 km/h
No	25 (Driver1)	Best Time	2'49.473	123.652 km/h
Name	築瀬 煌	Total Time	1:35'15.000	32 Laps
Team	teamワイス'ラボ'KDCキラ&ハルwithオールオート	Average Lap Time	2'56.907	
Type	Honda/CBR250RR	Today's Rank	103 / 120	
		Today's Top Time	2'29.475	140.195 km/h
No	25 (Driver2)	Best Time	2'43.684	128.025 km/h
Name	高野 遥	Total Time	1:37'39.854	31 Laps
Team	teamワイス'ラボ'KDCキラ&ハルwithオールオート	Average Lap Time	3'08.593	
Type	Honda/CBR250RR	Today's Rank	76 / 120	
		Today's Top Time	2'29.475	140.195 km/h
No	25 (Driver3)	Best Time		km/h
Name	築瀬 達朗	Total Time		Laps
Team	teamワイス'ラボ'KDCキラ&ハルwithオールオート	Average Lap Time		
Type	Honda/CBR250RR	Today's Rank		
		Today's Top Time	2'29.475	140.195 km/h

Lap	Passing Time	Lap Time	Sec1	Sec2	Sec3	Sec4	km/h	Driver No
			1'05.403	31.595	1'08.388	36.663	136.822	2
1.	3'22.049							
		4'01.324 (57)	49.857	45.027	1'28.932	57.508	76.918	2
2.	7'23.373							
		4'09.537 (61)	1'09.961	45.719	1'29.363	44.494	137.896	2
3.	11'32.910							
		4'06.588 (60)	1'02.494	44.018	1'31.783	48.293	50.833	2
4.	15'39.498							
		3'28.141 (53)	1'06.975	44.314	1'04.912	31.940	179.632	2
5.	19'07.639							
		2'54.717 (46)	46.874	29.176	1'05.998	32.669	176.386	2
6.	22'02.356							
		2'53.448 (41)	48.054	29.081	1'04.879	31.434	179.632	2
7.	24'55.804							
		3'07.208 (52)	46.004	27.784	1'04.357	49.063	167.954	2
8.	28'03.012	Pit						
		3'50.864 (56)	1'39.320	31.286	1'07.509	32.749	173.597	1
9.	31'53.876							
		2'54.271 (44)	47.575	28.902	1'05.186	32.608	176.032	1
10.	34'48.147							
		2'51.266 (21)	46.432	28.110	1'04.805	31.919	176.740	1
11.	37'39.413							
		2'52.884 (34)	46.468	28.761	1'05.967	31.688	177.455	1
12.	40'32.297							
		2'51.391 (22)	46.190	28.667	1'04.787	31.747	177.097	1
13.	43'23.688							
		2'52.956 (36)	46.557	28.840	1'04.828	32.731	177.097	1
14.	46'16.644							
		2'51.437 (23)	46.059	28.976	1'04.752	31.650	178.537	1
15.	49'08.081							
		2'51.635 (26)	46.020	28.941	1'04.551	32.123	176.032	1
16.	51'59.716							
		2'59.291 (47)	45.975	28.337	1'04.762	40.217	176.740	1
17.	54'59.007	Pit						
		4'05.932 (59)	2'02.633	28.294	1'04.264	30.741	172.913	2
18.	59'04.939							
		2'45.959 (15)	45.058	27.684	1'02.696	30.521	177.097	2
19.	1:01'50.898							
		2'47.935 (17)	44.886	28.395	1'03.653	31.001	176.386	2
20.	1:04'38.833							



JP250 4時間耐久  
ロードレース

MFJ承認競技会

FUN&RUN! 2-Wheels



JP250 DUNLOP OFFICIAL TYRE SUPPLIER

JP250 鈴鹿4時間耐久ロードレース 決勝レース

2024 / 11 / 24 :



SUZUKA CIRCUIT

個別ラップ表

Weather :Fine

Full Course 2-Wheels(5,821m)

Track :Dry

Lap	Passing Time	Lap Time	Sec1	Sec2	Sec3	Sec4	km/h	Driver No
21.	1:07'26.190	2'47.357 (16)	44.859	27.433	1'03.632	31.433	177.455	2
22.	1:10'32.685	3'06.495 (51)	45.700	27.265	1'03.286	50.244	165.736	2
23.	1:16'16.372	5'43.687 (62)	3'40.562	28.259	1'04.003	30.863	179.265	2
24.	1:19'00.880	2'44.508 (5)	44.631	26.782	1'02.739	30.356	180.370	2
25.	1:21'45.715	2'44.835 (8)	44.457	26.947	1'03.064	30.367	180.741	2
26.	1:24'30.801	2'45.086 (11)	44.711	27.158	1'02.623	30.594	177.455	2
27.	1:27'15.824	2'45.023 (9)	44.571	27.877	1'01.748	30.827	181.113	2
28.	1:29'59.915	2'44.091 (4)	44.792	27.153	1'01.761	30.385	181.488	2
29.	1:33'01.356	3'01.441 (49)	44.470	26.966	1'03.204	46.801	160.879	2
30.	1:36'48.683	3'47.327 (54)	1'37.713	29.590	1'07.669	32.355	172.235	1
31.	1:39'42.825	2'54.142 (42)	46.404	28.797	1'06.758	32.183	176.032	1
32.	1:42'34.439	2'51.614 (25)	46.274	28.456	1'05.167	31.717	177.814	1
33.	1:45'25.981	2'51.542 (24)	46.390	28.283	1'04.639	32.230	174.980	1
34.	1:48'16.973	2'50.992 (20)	45.618	28.388	1'04.830	32.156	176.386	1
35.	1:51'10.111	2'53.138 (37)	46.662	28.945	1'05.348	32.183	177.097	1
36.	1:54'02.511	2'52.400 (29)	46.662	28.867	1'04.873	31.998	173.941	1
37.	1:56'55.873	2'53.362 (39)	46.679	28.117	1'05.635	32.931	174.980	1
38.	1:59'47.667	2'51.794 (27)	46.782	28.442	1'04.944	31.626	177.097	1
39.	2:02'37.140	2'49.473 (18)	46.221	27.648	1'04.154	31.450	172.235	1
40.	2:05'27.456	2'50.316 (19)	45.485	28.007	1'04.352	32.472	178.174	1
41.	2:08'27.835	3'00.379 (48)	47.548	28.306	1'04.792	39.733	177.455	1
42.	2:12'17.961	3'50.126 (55)	1'49.110	27.859	1'02.696	30.461	176.032	2
43.	2:15'03.160	2'45.199 (12)	44.874	27.151	1'02.593	30.581	175.329	2
44.	2:17'49.088	2'45.928 (14)	44.858	27.484	1'02.922	30.664	174.980	2
45.	2:20'34.396	2'45.308 (13)	44.832	26.811	1'02.987	30.678	177.097	2
46.	2:23'19.128	2'44.732 (6)	44.981	26.961	1'02.209	30.581	179.265	2
47.	2:26'02.812	<b>B 2'43.684</b> (1)	44.409	26.808	1'02.280	30.187	176.386	2
48.	2:28'47.835	2'45.023 (9)	44.532	27.180	1'02.806	30.505	176.386	2
49.	2:31'31.922	2'44.087 (3)	44.351	27.116	1'02.434	30.186	176.032	2
50.	2:34'15.930	2'44.008 (2)	44.263	26.757	1'02.443	30.545	176.032	2
51.	2:37'00.672	2'44.742 (7)	45.134	26.918	1'02.321	30.369	176.032	2



JP250 4時間耐久  
ロードレース

MFJ承認競技会

**FUN&RUN! 2-Wheels**



JP250 DUNLOP OFFICIAL TYRE SUPPLIER

JP250 鈴鹿4時間耐久ロードレース 決勝レース

2024 / 11 / 24 :



SUZUKA CIRCUIT

個別ラップ表

Weather :Fine

Full Course 2-Wheels(5,821m)

Track :Dry

Lap	Passing Time	Lap Time	Sec1	Sec2	Sec3	Sec4	km/h	Driver No
		3'01.656 (50)	45.536	27.208	1'02.443	46.469	168.599	2
52.	2:40'02.328 Pit	4'01.328 (58)	1'53.546	28.848	1'06.862	32.072	174.980	1
53.		2'54.249 (43)	47.412	28.969	1'06.046	31.822	176.032	1
54.	2:46'57.905	2'53.283 (38)	47.603	28.588	1'05.076	32.016	174.286	1
55.	2:49'51.188	2'52.577 (31)	46.869	28.216	1'05.386	32.106	176.386	1
56.	2:52'43.765	2'54.549 (45)	47.327	28.704	1'06.260	32.258	180.370	1
57.	2:55'38.314	2'52.320 (28)	47.334	28.298	1'05.022	31.666	177.455	1
58.	2:58'30.634	2'52.532 (30)	46.992	28.425	1'05.233	31.882	174.980	1
59.	3:01'23.166	2'53.422 (40)	47.147	29.207	1'05.473	31.595	176.740	1
60.	3:04'16.588	2'52.738 (33)	47.043	28.927	1'05.238	31.530	178.174	1
61.	3:07'09.326	2'52.583 (32)	47.087	28.662	1'04.840	31.994	177.455	1
62.	3:10'01.909	2'52.945 (35)	47.185	28.393	1'05.105	32.262	177.097	1
63.	3:12'54.854							



JP250 4時間耐久  
ロードレース

MFJ承認競技会

**FUN&RUN! 2-Wheels**



JP250 DUNLOP OFFICIAL TYRE SUPPLIER

JP250 鈴鹿4時間耐久ロードレース 決勝レース

2024 / 11 / 24 :

SUZUKA CIRCUIT  
Full Course 2-Wheels(5,821m)

個別ラップ表

Weather :Fine  
Track :Dry

No	31	Best Time	2'42.112	129.266 km/h
Name	岡田/井口	Total Time	3:12'44.784	66 Laps
Team	○宗&WING13	Average Lap Time	2'55.045	
Type	Honda/CBR250RR	Today's Rank	21 / 45	
		Today's Top Time	2'32.807	137.138 km/h
No	31 (Driver1)	Best Time	2'43.329	128.303 km/h
Name	岡田 和磨	Total Time	1:42'29.393	34 Laps
Team	○宗&WING13	Average Lap Time	3'00.684	
Type	Honda/CBR250RR	Today's Rank	74 / 120	
		Today's Top Time	2'29.475	140.195 km/h
No	31 (Driver2)	Best Time	2'42.112	129.266 km/h
Name	井口 宗久	Total Time	1:30'15.391	32 Laps
Team	○宗&WING13	Average Lap Time	2'47.871	
Type	Honda/CBR250RR	Today's Rank	62 / 120	
		Today's Top Time	2'29.475	140.195 km/h
No	31 (Driver3)	Best Time		km/h
Name	岸田 慶一	Total Time		Laps
Team	○宗&WING13	Average Lap Time		
Type	Honda/CBR250RR	Today's Rank		
		Today's Top Time	2'29.475	140.195 km/h

Lap	Passing Time	Lap Time	Sec1	Sec2	Sec3	Sec4	km/h	Driver No
			57.009	29.777	1'04.261	35.763	163.271	1
1.	3'06.810							
		4'02.206 (63)	47.571	50.801	1'32.007	51.827	56.525	1
2.	7'09.016							
		4'09.066 (65)	1'14.337	42.671	1'26.183	45.875	102.497	1
3.	11'18.082							
		4'06.784 (64)	1'06.593	43.958	1'30.905	45.328	76.118	1
4.	15'24.866							
		3'29.616 (56)	1'10.614	44.170	1'03.721	31.111	178.537	1
5.	18'54.482							
		2'45.116 (29)	44.755	27.342	1'02.336	30.683	173.941	1
6.	21'39.598							
		2'46.505 (42)	45.663	27.518	1'02.016	31.308	178.900	1
7.	24'26.103							
		2'46.163 (41)	44.945	27.005	1'02.358	31.855	177.455	1
8.	27'12.266							
		2'54.854 (54)	44.538	27.452	1'02.321	40.543	176.032	1
9.	30'07.120	Pit						
		3'31.382 (58)	1'30.707	27.609	1'02.826	30.240	180.000	2
10.	33'38.502							
		2'44.803 (24)	45.584	27.344	1'02.044	29.831	181.113	2
11.	36'23.305							
		2'44.501 (20)	44.542	27.411	1'02.302	30.246	180.370	2
12.	39'07.806							
		2'44.263 (17)	44.631	26.945	1'01.914	30.773	181.488	2
13.	41'52.069							
		2'44.858 (26)	44.727	27.173	1'01.708	31.250	183.382	2
14.	44'36.927							
		2'45.626 (37)	45.674	27.727	1'01.907	30.318	182.241	2
15.	47'22.553							
		2'44.289 (18)	44.644	27.560	1'01.968	30.117	179.265	2
16.	50'06.842							
		2'43.130 (6)	44.268	27.167	1'01.645	30.050	180.000	2
17.	52'49.972							
		2'43.088 (4)	44.168	26.909	1'01.943	30.068	178.900	2
18.	55'33.060							
		2'46.053 (40)	46.145	27.377	1'02.209	30.322	180.741	2
19.	58'19.113							
		2'51.823 (52)	44.550	27.005	1'01.862	38.406	177.097	2
20.	1:01'10.936	Pit						



JP250 4時間耐久  
ロードレース

MFJ承認競技会

FUN&RUN! 2-Wheels



JP250 DUNLOP OFFICIAL TYRE SUPPLIER

JP250 鈴鹿4時間耐久ロードレース 決勝レース

2024 / 11 / 24 :



SUZUKA CIRCUIT

個別ラップ表

Weather :Fine

Full Course 2-Wheels(5,821m)

Track :Dry

Lap	Passing Time	Lap Time	Sec1	Sec2	Sec3	Sec4	km/h	Driver No
21.	1:05'00.106	3'49.170 (62)	1'47.179	27.577	1'03.479	30.935	176.032	1
22.	1:07'44.252	2'44.146 (15)	44.474	26.961	1'02.214	30.497	180.370	1
23.	1:10'27.898	2'43.646 (13)	44.087	26.747	1'02.146	30.666	174.980	1
24.	1:13'12.520	2'44.622 (22)	44.745	26.744	1'02.474	30.659	175.680	1
25.	1:15'55.849	2'43.329 (9)	44.255	26.768	1'02.143	30.163	178.900	1
26.	1:18'42.384	2'46.535 (43)	45.866	27.151	1'03.043	30.475	176.740	1
27.	1:21'27.394	2'45.010 (28)	44.106	27.023	1'03.045	30.836	177.814	1
28.	1:24'15.604	2'48.210 (48)	45.709	28.312	1'03.259	30.930	177.097	1
29.	1:26'59.834	2'44.230 (16)	44.370	26.988	1'02.172	30.700	176.740	1
30.	1:29'54.629	Pit 2'54.795 (53)	44.678	27.227	1'03.205	39.685	176.032	1
31.	1:33'24.731	3'30.102 (57)	1'30.289	27.433	1'01.984	30.396	181.113	2
32.	1:36'09.442	2'44.711 (23)	44.791	27.076	1'02.278	30.566	178.174	2
33.	1:38'55.118	2'45.676 (38)	44.732	27.173	1'03.310	30.461	178.537	2
34.	1:41'38.383	2'43.265 (7)	44.213	27.214	1'01.497	30.341	179.265	2
35.	1:44'22.949	2'44.566 (21)	44.029	27.176	1'02.747	30.614	179.265	2
36.	1:47'09.976	2'47.027 (47)	44.571	28.090	1'03.603	30.763	178.900	2
37.	1:49'53.050	2'43.074 (3)	44.175	26.736	1'02.144	30.019	179.632	2
38.	1:52'37.384	2'44.334 (19)	44.825	28.360	1'01.020	30.129	181.113	2
39.	1:55'19.496	<b>B 2'42.112</b> (1)	44.427	26.799	1'01.131	29.755	179.632	2
40.	1:58'04.481	2'44.985 (27)	44.176	27.297	1'02.058	31.454	178.900	2
41.	2:00'47.587	2'43.106 (5)	44.134	27.019	1'01.965	29.988	179.265	2
42.	2:03'38.381	Pit 2'50.794 (51)	44.240	26.876	1'02.903	36.775	176.386	2
43.	2:07'24.073	3'45.692 (61)	1'44.089	27.544	1'03.178	30.881	177.097	1
44.	2:10'10.832	2'46.759 (45)	44.764	27.460	1'03.674	30.861	179.265	1
45.	2:12'57.715	2'46.883 (46)	45.190	27.867	1'02.718	31.108	174.286	1
46.	2:15'43.249	2'45.534 (36)	44.981	27.232	1'02.545	30.776	176.032	1
47.	2:18'28.413	2'45.164 (30)	44.638	27.731	1'02.149	30.646	177.814	1
48.	2:21'13.259	2'44.846 (25)	44.641	26.801	1'02.404	31.000	176.032	1
49.	2:23'58.544	2'45.285 (32)	44.730	26.855	1'03.048	30.652	172.235	1
50.	2:26'44.009	2'45.465 (34)	45.163	27.421	1'02.219	30.662	180.000	1
51.	2:29'33.841	2'49.832 (49)	44.746	27.596	1'03.610	33.880	153.835	1





JP250 4時間耐久  
ロードレース

MFJ承認競技会

**FUN&RUN! 2-Wheels**



JP250 DUNLOP OFFICIAL TYRE SUPPLIER

JP250 鈴鹿4時間耐久ロードレース 決勝レース

2024 / 11 / 24 :



SUZUKA CIRCUIT

個別ラップ表

Weather :Fine

Full Course 2-Wheels(5,821m)

Track :Dry

Lap	Passing Time	Lap Time	Sec1	Sec2	Sec3	Sec4	km/h	Driver No
52.	2:32'19.236	2'45.395 (33)	45.315	26.958	1'02.248	30.874	177.097	1
53.	2:35'14.264	2'55.028 (55)	44.788	27.006	1'03.001	40.233	170.233	1
54.	2:38'46.394	3'32.130 (59)	1'32.137	27.581	1'02.023	30.389	178.537	2
55.	2:41'31.924	2'45.530 (35)	44.704	28.792	1'01.925	30.109	179.632	2
56.	2:44'15.209	2'43.285 (8)	44.471	26.647	1'01.886	30.281	178.537	2
57.	2:46'58.597	2'43.388 (11)	44.607	26.612	1'01.622	30.547	181.488	2
58.	2:49'42.279	2'43.682 (14)	45.131	26.956	1'01.487	30.108	180.370	2
59.	2:52'24.628	2'42.349 (2)	44.096	26.522	1'01.545	30.186	179.632	2
60.	2:55'07.989	2'43.361 (10)	44.008	26.645	1'02.768	29.940	181.863	2
61.	2:57'51.561	2'43.572 (12)	45.277	26.938	1'01.410	29.947	180.370	2
62.	3:00'42.087	2'50.526 (50)	44.419	27.044	1'02.253	36.810	179.632	2
63.	3:04'27.049	3'44.962 (60)	1'41.765	28.561	1'03.321	31.315	174.286	1
64.	3:07'12.291	2'45.242 (31)	44.879	27.182	1'02.661	30.520	177.455	1
65.	3:09'58.905	2'46.614 (44)	44.518	28.533	1'02.938	30.625	176.032	1
66.	3:12'44.784	2'45.879 (39)	44.694	27.238	1'03.327	30.620	175.329	1



JP250 4時間耐久  
ロードレース

MFJ承認競技会

**FUN&RUN! 2-Wheels**



JP250 DUNLOP OFFICIAL TYRE SUPPLIER

JP250 鈴鹿4時間耐久ロードレース 決勝レース

2024 / 11 / 24 :



SUZUKA CIRCUIT

個別ラップ表

Weather :Fine

Full Course 2-Wheels(5,821m)

Track :Dry

No	32	Best Time	2'43.746	127.976 km/h
Name	清水/日野	Total Time	3:13'26.348	55 Laps
Team	Ray Racing with 愉快的仲間たち	Average Lap Time	3'31.001	
Type	Kawasaki/ZX-25R	Today's Rank	29 / 45	
		Today's Top Time	2'32.807	137.138 km/h
No	32 (Driver1)	Best Time	2'50.674	122.781 km/h
Name	清水 善久	Total Time	1:32'43.001	25 Laps
Team	Ray Racing with 愉快的仲間たち	Average Lap Time	3'42.948	
Type	Kawasaki/ZX-25R	Today's Rank	110 / 120	
		Today's Top Time	2'29.475	140.195 km/h
No	32 (Driver2)	Best Time	2'43.746	127.976 km/h
Name	日野 康弘	Total Time	1:40'43.347	30 Laps
Team	Ray Racing with 愉快的仲間たち	Average Lap Time	3'18.924	
Type	Kawasaki/ZX-25R	Today's Rank	77 / 120	
		Today's Top Time	2'29.475	140.195 km/h

Lap	Passing Time	Lap Time	Sec1	Sec2	Sec3	Sec4	km/h	Driver No
			1'08.447	33.143	1'13.387	37.272	134.312	1
1.	3'32.249							
2.	7'32.795	4'00.546 (49)	50.844	41.301	1'30.465	57.936	122.170	1
3.	11'42.422	4'09.627 (51)	1'07.693	46.418	1'33.275	42.241	132.289	1
4.	15'49.211	4'06.789 (50)	59.062	45.395	1'30.338	51.994	44.476	1
5.	19'18.877	3'29.666 (48)	1'03.443	45.475	1'07.603	33.145	183.382	1
6.	22'14.180	2'55.303 (41)	48.874	29.334	1'05.635	31.460	182.620	1
7.	25'09.731	2'55.551 (42)	49.002	29.236	1'05.058	32.255	181.113	1
8.	28'05.775	2'56.044 (44)	48.661	29.562	1'05.490	32.331	180.000	1
9.	31'01.706	2'55.931 (43)	48.343	30.672	1'04.934	31.982	181.113	1
10.	33'55.862	2'54.156 (36)	47.732	29.115	1'05.533	31.776	180.741	1
11.	36'50.326	2'54.464 (38)	48.387	28.803	1'05.003	32.271	177.455	1
12.	39'45.023	2'54.697 (39)	47.731	29.353	1'05.332	32.281	165.736	1
13.	42'38.581	2'53.558 (34)	47.284	29.673	1'05.301	31.300	180.741	1
14.	45'31.279	2'52.698 (33)	47.530	28.706	1'05.181	31.281	181.488	1
15.	48'21.953	2'50.674 (28)	47.086	28.614	1'03.990	30.984	180.741	1
16.	51'13.096	2'51.143 (31)	46.895	28.792	1'04.468	30.988	181.488	1
17.	54'04.161	2'51.065 (30)	46.867	28.565	1'04.348	31.285	180.741	1
18.	56'55.661	2'51.500 (32)	46.847	29.020	1'04.696	30.937	183.382	1
19.	59'46.615	2'50.954 (29)	46.845	28.423	1'04.105	31.581	182.241	1
20.	1:02'51.599	3'04.984 (46)	47.056	28.418	1'04.791	44.719	169.249	1
21.	1:07'26.125	4'34.526 (52)	2'30.817	28.456	1'03.784	31.469	177.455	2
22.	1:10'14.170	2'48.045 (23)	45.620	27.879	1'03.751	30.795	179.632	2
23.	1:13'02.177	2'48.007 (21)	45.193	28.484	1'03.372	30.958	179.632	2



JP250 4時間耐久  
ロードレース

MFJ承認競技会

FUN&RUN! 2-Wheels



JP250 DUNLOP OFFICIAL TYRE SUPPLIER

JP250 鈴鹿4時間耐久ロードレース 決勝レース

2024 / 11 / 24 :



SUZUKA CIRCUIT

個別ラップ表

Weather :Fine

Full Course 2-Wheels(5,821m)

Track :Dry

Lap	Passing Time	Lap Time	Sec1	Sec2	Sec3	Sec4	km/h	Driver No
24.	1:15'48.566	2'46.389 (10)	44.853	27.450	1'03.359	30.727	177.455	2
25.	1:18'36.307	2'47.741 (18)	44.742	27.990	1'03.905	31.104	183.000	2
26.	1:21'23.231	2'46.924 (12)	45.495	27.909	1'02.979	30.541	177.097	2
27.	1:24'06.977	<b>B 2'43.746</b> (1)	44.515	27.093	1'01.883	30.255	181.488	2
28.	1:26'54.659	2'47.682 (16)	44.993	27.116	1'03.473	32.100	180.741	2
29.	1:29'42.366	2'47.707 (17)	44.887	28.717	1'03.393	30.710	178.174	2
30.	1:32'27.683	2'45.317 (3)	44.553	27.823	1'03.051	29.890	180.370	2
31.	1:35'15.594	2'47.911 (20)	44.664	27.559	1'04.740	30.948	181.863	2
32.	1:38'00.837	2'45.243 (2)	44.334	27.172	1'03.404	30.333	181.488	2
33.	1:40'46.561	2'45.724 (5)	44.569	27.359	1'02.833	30.963	181.488	2
34.	1:43'32.824	2'46.263 (7)	45.385	27.509	1'02.740	30.629	181.113	2
35.	1:46'18.431	2'45.607 (4)	44.651	27.618	1'02.516	30.822	178.537	2
36.	1:49'19.853	Pit 3'01.422 (45)	45.368	27.783	1'03.265	45.006	176.386	2
37.	2:07'16.584	17'56.731 (53)	15'47.020	30.750	1'06.574	32.387	176.386	1
38.	2:10'11.609	2'55.025 (40)	48.087	29.408	1'05.483	32.047	179.632	1
39.	2:13'05.913	2'54.304 (37)	47.462	29.535	1'05.626	31.681	180.741	1
40.	2:15'59.836	2'53.923 (35)	48.043	29.133	1'05.220	31.527	181.113	1
41.	2:19'11.255	Pit 3'11.419 (47)	48.332	29.051	1'05.305	48.731	174.632	1
42.	2:37'08.218	17'56.963 (54)	15'51.358	29.021	1'04.221	32.363	176.740	2
43.	2:39'55.522	2'47.304 (15)	44.541	27.967	1'03.232	31.564	179.265	2
44.	2:42'42.612	2'47.090 (13)	45.282	28.036	1'03.083	30.689	181.488	2
45.	2:45'29.000	2'46.388 (9)	44.870	27.788	1'02.856	30.874	179.632	2
46.	2:48'17.806	2'48.806 (26)	46.178	29.149	1'02.853	30.626	180.000	2
47.	2:51'03.571	2'45.765 (6)	44.851	27.204	1'02.929	30.781	179.265	2
48.	2:53'49.934	2'46.363 (8)	44.884	27.543	1'02.876	31.060	178.174	2
49.	2:56'36.499	2'46.565 (11)	44.747	27.700	1'03.374	30.744	177.455	2
50.	2:59'24.354	2'47.855 (19)	45.006	28.316	1'02.910	31.623	179.632	2
51.	3:02'11.468	2'47.114 (14)	45.360	27.948	1'02.993	30.813	179.632	2
52.	3:04'59.509	2'48.041 (22)	44.909	28.382	1'04.241	30.509	177.097	2
53.	3:07'48.195	2'48.686 (25)	45.126	28.317	1'04.117	31.126	178.900	2
54.	3:10'38.249	2'50.054 (27)	45.990	28.458	1'04.403	31.203	176.740	2
....	...	2'48.099 (24)	45.241	28.484	1'03.746	30.628	177.455	2



JP250 4時間耐久  
ロードレース

MFJ承認競技会

**FUN&RUN! 2-Wheels**



JP250 DUNLOP OFFICIAL TYRE SUPPLIER

JP250 鈴鹿4時間耐久ロードレース 決勝レース

2024 / 11 / 24 :



SUZUKA CIRCUIT

個別ラップ表

Weather :Fine

Full Course 2-Wheels(5,821m)

Track :Dry

No	36	Best Time	2'34.233	135.870 km/h
Name	三浦/折川	Total Time	3:12'55.091	70 Laps
Team	FAST with NOJIMA&クレオネット&クレオサービス	Average Lap Time	2'45.382	
Type	Honda/CBR250RR	Today's Rank	2 / 45	
		Today's Top Time	2'32.807	137.138 km/h
No	36 (Driver1)	Best Time	2'34.848	135.330 km/h
Name	三浦 雄一	Total Time	2:00'40.269	43 Laps
Team	FAST with NOJIMA&クレオネット&クレオサービス	Average Lap Time	2'48.489	
Type	Honda/CBR250RR	Today's Rank	16 / 120	
		Today's Top Time	2'29.475	140.195 km/h
No	36 (Driver2)	Best Time	2'34.233	135.870 km/h
Name	折川 翔馬	Total Time	1:12'14.822	27 Laps
Team	FAST with NOJIMA&クレオネット&クレオサービス	Average Lap Time	2'38.745	
Type	Honda/CBR250RR	Today's Rank	13 / 120	
		Today's Top Time	2'29.475	140.195 km/h

Lap	Passing Time	Lap Time	Sec1	Sec2	Sec3	Sec4	km/h	Driver No
			49.209	26.124	58.649	29.727	194.336	1
1.	2'43.709							1
2.	6'57.627	4'13.918 (69)	59.593	50.166	1'34.301	49.858	77.803	1
3.	11'06.597	4'08.970 (68)	1'15.824	39.945	1'29.815	43.386	105.450	1
4.	15'14.311	4'07.714 (67)	1'08.597	43.839	1'29.305	45.973	103.341	1
5.	18'40.295	3'25.984 (62)	1'11.805	45.562	1'00.025	28.592	194.336	1
6.	21'16.179	2'35.884 (15)	42.417	25.900	58.663	28.904	193.907	1
7.	23'52.357	2'36.178 (20)	43.024	25.854	58.511	28.789	195.635	1
8.	26'27.718	2'35.361 (12)	42.298	25.479	58.546	29.038	195.200	1
9.	29'03.881	2'36.163 (18)	42.969	25.549	58.771	28.874	198.284	1
10.	31'42.287	2'38.406 (48)	42.489	27.525	58.888	29.504	197.838	1
11.	34'17.135	2'34.848 (4)	42.350	25.569	58.247	28.682	195.635	1
12.	36'52.392	2'35.257 (11)	41.951	25.760	58.305	29.241	191.373	1
13.	39'29.037	2'36.645 (28)	42.218	25.602	1'00.364	28.461	193.480	1
14.	42'06.197	2'37.160 (36)	42.833	26.971	58.808	28.548	193.055	1
15.	44'41.365	2'35.168 (10)	42.377	25.569	58.534	28.688	196.071	1
16.	47'18.080	2'36.715 (30)	42.844	26.291	58.924	28.656	189.719	1
17.	49'53.051	2'34.971 (5)	42.176	25.765	58.367	28.663	192.632	1
18.	52'29.214	2'36.163 (18)	42.573	25.884	58.816	28.890	191.373	1
19.	55'13.774	Pit 2'44.560 (59)	43.114	25.796	58.843	36.807	188.094	1
20.	58'41.224	3'27.450 (63)	1'32.123	26.282	1'00.053	28.992	192.210	2
21.	1:01'18.083	2'36.859 (32)	42.677	25.951	59.070	29.161	195.635	2
22.	1:03'54.794	2'36.711 (29)	42.867	25.797	59.388	28.659	193.480	2
23.	1:06'30.781	2'35.987 (16)	42.469	25.998	59.089	28.431	191.790	2



JP250 4時間耐久  
ロードレース

MFJ承認競技会

FUN&RUN! 2-Wheels



JP250 DUNLOP OFFICIAL TYRE SUPPLIER

JP250 鈴鹿4時間耐久ロードレース 決勝レース

2024 / 11 / 24 :

 SUZUKA CIRCUIT  
Full Course 2-Wheels(5,821m)

個別ラップ表

Weather :Fine  
Track :Dry

Lap	Passing Time	Lap Time	Sec1	Sec2	Sec3	Sec4	km/h	Driver No
24.	1:09'05.782	2'35.001 (7)	42.321	25.648	58.467	28.565	193.055	2
25.	1:11'41.467	2'35.685 (14)	42.457	25.823	58.979	28.426	194.767	2
26.	1:14'16.589	2'35.122 (9)	42.020	25.880	58.802	28.420	193.480	2
27.	1:16'51.979	2'35.390 (13)	42.697	25.668	58.425	28.600	187.692	2
28.	1:19'26.521	2'34.542 (3)	42.194	25.426	58.617	28.305	195.200	2
29.	1:22'00.754	<b>B 2'34.233</b> (1)	41.843	25.602	58.582	28.206	191.790	2
30.	1:24'35.752	2'34.998 (6)	41.856	25.590	58.981	28.571	196.071	2
31.	1:27'10.774	2'35.022 (8)	42.007	25.665	58.456	28.894	197.393	2
32.	1:29'45.285	2'34.511 (2)	42.348	25.710	58.279	28.174	195.635	2
33.	1:32'21.610	2'36.325 (23)	42.100	26.582	58.599	29.044	193.055	2
34.	1:34'57.794	2'36.184 (21)	41.932	25.595	59.292	29.365	190.542	2
35.	1:37'35.495	2'37.701 (45)	43.268	26.446	59.263	28.724	192.210	2
36.	1:40'16.937	Pit 2'41.442 (58)	42.465	25.626	59.419	33.932	192.210	2
37.	1:43'49.908	3'32.971 (65)	1'37.684	26.483	59.764	29.040	190.130	1
38.	1:46'27.374	2'37.466 (40)	43.028	25.963	59.098	29.377	192.210	1
39.	1:49'06.179	2'38.805 (49)	42.827	26.134	59.536	30.308	191.790	1
40.	1:51'44.365	2'38.186 (47)	42.688	25.784	59.574	30.140	193.055	1
41.	1:54'22.005	2'37.640 (43)	43.145	26.145	59.224	29.126	191.373	1
42.	1:57'00.159	2'38.154 (46)	42.764	26.202	1'00.113	29.075	193.480	1
43.	1:59'39.295	2'39.136 (52)	43.050	26.678	1'00.148	29.260	186.497	1
44.	2:02'16.293	2'36.998 (33)	42.801	25.881	59.252	29.064	190.542	1
45.	2:04'53.636	2'37.343 (39)	42.491	26.788	59.049	29.015	190.542	1
46.	2:07'30.665	2'37.029 (34)	42.396	25.736	59.649	29.248	190.957	1
47.	2:10'07.908	2'37.243 (37)	42.775	25.806	59.616	29.046	191.790	1
48.	2:12'44.427	2'36.519 (24)	42.390	25.637	58.763	29.729	193.907	1
49.	2:15'24.667	2'40.240 (55)	44.271	26.821	59.206	29.942	191.790	1
50.	2:18'02.248	2'37.581 (42)	43.080	26.013	59.453	29.035	190.542	1
51.	2:20'38.981	2'36.733 (31)	42.561	25.728	59.350	29.094	191.790	1
52.	2:23'27.922	Pit 2'48.941 (61)	43.047	26.011	59.966	39.917	186.102	1
53.	2:26'59.707	3'31.785 (64)	1'35.862	26.843	1'00.343	28.737	191.790	2
54.	2:29'37.019	2'37.312 (38)	42.716	26.292	59.191	29.113	192.210	2



JP250 4時間耐久  
ロードレース

MFJ承認競技会

**FUN&RUN! 2-Wheels**



JP250 DUNLOP OFFICIAL TYRE SUPPLIER

JP250 鈴鹿4時間耐久ロードレース 決勝レース

2024 / 11 / 24 :



SUZUKA CIRCUIT

個別ラップ表

Weather :Fine

Track :Dry

Full Course 2-Wheels(5,821m)

Lap	Passing Time	Lap Time	Sec1	Sec2	Sec3	Sec4	km/h	Driver No
55.	2:32'14.497	2'37.478 (41)	43.046	26.456	59.216	28.760	192.632	2
56.	2:34'50.727	2'36.230 (22)	42.493	26.003	59.029	28.705	192.632	2
57.	2:37'27.273	2'36.546 (26)	42.490	25.461	59.526	29.069	192.210	2
58.	2:40'04.377	2'37.104 (35)	42.523	25.831	1'00.032	28.718	188.094	2
59.	2:42'40.386	2'36.009 (17)	42.371	25.753	59.227	28.658	192.210	2
60.	2:45'16.928	2'36.542 (25)	43.288	26.018	58.798	28.438	192.632	2
61.	2:47'53.543	2'36.615 (27)	43.029	25.911	58.942	28.733	193.055	2
62.	2:50'39.581	Pit 2'46.038 (60)	43.018	26.092	1'00.145	36.783	189.719	2
63.	2:54'18.289	3'38.708 (66)	1'39.414	26.917	1'03.255	29.122	191.790	1
64.	2:56'57.119	2'38.830 (50)	42.816	26.125	1'00.149	29.740	194.767	1
65.	2:59'36.091	2'38.972 (51)	43.251	25.976	1'00.356	29.389	192.210	1
66.	3:02'16.066	2'39.975 (54)	43.657	27.041	59.564	29.713	193.480	1
67.	3:04'57.298	2'41.232 (57)	44.317	26.460	1'01.284	29.171	189.719	1
68.	3:07'34.980	2'37.682 (44)	42.797	26.064	59.528	29.293	192.632	1
69.	3:10'14.825	2'39.845 (53)	43.140	26.797	1'00.572	29.336	189.719	1
70.	3:12'55.091	2'40.266 (56)	43.283	26.423	59.727	30.833	193.480	1



JP250 4時間耐久  
ロードレース

MFJ承認競技会

**FUN&RUN! 2-Wheels**



JP250 DUNLOP OFFICIAL TYRE SUPPLIER

JP250 鈴鹿4時間耐久ロードレース 決勝レース

2024 / 11 / 24 :



SUZUKA CIRCUIT

個別ラップ表

Weather :Fine

Full Course 2-Wheels(5,821m)

Track :Dry

No	37	Best Time	2'45.331	126.749 km/h
Name	長尾/皆川	Total Time	3:14'06.873	63 Laps
Team	TEAM FREEDOM7+Motorcycle CS2	Average Lap Time	3'04.659	
Type	Kawasaki/ZX-25R	Today's Rank	34 / 45	
		Today's Top Time	2'32.807	137.138 km/h

No	37 (Driver1)	Best Time	2'45.331	126.749 km/h
Name	長尾 秀隆	Total Time	1:40'43.342	33 Laps
Team	TEAM FREEDOM7+Motorcycle CS2	Average Lap Time	3'02.668	
Type	Kawasaki/ZX-25R	Today's Rank	86 / 120	
		Today's Top Time	2'29.475	140.195 km/h

No	37 (Driver2)	Best Time	2'50.792	122.697 km/h
Name	皆川 直毅	Total Time	1:33'23.531	30 Laps
Team	TEAM FREEDOM7+Motorcycle CS2	Average Lap Time	3'02.758	
Type	Kawasaki/ZX-25R	Today's Rank	111 / 120	
		Today's Top Time	2'29.475	140.195 km/h

Lap	Passing Time	Lap Time	Sec1	Sec2	Sec3	Sec4	km/h	Driver No
			1'04.052	31.287	1'06.750	35.877	137.036	1
1.	3'17.966		48.906	47.124	1'29.138	57.340	80.073	1
2.	7'20.474	4'02.508 (57)	1'11.119	44.696	1'28.676	45.928	124.596	1
3.	11'30.893	4'10.419 (59)	1'02.337	44.151	1'30.704	48.282	57.525	1
4.	15'36.367	4'05.474 (58)	1'07.915	44.963	1'05.295	31.949	187.292	1
5.	19'06.489	3'30.122 (56)	47.832	29.226	1'04.193	32.218	182.241	1
6.	21'59.958	2'53.469 (32)	46.803	28.322	1'04.083	31.840	181.863	1
7.	24'51.006	2'51.048 (26)	46.210	28.621	1'04.136	31.649	179.265	1
8.	27'41.622	2'50.616 (23)	45.956	28.634	1'03.681	31.853	183.000	1
9.	30'31.746	2'50.124 (21)	46.068	28.209	1'03.517	31.600	184.538	1
10.	33'21.140	2'49.394 (19)	45.812	28.052	1'03.793	32.334	173.254	1
11.	36'11.131	2'49.991 (20)	45.812	28.052	1'03.793	32.334	173.254	1
12.	38'58.800	2'47.669 (10)	45.390	27.638	1'03.249	31.392	185.708	1
13.	41'47.585	2'48.785 (17)	45.624	28.047	1'03.507	31.607	182.620	1
14.	44'36.557	2'48.972 (18)	45.980	27.852	1'03.657	31.483	180.741	1
15.	47'24.967	2'48.410 (14)	45.952	27.654	1'03.303	31.501	184.538	1
16.	50'26.942	3'01.975 (53)	45.746	27.725	1'03.384	45.120	181.488	1
		Pit						
17.	55'30.483	5'03.541 (60)	2'52.524	30.879	1'07.089	33.049	182.241	2
18.	58'27.695	2'57.212 (48)	48.742	29.668	1'06.061	32.741	181.488	2
19.	1:01'23.571	2'55.876 (43)	47.955	30.079	1'05.521	32.321	184.151	2
20.	1:04'18.960	2'55.389 (39)	47.750	28.995	1'05.161	33.483	181.863	2
21.	1:07'15.228	2'56.268 (45)	47.811	29.522	1'06.421	32.514	182.620	2
22.	1:10'11.161	2'55.933 (44)	48.235	29.621	1'05.796	32.281	179.265	2
23.	1:13'05.574	2'54.413 (35)	47.814	29.286	1'04.870	32.443	183.766	2



JP250 4時間耐久  
ロードレース

MFJ承認競技会

FUN&RUN! 2-Wheels



JP250 DUNLOP OFFICIAL TYRE SUPPLIER

JP250 鈴鹿4時間耐久ロードレース 決勝レース

2024 / 11 / 24 :



SUZUKA CIRCUIT

個別ラップ表

Weather :Fine

Full Course 2-Wheels(5,821m)

Track :Dry

Lap	Passing Time	Lap Time	Sec1	Sec2	Sec3	Sec4	km/h	Driver No
24.	1:16'01.342	2'55.768 (42)	48.469	28.986	1'05.607	32.706	182.620	2
25.	1:18'54.944	2'53.602 (33)	47.351	29.117	1'04.550	32.584	182.620	2
26.	1:21'46.640	2'51.696 (28)	47.411	28.819	1'03.962	31.504	183.766	2
27.	1:24'37.845	2'51.205 (27)	46.684	28.593	1'04.586	31.342	183.382	2
28.	1:27'30.191	2'52.346 (29)	46.392	28.711	1'04.234	33.009	183.766	2
29.	1:30'21.159	2'50.968 (25)	46.850	28.516	1'03.645	31.957	181.488	2
30.	1:33'11.951	2'50.792 (24)	46.571	28.599	1'04.310	31.312	182.620	2
31.	1:36'04.740	2'52.789 (30)	46.555	28.863	1'05.470	31.901	181.863	2
32.	1:38'57.555	2'52.815 (31)	46.622	28.523	1'05.530	32.140	183.382	2
33.	1:42'04.454	3'06.899 (55)	46.986	29.528	1'05.798	44.587	180.000	2
		Pit						
34.	1:47'28.546	5'24.092 (61)	3'18.592	28.718	1'04.793	31.989	180.000	1
35.	1:50'18.709	2'50.163 (22)	46.039	28.167	1'04.315	31.642	180.370	1
36.	1:53'06.471	2'47.762 (11)	45.259	27.698	1'03.278	31.527	184.538	1
37.	1:55'55.127	2'48.656 (16)	45.710	27.785	1'03.463	31.698	181.488	1
38.	1:58'43.538	2'48.411 (15)	45.358	27.761	1'03.836	31.456	183.382	1
39.	2:01'31.738	2'48.200 (13)	46.342	27.919	1'02.977	30.962	185.316	1
40.	2:04'18.151	2'46.413 (5)	45.166	27.269	1'02.682	31.296	182.620	1
41.	2:07'04.479	2'46.328 (4)	45.094	27.181	1'02.674	31.379	182.241	1
42.	2:09'50.735	2'46.256 (2)	44.878	27.428	1'02.762	31.188	184.151	1
43.	2:12'37.641	2'46.906 (7)	45.005	27.557	1'02.846	31.498	184.538	1
44.	2:15'25.678	2'48.037 (12)	45.446	27.561	1'02.820	32.210	184.151	1
45.	2:18'12.942	2'47.264 (8)	45.111	27.668	1'03.246	31.239	182.241	1
46.	2:20'59.242	2'46.300 (3)	44.702	27.219	1'03.103	31.276	184.538	1
47.	2:23'44.573	<b>B 2'45.331</b> (1)	45.093	27.071	1'02.342	30.825	184.538	1
48.	2:26'31.324	2'46.751 (6)	44.679	27.956	1'02.817	31.299	185.316	1
49.	2:29'18.892	2'47.568 (9)	45.503	27.733	1'02.720	31.612	185.316	1
50.	2:32'20.854	3'01.962 (52)	45.015	27.527	1'02.630	46.790	184.151	1
		Pit						
51.	2:38'43.037	6'22.183 (62)	4'11.974	30.438	1'06.443	33.328	182.241	2
52.	2:41'39.452	2'56.415 (46)	47.942	30.072	1'05.723	32.678	182.241	2
53.	2:44'37.418	2'57.966 (49)	49.386	29.558	1'06.223	32.799	184.538	2
54.	2:47'33.082	2'55.664 (40)	48.272	29.258	1'05.443	32.691	182.241	2





JP250 4時間耐久  
ロードレース

MFJ承認競技会

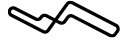
**FUN&RUN! 2-Wheels**



JP250 DUNLOP OFFICIAL TYRE SUPPLIER

JP250 鈴鹿4時間耐久ロードレース 決勝レース

2024 / 11 / 24 :



SUZUKA CIRCUIT

個別ラップ表

Weather :Fine

Full Course 2-Wheels(5,821m)

Track :Dry

Lap	Passing Time	Lap Time	Sec1	Sec2	Sec3	Sec4	km/h	Driver No
		2'55.317 (38)	47.976	30.077	1'04.815	32.449	184.538	2
55.	2:50'28.399	2'54.277 (34)	47.370	29.263	1'05.380	32.264	182.620	2
56.	2:53'22.676	2'54.659 (36)	47.883	29.980	1'04.549	32.247	183.000	2
57.	2:56'17.335	2'58.810 (50)	47.912	29.753	1'06.413	34.732	180.370	2
58.	2:59'16.145	2'56.596 (47)	49.107	29.737	1'05.378	32.374	182.620	2
59.	3:02'12.741	2'55.260 (37)	47.671	29.391	1'05.745	32.453	182.241	2
60.	3:05'08.001	2'55.690 (41)	48.210	29.233	1'06.079	32.168	183.000	2
61.	3:08'03.691	3'03.623 (54)	48.333	29.512	1'12.181	33.597	181.488	2
62.	3:11'07.314	2'59.559 (51)	49.109	30.432	1'06.821	33.197	180.000	2
63.	3:14'06.873							



JP250 4時間耐久  
ロードレース

MFJ承認競技会

FUN&RUN! 2-Wheels



JP250 DUNLOP OFFICIAL TYRE SUPPLIER

JP250 鈴鹿4時間耐久ロードレース 決勝レース

2024 / 11 / 24 :



SUZUKA CIRCUIT

個別ラップ表

Weather :Fine

Full Course 2-Wheels(5,821m)

Track :Dry

No	39	Best Time	2'41.517	129.742 km/h
Name	羽山/尾畑	Total Time	3:11'59.785	65 Laps
Team	モトクラッシュ&プロアームの会	Average Lap Time	2'57.035	
Type	Honda/CBR250RR	Today's Rank	19 / 45	
		Today's Top Time	2'32.807	137.138 km/h
No	39 (Driver1)	Best Time	2'41.517	129.742 km/h
Name	羽山 成親	Total Time	1:31'29.230	31 Laps
Team	モトクラッシュ&プロアームの会	Average Lap Time	2'56.657	
Type	Honda/CBR250RR	Today's Rank	55 / 120	
		Today's Top Time	2'29.475	140.195 km/h
No	39 (Driver2)	Best Time	2'48.503	124.363 km/h
Name	尾畑 貞幸	Total Time	1:40'30.555	34 Laps
Team	モトクラッシュ&プロアームの会	Average Lap Time	2'54.592	
Type	Honda/CBR250RR	Today's Rank	99 / 120	
		Today's Top Time	2'29.475	140.195 km/h

Lap	Passing Time	Lap Time	Sec1	Sec2	Sec3	Sec4	km/h	Driver No
			59.854	29.775	1'03.152	36.739	160.000	1
1.	3'09.520							1
2.	7'11.512	4'01.992 (61)	46.678	51.427	1'31.497	52.390	55.003	1
3.	11'21.489	4'09.977 (63)	1'14.388	42.262	1'26.668	46.659	113.342	1
4.	15'27.250	4'05.761 (62)	1'05.623	43.574	1'31.101	45.463	59.633	1
5.	18'57.796	3'30.546 (58)	1'10.809	45.099	1'03.929	30.709	185.708	1
6.	21'41.120	2'43.324 (13)	44.253	26.634	1'02.238	30.199	183.382	1
7.	24'23.933	2'42.813 (8)	44.323	27.108	1'01.503	29.879	181.113	1
8.	27'06.594	2'42.661 (5)	43.966	27.051	1'01.381	30.263	182.620	1
9.	29'49.954	2'43.360 (14)	44.154	26.770	1'02.251	30.185	182.620	1
10.	32'32.032	2'42.078 (2)	44.179	26.726	1'01.052	30.121	183.766	1
11.	35'14.496	2'42.464 (3)	43.944	26.977	1'01.525	30.018	179.632	1
12.	38'13.999	2'59.503 (57)	44.469	27.375	1'02.287	45.372	157.986	1
13.	42'43.017	4'29.018 (64)	2'22.780	28.428	1'05.650	32.160	169.249	2
14.	45'36.158	2'53.141 (40)	46.663	28.302	1'06.151	32.025	168.599	2
15.	48'28.241	2'52.083 (36)	46.310	28.795	1'05.028	31.950	170.563	2
16.	51'20.276	2'52.035 (35)	46.298	28.498	1'05.300	31.939	167.634	2
17.	54'13.389	2'53.113 (39)	46.384	28.496	1'05.961	32.272	166.679	2
18.	57'04.802	2'51.413 (34)	46.497	28.437	1'04.553	31.926	169.575	2
19.	59'56.062	2'51.260 (32)	46.343	27.880	1'05.051	31.986	168.276	2
20.	1:02'49.805	2'53.743 (45)	46.390	28.274	1'05.327	33.752	169.575	2
21.	1:05'41.141	2'51.336 (33)	46.010	28.115	1'05.156	32.055	169.575	2
22.	1:08'32.039	2'50.898 (31)	45.662	28.012	1'05.419	31.805	170.895	2
23.	1:11'21.791	2'49.752 (26)	45.540	28.149	1'04.181	31.882	171.898	2



JP250 4時間耐久  
ロードレース

MFJ承認競技会

FUN&RUN! 2-Wheels



JP250 DUNLOP OFFICIAL TYRE SUPPLIER

JP250 鈴鹿4時間耐久ロードレース 決勝レース

2024 / 11 / 24



SUZUKA CIRCUIT

個別ラップ表

Weather :Fine

Full Course 2-Wheels(5,821m)

Track :Dry

Lap	Passing Time	Lap Time	Sec1	Sec2	Sec3	Sec4	km/h	Driver No
24.	1:14'12.301	2'50.510 (30)	45.735	28.444	1'04.849	31.482	167.314	2
25.	1:17'02.684	2'50.383 (28)	45.655	28.171	1'04.800	31.757	166.049	2
26.	1:19'52.911	2'50.227 (27)	46.055	28.537	1'04.363	31.272	172.913	2
27.	1:22'41.414	2'48.503 (24)	45.080	27.739	1'04.303	31.381	168.276	2
28.	1:25'30.705	2'49.291 (25)	45.442	27.859	1'04.424	31.566	170.563	2
29.	1:28'21.131	2'50.426 (29)	45.803	28.066	1'04.915	31.642	169.903	2
30.	1:31'19.034	2'57.903 (56)	46.089	27.905	1'05.078	38.831	162.968	2
31.	1:35'14.266	3'55.232 (59)	1'52.779	27.825	1'04.145	30.483	182.620	1
32.	1:37'59.650	2'45.384 (22)	44.867	27.030	1'03.169	30.318	184.926	1
33.	1:40'43.370	2'43.720 (17)	44.302	27.064	1'01.772	30.582	181.113	1
34.	1:43'28.030	2'44.660 (19)	44.288	27.483	1'02.597	30.292	183.766	1
35.	1:46'09.547	<b>B 2'41.517</b> (1)	43.674	26.567	1'01.244	30.032	180.000	1
36.	1:48'52.479	2'42.932 (10)	44.141	26.527	1'01.529	30.735	178.174	1
37.	1:51'37.819	2'45.340 (21)	45.677	27.133	1'01.929	30.601	178.900	1
38.	1:54'20.747	2'42.928 (9)	44.184	26.654	1'01.782	30.308	179.632	1
39.	1:57'04.317	2'43.570 (15)	43.697	27.024	1'02.359	30.490	178.537	1
40.	1:59'48.212	2'43.895 (18)	44.455	26.945	1'01.756	30.739	184.151	1
41.	2:02'35.776	2'47.564 (23)	47.712	27.030	1'02.590	30.232	177.455	1
42.	2:05'18.500	2'42.724 (7)	44.087	26.915	1'01.524	30.198	178.537	1
43.	2:08'02.080	2'43.580 (16)	43.742	27.409	1'02.820	29.609	181.863	1
44.	2:10'44.627	2'42.547 (4)	43.770	26.807	1'01.902	30.068	180.000	1
45.	2:13'27.861	2'43.234 (12)	44.024	27.114	1'01.818	30.278	179.265	1
46.	2:16'10.860	2'42.999 (11)	44.346	26.878	1'01.537	30.238	183.766	1
47.	2:18'55.805	2'44.945 (20)	45.442	27.229	1'02.010	30.264	180.000	1
48.	2:21'38.504	2'42.699 (6)	43.760	26.773	1'01.918	30.248	178.900	1
49.	2:24'34.265	2'55.761 (54)	44.452	27.038	1'02.809	41.462	174.980	1
50.	2:28'30.280	3'56.015 (60)	1'47.884	29.181	1'06.488	32.462	166.679	2
51.	2:31'26.235	2'55.955 (55)	47.305	29.116	1'06.761	32.773	164.494	2
52.	2:34'20.642	2'54.407 (50)	47.467	28.509	1'05.922	32.509	165.113	2
53.	2:37'14.236	2'53.594 (43)	46.858	28.948	1'05.789	31.999	168.276	2
54.	2:40'08.701	2'54.465 (51)	46.811	28.916	1'06.465	32.273	165.113	2



JP250 4時間耐久  
ロードレース

MFJ承認競技会

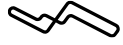
**FUN&RUN! 2-Wheels**



JP250 DUNLOP OFFICIAL TYRE SUPPLIER

JP250 鈴鹿4時間耐久ロードレース 決勝レース

2024 / 11 / 24 :



SUZUKA CIRCUIT

個別ラップ表

Weather :Fine

Full Course 2-Wheels(5,821m)

Track :Dry

Lap	Passing Time	Lap Time	Sec1	Sec2	Sec3	Sec4	km/h	Driver No
55.	2:43'02.776	2'54.075 (47)	46.507	28.794	1'06.346	32.428	164.187	2
56.	2:45'55.142	2'52.366 (37)	45.876	28.507	1'05.738	32.245	164.803	2
57.	2:48'49.312	2'54.170 (49)	47.000	28.972	1'05.768	32.430	163.575	2
58.	2:51'43.825	2'54.513 (52)	47.268	28.895	1'05.800	32.550	166.996	2
59.	2:54'37.601	2'53.776 (46)	47.064	28.805	1'05.788	32.119	164.187	2
60.	2:57'31.145	2'53.544 (42)	46.571	28.858	1'05.852	32.263	167.634	2
61.	3:00'24.514	2'53.369 (41)	46.159	29.895	1'05.432	31.883	167.954	2
62.	3:03'19.364	2'54.850 (53)	46.664	29.032	1'06.561	32.593	166.679	2
63.	3:06'11.987	2'52.623 (38)	45.987	28.426	1'05.903	32.307	169.575	2
64.	3:09'05.657	2'53.670 (44)	46.515	28.960	1'05.890	32.305	165.424	2
65.	3:11'59.785	2'54.128 (48)	46.795	28.826	1'06.329	32.178	166.364	2



JP250 4時間耐久  
ロードレース

MFJ承認競技会

**FUN&RUN! 2-Wheels**



JP250 DUNLOP OFFICIAL TYRE SUPPLIER

JP250 鈴鹿4時間耐久ロードレース 決勝レース

2024 / 11 / 24 :



SUZUKA CIRCUIT

個別ラップ表

Weather :Fine

Full Course 2-Wheels(5,821m)

Track :Dry

No	41	Best Time	2'32.807	137.138 km/h
Name	片田/南	Total Time	1:54'53.735	38 Laps
Team	Team BabyFace	Average Lap Time	3'01.867	
Type	YAMAHA/YZF-R3	Today's Rank	1 / 45	
		Today's Top Time	2'32.807	137.138 km/h
No	41 (Driver1)	Best Time	2'32.807	137.138 km/h
Name	片田 泰志	Total Time	1:41'46.869	34 Laps
Team	Team BabyFace	Average Lap Time	3'00.067	
Type	YAMAHA/YZF-R3	Today's Rank	6 / 120	
		Today's Top Time	2'29.475	140.195 km/h
No	41 (Driver2)	Best Time	2'38.222	132.444 km/h
Name	南 博之	Total Time	13'06.866	4 Laps
Team	Team BabyFace	Average Lap Time	3'09.022	
Type	YAMAHA/YZF-R3	Today's Rank	38 / 120	
		Today's Top Time	2'29.475	140.195 km/h

Lap	Passing Time	Lap Time	Sec1	Sec2	Sec3	Sec4	km/h	Driver No
			50.918	25.848	58.866	29.005	192.210	1
1.	2'44.637							
2.	6'58.856	4'14.219 (35)	59.212	50.893	1'33.542	50.572	78.080	1
3.	11'07.547	4'08.691 (34)	1'15.160	40.433	1'29.550	43.548	98.697	1
4.	15'15.353	4'07.806 (33)	1'08.500	43.775	1'29.453	46.078	106.344	1
5.	18'41.035	3'25.682 (31)	1'11.157	45.484	59.945	29.096	198.284	1
6.	21'16.370	2'35.335 (14)	42.420	25.571	58.648	28.696	199.184	1
7.	23'51.431	2'35.061 (13)	42.508	25.736	58.409	28.408	190.542	1
8.	26'27.047	2'35.616 (15)	42.419	25.595	58.849	28.753	188.094	1
9.	29'03.029	2'35.982 (20)	42.338	25.981	58.613	29.050	191.373	1
10.	31'40.885	2'37.856 (24)	42.746	27.779	58.846	28.485	195.635	1
11.	34'15.679	2'34.794 (11)	42.176	25.572	58.412	28.634	188.498	1
12.	36'50.321	2'34.642 (10)	41.827	25.496	58.367	28.952	188.903	1
13.	39'26.283	2'35.962 (18)	41.790	25.631	58.940	29.601	190.957	1
14.	42'00.813	2'34.530 (7)	42.647	25.203	58.118	28.562	188.498	1
15.	44'36.782	2'35.969 (19)	41.880	25.456	58.523	30.110	199.184	1
16.	47'10.948	2'34.166 (5)	41.782	25.476	58.528	28.380	194.336	1
17.	49'55.656	2'44.708 (26)	41.644	25.067	59.143	38.854	186.894	1
		Pit						
18.	53'35.454	3'39.798 (32)	1'44.565	26.766	59.671	28.796	191.373	2
19.	56'13.676	2'38.222 (25)	42.627	26.097	1'00.041	29.457	190.542	2
20.	59'37.988	3'24.312 (29)	42.350	26.126	59.616	1'16.220	188.094	2
21.	1:03'02.522	3'24.534 (30)	50.199	31.343	1'14.368	48.624	157.986	2
		Pit						
22.	1:11'10.546	8'08.024 (37)	6'12.142	27.237	59.723	28.922	185.316	1
23.	1:13'46.963	2'36.417 (23)	42.834	26.178	58.973	28.432	186.894	1



JP250 4時間耐久  
ロードレース

MFJ承認競技会

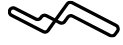
**FUN&RUN! 2-Wheels**



JP250 DUNLOP OFFICIAL TYRE SUPPLIER

JP250 鈴鹿4時間耐久ロードレース 決勝レース

2024 / 11 / 24 :



SUZUKA CIRCUIT

個別ラップ表

Weather :Fine

Track :Dry

Full Course 2-Wheels(5,821m)

Lap	Passing Time	Lap Time	Sec1	Sec2	Sec3	Sec4	km/h	Driver No
24.	1:16'21.195	2'34.232 (6)	41.957	25.281	58.843	28.151	187.292	1
25.	1:18'57.030	2'35.835 (17)	42.592	25.711	59.365	28.167	190.542	1
26.	1:21'33.424	2'36.394 (22)	42.234	25.325	1'00.501	28.334	189.310	1
27.	1:24'08.375	2'34.951 (12)	42.763	25.321	58.691	28.176	191.790	1
28.	1:26'44.186	2'35.811 (16)	43.058	25.677	59.018	28.058	186.497	1
29.	1:29'17.845	2'33.659 (2)	41.782	25.398	58.323	28.156	191.373	1
30.	1:32'06.159	2'48.314 (27)	43.569	25.246	58.884	40.615	186.102	1
31.	1:36'31.563	4'25.404 (36)	2'31.524	25.469	58.837	29.574	190.130	1
32.	1:39'06.120	2'34.557 (8)	42.260	25.599	58.678	28.020	188.903	1
33.	1:41'40.269	2'34.149 (4)	41.684	26.141	58.294	28.030	189.310	1
34.	1:44'16.342	2'36.073 (21)	42.291	26.706	58.431	28.645	188.903	1
35.	1:46'50.971	2'34.629 (9)	41.875	25.972	58.675	28.107	186.894	1
36.	1:49'24.818	2'33.847 (3)	41.815	25.171	58.728	28.133	190.957	1
37.	1:51'57.625	<b>B 2'32.807</b> (1)	41.606	25.067	57.902	28.232	189.310	1
38.	1:54'53.735	2'56.110 (28)	42.501	25.929	1'00.179	47.501	174.980	1



JP250 4時間耐久  
ロードレース

MFJ承認競技会

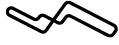
**FUN&RUN! 2-Wheels**



JP250 DUNLOP OFFICIAL TYRE SUPPLIER

JP250 鈴鹿4時間耐久ロードレース 決勝レース

2024 / 11 / 24 :



SUZUKA CIRCUIT

個別ラップ表

Weather :Fine

Track :Dry

Full Course 2-Wheels(5,821m)

No	44	Best Time	2'43.236	128.376 km/h
Name	岡田/山崎	Total Time	3:11'43.743	65 Laps
Team	MC racing with 8810R	Average Lap Time	2'56.705	
Type	Honda/CBR250RR	Today's Rank	26 / 45	
		Today's Top Time	2'32.807	137.138 km/h
No	44 (Driver1)	Best Time	2'43.236	128.376 km/h
Name	岡田 正樹	Total Time	1:56'53.257	40 Laps
Team	MC racing with 8810R	Average Lap Time	2'54.837	
Type	Honda/CBR250RR	Today's Rank	72 / 120	
		Today's Top Time	2'29.475	140.195 km/h
No	44 (Driver2)	Best Time	2'47.481	125.122 km/h
Name	山崎 憲一	Total Time	1:14'50.486	25 Laps
Team	MC racing with 8810R	Average Lap Time	2'56.280	
Type	Honda/CBR250RR	Today's Rank	95 / 120	
		Today's Top Time	2'29.475	140.195 km/h
No	44 (Driver3)	Best Time		km/h
Name	高田 達人	Total Time		Laps
Team	MC racing with 8810R	Average Lap Time		
Type	Honda/CBR250RR	Today's Rank		
		Today's Top Time	2'29.475	140.195 km/h

Lap	Passing Time	Lap Time	Sec1	Sec2	Sec3	Sec4	km/h	Driver No
			1'04.354	30.977	1'05.106	34.144	160.879	1
1.	3'14.581							
		4'04.320 (60)	47.830	49.602	1'29.301	57.587	61.859	1
2.	7'18.901							
		4'09.832 (62)	1'11.157	44.301	1'27.797	46.577	124.419	1
3.	11'28.733							
		4'05.928 (61)	1'02.665	44.120	1'30.674	48.469	55.176	1
4.	15'34.661							
		3'29.127 (58)	1'07.830	45.021	1'04.411	31.865	184.538	1
5.	19'03.788							
		2'46.415 (32)	45.842	27.426	1'02.107	31.040	184.538	1
6.	21'50.203							
		2'45.932 (29)	45.604	27.621	1'02.324	30.383	181.488	1
7.	24'36.135							
		2'44.696 (15)	44.667	27.328	1'02.166	30.535	181.113	1
8.	27'20.831							
		2'45.791 (28)	44.693	28.170	1'02.511	30.417	180.741	1
9.	30'06.622							
		2'45.442 (24)	45.033	27.506	1'02.614	30.289	179.265	1
10.	32'52.064							
		2'44.674 (14)	44.947	27.236	1'02.076	30.415	177.814	1
11.	35'36.738							
		2'44.780 (18)	44.951	27.236	1'02.273	30.320	180.741	1
12.	38'21.518							
		2'43.396 (2)	44.486	27.188	1'01.410	30.312	185.316	1
13.	41'04.914							
		2'43.990 (6)	44.682	27.636	1'01.507	30.165	179.632	1
14.	43'48.904							
		2'44.553 (11)	45.027	27.497	1'02.268	29.761	177.814	1
15.	46'33.457							
		2'43.490 (3)	44.978	26.950	1'01.789	29.773	178.900	1
16.	49'16.947							
		2'44.096 (9)	44.904	26.934	1'01.881	30.377	180.370	1
17.	52'01.043							
		2'44.739 (16)	44.840	27.536	1'02.454	29.909	179.265	1
18.	54'45.782							
		2'43.940 (4)	44.565	27.319	1'01.984	30.072	179.265	1
19.	57'29.722							
		2'44.058 (8)	44.957	26.995	1'01.521	30.585	182.620	1
20.	1:00'13.780							



JP250 4時間耐久  
ロードレース

MFJ承認競技会

FUN&RUN! 2-Wheels



JP250 DUNLOP OFFICIAL TYRE SUPPLIER

JP250 鈴鹿4時間耐久ロードレース 決勝レース

2024 / 11 / 24 :



SUZUKA CIRCUIT

個別ラップ表

Weather :Fine

Full Course 2-Wheels(5,821m)

Track :Dry

Lap	Passing Time	Lap Time	Sec1	Sec2	Sec3	Sec4	km/h	Driver No
21.	1:02'58.422	2'44.642 (13)	44.703	27.572	1'01.888	30.479	179.632	1
22.	1:05'44.060	2'45.638 (27)	44.613	27.893	1'03.488	29.644	180.741	1
23.	1:08'42.859	2'58.799 (55)	44.500	26.878	1'03.048	44.373	175.329	1
24.	1:13'02.605	4'19.746 (64)	2'14.145	28.857	1'05.279	31.465	180.370	2
25.	1:15'52.833	2'50.228 (38)	45.763	27.968	1'04.355	32.142	174.286	2
26.	1:18'44.609	2'51.776 (43)	46.826	28.453	1'04.432	32.065	185.316	2
27.	1:21'35.274	2'50.665 (40)	46.027	28.449	1'04.659	31.530	178.900	2
28.	1:24'26.993	2'51.719 (42)	46.485	28.523	1'05.110	31.601	180.370	2
29.	1:27'16.546	2'49.553 (35)	45.470	28.033	1'04.429	31.621	182.620	2
30.	1:30'06.482	2'49.936 (37)	45.541	28.740	1'04.475	31.180	183.766	2
31.	1:32'56.186	2'49.704 (36)	45.746	28.059	1'04.718	31.181	179.265	2
32.	1:35'46.631	2'50.445 (39)	46.117	28.177	1'04.706	31.445	180.000	2
33.	1:38'37.994	2'51.363 (41)	45.958	28.204	1'05.581	31.620	181.863	2
34.	1:41'33.006	2'55.012 (50)	45.936	29.744	1'06.037	33.295	183.382	2
35.	1:44'25.356	2'52.350 (44)	46.917	29.294	1'05.057	31.082	181.113	2
36.	1:47'12.837	2'47.481 (33)	45.297	27.801	1'03.620	30.763	182.620	2
37.	1:50'00.628	2'47.791 (34)	45.076	28.148	1'03.409	31.158	184.926	2
38.	1:53'01.882	3'01.254 (56)	45.835	28.014	1'04.443	42.962	180.000	2
39.	1:57'02.896	4'01.014 (59)	1'57.762	27.972	1'03.877	31.403	181.488	1
40.	1:59'47.735	2'44.839 (19)	44.646	27.386	1'02.343	30.464	180.741	1
41.	2:02'32.960	2'45.225 (21)	44.861	27.417	1'02.269	30.678	176.032	1
42.	2:05'16.963	2'44.003 (7)	44.614	27.387	1'01.800	30.202	178.900	1
43.	2:08'02.410	2'45.447 (25)	44.919	27.642	1'03.183	29.703	180.000	1
44.	2:10'46.391	2'43.981 (5)	44.317	27.213	1'02.668	29.783	178.537	1
45.	2:13'30.556	2'44.165 (10)	44.496	27.246	1'01.779	30.644	179.265	1
46.	2:16'13.792	<b>B 2'43.236</b> (1)	44.070	26.852	1'02.220	30.094	181.488	1
47.	2:18'58.358	2'44.566 (12)	45.120	27.159	1'01.523	30.764	180.370	1
48.	2:21'43.746	2'45.388 (23)	45.027	27.630	1'02.304	30.427	179.265	1
49.	2:24'28.490	2'44.744 (17)	44.601	27.231	1'02.785	30.127	180.370	1
50.	2:27'13.939	2'45.449 (26)	44.769	27.341	1'03.290	30.049	178.537	1
51.	2:29'59.246	2'45.307 (22)	44.764	27.435	1'02.667	30.441	177.814	1





JP250 4時間耐久  
ロードレース

MFJ承認競技会

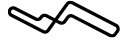
**FUN&RUN! 2-Wheels**



JP250 DUNLOP OFFICIAL TYRE SUPPLIER

JP250 鈴鹿4時間耐久ロードレース 決勝レース

2024 / 11 / 24 :



SUZUKA CIRCUIT

個別ラップ表

Weather :Fine

Track :Dry

Full Course 2-Wheels(5,821m)

Lap	Passing Time	Lap Time	Sec1	Sec2	Sec3	Sec4	km/h	Driver No
		2'45.028 (20)	44.943	27.647	1'02.337	30.101	178.537	1
52.	2:32'44.274	2'46.160 (31)	45.095	27.703	1'02.485	30.877	176.740	1
53.	2:35'30.434	2'46.130 (30)	45.265	27.477	1'02.946	30.442	176.032	1
54.	2:38'16.564	2'55.716 (54)	45.454	27.536	1'02.384	40.342	178.537	1
55.	2:41'12.280 Pit	4'16.331 (63)	2'07.761	29.494	1'07.243	31.833	178.174	2
56.	2:45'28.611	3'01.587 (57)	47.359	29.062	1'05.273	39.893	179.632	2
57.	2:48'30.198	2'55.490 (52)	46.933	29.597	1'06.254	32.706	180.741	2
58.	2:51'25.688	2'54.865 (49)	48.286	29.601	1'05.711	31.267	178.537	2
59.	2:54'20.553	2'53.084 (47)	46.090	29.186	1'05.932	31.876	174.286	2
60.	2:57'13.637	2'52.788 (46)	46.406	29.035	1'05.811	31.536	176.386	2
61.	3:00'06.425	2'55.628 (53)	47.814	29.524	1'06.539	31.751	176.740	2
62.	3:03'02.053	2'55.305 (51)	47.174	28.862	1'06.355	32.914	177.097	2
63.	3:05'57.358	2'53.807 (48)	46.493	29.649	1'04.902	32.763	179.632	2
64.	3:08'51.165	2'52.578 (45)	46.380	29.077	1'05.651	31.470	177.455	2
65.	3:11'43.743							



JP250 4時間耐久  
ロードレース

MFJ承認競技会

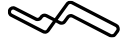
FUN&RUN! 2-Wheels



JP250 DUNLOP OFFICIAL TYRE SUPPLIER

JP250 鈴鹿4時間耐久ロードレース 決勝レース

2024 / 11 / 24



SUZUKA CIRCUIT

個別ラップ表

Weather :Fine

Full Course 2-Wheels(5,821m)

Track :Dry

No	57	Best Time	2'45.592	126.550 km/h
Name	金内/山本	Total Time	3:11'33.079	52 Laps
Team	RUNZE@鈴鹿R&D	Average Lap Time	3'41.348	
Type	YAMAHA/YZF-R25	Today's Rank	35 / 45	
		Today's Top Time	2'32.807	137.138 km/h
No	57 (Driver1)	Best Time	2'48.693	124.223 km/h
Name	金内 紀雄	Total Time	2:07'51.678	32 Laps
Team	RUNZE@鈴鹿R&D	Average Lap Time	4'00.883	
Type	YAMAHA/YZF-R25	Today's Rank	100 / 120	
		Today's Top Time	2'29.475	140.195 km/h
No	57 (Driver2)	Best Time	2'45.592	126.550 km/h
Name	山本 宏幸	Total Time	1:03'41.401	20 Laps
Team	RUNZE@鈴鹿R&D	Average Lap Time	3'08.313	
Type	YAMAHA/YZF-R25	Today's Rank	88 / 120	
		Today's Top Time	2'29.475	140.195 km/h

Lap	Passing Time	Lap Time	Sec1	Sec2	Sec3	Sec4	km/h	Driver No
			1'06.324	32.097	1'09.150	36.714	164.187	1
1.	3'24.285							1
2.	7'26.569	4'02.284 (44)	49.037	45.827	1'29.683	57.737	128.047	1
3.	11'36.102	4'09.533 (48)	1'09.498	46.382	1'29.649	44.004	160.000	1
4.	15'43.163	4'07.061 (47)	1'01.769	44.675	1'30.653	49.964	48.692	1
5.	19'13.708	3'30.545 (42)	1'06.006	44.400	1'07.638	32.501	172.913	1
6.	22'09.655	2'55.947 (38)	48.139	29.184	1'06.393	32.231	172.913	1
7.	25'03.748	2'54.093 (36)	46.903	29.170	1'06.094	31.926	169.903	1
8.	27'57.343	2'53.595 (33)	47.056	29.062	1'05.490	31.987	169.249	1
9.	30'51.502	2'54.159 (37)	48.335	28.954	1'05.622	31.248	168.923	1
10.	33'43.793	2'52.291 (28)	46.822	28.494	1'05.365	31.610	167.954	1
11.	36'35.584	2'51.791 (27)	46.220	28.472	1'05.602	31.497	167.954	1
12.	39'26.251	2'50.667 (20)	45.694	28.328	1'05.001	31.644	170.233	1
13.	42'14.944	2'48.693 (17)	45.520	27.815	1'04.492	30.866	173.254	1
14.	45'08.003	2'53.059 (30)	47.484	27.926	1'05.215	32.434	169.903	1
15.	48'11.240	3'03.237 (41)	45.490	28.462	1'05.475	43.810	165.736	1
		Pit						
16.	52'14.679	4'03.439 (45)	1'59.245	28.704	1'04.573	30.917	166.996	2
17.	55'02.572	2'47.893 (15)	45.289	27.607	1'04.391	30.606	169.903	2
18.	57'50.200	2'47.628 (14)	45.321	27.830	1'03.630	30.847	173.597	2
19.	1:00'35.792	<b>B 2'45.592</b> (1)	44.697	27.278	1'03.331	30.286	172.574	2
20.	1:03'22.378	2'46.586 (8)	44.688	27.400	1'03.482	31.016	169.903	2
21.	1:06'08.212	2'45.834 (3)	45.461	27.183	1'02.837	30.353	170.895	2
22.	1:08'55.558	2'47.346 (11)	44.723	28.456	1'03.717	30.450	167.634	2
23.	1:11'41.798	2'46.240 (5)	44.800	27.809	1'03.337	30.294	166.996	2



JP250 4時間耐久  
ロードレース

MFJ承認競技会

**FUN&RUN! 2-Wheels**



JP250 DUNLOP OFFICIAL TYRE SUPPLIER

JP250 鈴鹿4時間耐久ロードレース 決勝レース

2024 / 11 / 24 :



SUZUKA CIRCUIT

個別ラップ表

Weather :Fine

Full Course 2-Wheels(5,821m)

Track :Dry

Lap	Passing Time	Lap Time	Sec1	Sec2	Sec3	Sec4	km/h	Driver No
24.	1:14'28.089	2'46.291 (6)	44.640	27.429	1'03.491	30.731	167.314	2
25.	1:17'15.614	2'47.525 (12)	45.815	27.613	1'03.485	30.612	170.233	2
26.	1:20'03.739	2'48.125 (16)	44.982	27.777	1'04.471	30.895	176.740	2
27.	1:22'51.338	2'47.599 (13)	44.377	27.572	1'05.079	30.571	170.233	2
28.	1:25'37.123	2'45.785 (2)	45.104	27.549	1'02.992	30.140	169.903	2
29.	1:28'30.810	Pit 2'53.687 (34)	44.882	27.303	1'03.212	38.290	168.599	2
30.	1:32'34.391	4'03.581 (46)	1'53.327	29.681	1'07.486	33.087	168.923	1
31.	1:35'28.460	2'54.069 (35)	46.988	28.534	1'06.565	31.982	168.599	1
32.	1:38'21.881	2'53.421 (31)	46.674	28.718	1'06.373	31.656	169.903	1
33.	1:41'14.924	2'53.043 (29)	46.681	28.902	1'05.695	31.765	168.276	1
34.	1:44'06.307	2'51.383 (23)	45.858	28.063	1'05.358	32.104	166.996	1
35.	1:46'59.780	2'53.473 (32)	46.688	28.314	1'05.291	33.180	166.679	1
36.	1:49'51.173	2'51.393 (24)	46.053	28.154	1'04.892	32.294	170.895	1
37.	1:52'42.198	2'51.025 (21)	46.498	28.471	1'04.671	31.385	170.895	1
38.	1:55'33.885	2'51.687 (26)	46.207	28.222	1'05.205	32.053	169.903	1
39.	1:58'25.187	2'51.302 (22)	45.587	28.335	1'05.727	31.653	171.563	1
40.	2:01'14.304	2'49.117 (18)	45.914	27.842	1'04.154	31.207	172.235	1
41.	2:04'04.700	2'50.396 (19)	45.693	28.012	1'04.628	32.063	172.574	1
42.	2:06'56.227	2'51.527 (25)	45.939	28.428	1'05.101	32.059	170.895	1
43.	2:09'57.431	Pit 3'01.204 (40)	46.996	28.597	1'05.257	40.354	164.803	1
44.	2:13'49.721	3'52.290 (43)	1'50.608	27.762	1'03.502	30.418	168.923	2
45.	2:16'36.104	2'46.383 (7)	45.095	27.374	1'03.416	30.498	168.599	2
46.	2:19'22.198	2'46.094 (4)	44.865	27.201	1'03.237	30.791	171.563	2
47.	2:22'09.003	2'46.805 (10)	44.950	27.501	1'03.685	30.669	167.954	2
48.	2:24'55.663	2'46.660 (9)	45.001	27.529	1'03.121	31.009	176.740	2
49.	2:33'19.262	Pit 8'23.599 (50)	45.467	27.472	1'03.678	6'06.982	169.903	2
50.	3:03'37.545	Pit 30'18.283 (51)	27'32.014	36.900	1'24.406	44.963	142.829	1
51.	3:08'34.098	4'56.553 (49)	2'44.857	30.275	1'08.088	33.333	164.187	1
52.	3:11'33.079	2'58.981 (39)	47.754	30.178	1'08.104	32.945	165.736	1



JP250 4時間耐久  
ロードレース

MFJ承認競技会

FUN&RUN! 2-Wheels



JP250 DUNLOP OFFICIAL TYRE SUPPLIER

JP250 鈴鹿4時間耐久ロードレース 決勝レース

2024 / 11 / 24 :



SUZUKA CIRCUIT

個別ラップ表

Weather :Fine

Full Course 2-Wheels(5,821m)

Track :Dry

No	58	Best Time	2'36.762	133.678 km/h
Name	大塚/草薙	Total Time	3:12'05.648	69 Laps
Team	TEAM ATSU+speedHeart+DFR	Average Lap Time	2'46.932	
Type	Honda/CBR250RR	Today's Rank	6 / 45	
		Today's Top Time	2'32.807	137.138 km/h

No	58 (Driver1)	Best Time	2'36.762	133.678 km/h
Name	大塚 将樹	Total Time	1:36'41.104	34 Laps
Team	TEAM ATSU+speedHeart+DFR	Average Lap Time	2'50.510	
Type	Honda/CBR250RR	Today's Rank	27 / 120	
		Today's Top Time	2'29.475	140.195 km/h

No	58 (Driver2)	Best Time	2'37.829	132.774 km/h
Name	草薙 伸一	Total Time	1:35'24.544	35 Laps
Team	TEAM ATSU+speedHeart+DFR	Average Lap Time	2'42.066	
Type	Honda/CBR250RR	Today's Rank	35 / 120	
		Today's Top Time	2'29.475	140.195 km/h

Lap	Passing Time	Lap Time	Sec1	Sec2	Sec3	Sec4	km/h	Driver No
			52.717	28.887	1'02.031	30.608	182.241	1
1.	2'54.243							
2.	7'01.683	4'07.440 (67)	51.743	51.468	1'33.902	50.327	80.293	1
3.	11'10.688	4'09.005 (68)	1'14.739	42.009	1'28.057	44.200	95.582	1
4.	15'18.117	4'07.429 (66)	1'08.143	43.384	1'30.382	45.520	88.907	1
5.	18'46.073	3'27.956 (62)	1'11.571	45.927	1'01.186	29.272	182.620	1
6.	21'24.532	2'38.459 (14)	43.096	26.433	59.571	29.359	190.542	1
7.	24'03.830	2'39.298 (27)	42.754	26.781	1'00.260	29.503	183.766	1
8.	26'42.007	2'38.177 (7)	42.779	25.939	1'00.308	29.151	183.382	1
9.	29'20.280	2'38.273 (11)	42.773	25.587	59.933	29.980	189.310	1
10.	31'59.039	2'38.759 (19)	43.046	26.064	1'00.159	29.490	186.102	1
11.	34'37.865	2'38.826 (20)	42.926	26.708	1'00.243	28.949	185.316	1
12.	37'15.034	2'37.169 (3)	42.244	25.748	1'00.006	29.171	184.926	1
13.	39'51.796	<b>B 2'36.762</b> (1)	42.120	25.946	59.836	28.860	184.926	1
14.	42'30.091	2'38.295 (13)	42.819	26.560	59.465	29.451	185.708	1
15.	45'06.861	2'36.770 (2)	42.543	25.544	59.474	29.209	185.316	1
16.	47'51.397	2'44.536 (60)	42.183	25.823	59.631	36.899	181.863	1
		Pit						
17.	51'25.695	3'34.298 (65)	1'36.592	26.729	1'01.355	29.622	181.113	2
18.	54'06.483	2'40.788 (44)	43.675	26.200	1'01.299	29.614	181.113	2
19.	56'47.655	2'41.172 (47)	44.387	26.209	1'01.175	29.401	182.620	2
20.	59'26.862	2'39.207 (23)	42.891	25.781	1'00.457	30.078	180.000	2
21.	1:02'06.248	2'39.386 (29)	43.335	26.025	1'00.530	29.496	181.488	2
22.	1:04'47.825	2'41.577 (49)	44.884	26.465	1'00.689	29.539	180.741	2
23.	1:07'27.050	2'39.225 (24)	42.911	25.875	1'00.871	29.568	183.766	2



JP250 4時間耐久  
ロードレース

MFJ承認競技会

FUN&RUN! 2-Wheels



JP250 DUNLOP OFFICIAL TYRE SUPPLIER

JP250 鈴鹿4時間耐久ロードレース 決勝レース

2024 / 11 / 24 :



SUZUKA CIRCUIT

個別ラップ表

Weather :Fine

Full Course 2-Wheels(5,821m)

Track :Dry

Lap	Passing Time	Lap Time	Sec1	Sec2	Sec3	Sec4	km/h	Driver No
24.	1:10'08.021	2'40.971 (45)	44.236	25.954	1'01.318	29.463	178.174	2
25.	1:12'47.959	2'39.938 (35)	43.405	25.733	1'00.874	29.926	182.620	2
26.	1:15'29.369	2'41.410 (48)	44.620	26.059	1'00.310	30.421	178.537	2
27.	1:18'07.245	2'37.876 (5)	42.454	25.600	59.480	30.342	184.926	2
28.	1:20'45.074	2'37.829 (4)	42.653	25.674	1'00.108	29.394	182.241	2
29.	1:23'23.340	2'38.266 (10)	42.943	25.588	1'00.646	29.089	181.488	2
30.	1:26'01.559	2'38.219 (8)	42.848	25.745	1'00.296	29.330	180.000	2
31.	1:28'40.233	2'38.674 (17)	42.646	25.648	1'01.210	29.170	180.370	2
32.	1:31'21.394	2'41.161 (46)	42.901	26.837	1'02.073	29.350	180.000	2
33.	1:34'00.339	2'38.945 (21)	42.942	25.854	1'00.696	29.453	181.488	2
34.	1:36'44.839	2'44.500 (59)	42.888	25.834	1'01.176	34.602	177.814	2
35.	1:40'14.124	Pit 3'29.285 (63)	1'33.576	26.098	1'00.311	29.300	188.094	1
36.	1:42'52.293	2'38.169 (6)	42.807	26.166	59.999	29.197	183.766	1
37.	1:45'32.238	2'39.945 (36)	42.949	25.951	1'01.684	29.361	177.814	1
38.	1:48'12.655	2'40.417 (42)	43.151	26.116	1'01.648	29.502	178.900	1
39.	1:50'52.970	2'40.315 (39)	43.239	26.384	1'00.881	29.811	179.265	1
40.	1:53'32.223	2'39.253 (25)	42.960	25.966	1'00.938	29.389	179.265	1
41.	1:56'12.872	2'40.649 (43)	43.631	25.881	1'01.742	29.395	178.900	1
42.	1:58'52.954	2'40.082 (37)	43.018	26.284	1'01.432	29.348	177.455	1
43.	2:01'32.334	2'39.380 (28)	43.275	26.213	1'00.724	29.168	179.632	1
44.	2:04'12.735	2'40.401 (41)	43.964	26.008	1'00.678	29.751	178.537	1
45.	2:06'56.033	2'43.298 (57)	43.452	26.400	1'02.353	31.093	183.766	1
46.	2:09'35.586	2'39.553 (31)	42.970	26.142	1'00.646	29.795	178.900	1
47.	2:12'14.115	2'38.529 (15)	43.143	26.257	1'00.098	29.031	178.900	1
48.	2:14'53.311	2'39.196 (22)	42.981	26.193	1'01.086	28.936	180.000	1
49.	2:17'31.539	2'38.228 (9)	42.769	26.068	59.941	29.450	183.382	1
50.	2:20'09.821	2'38.282 (12)	42.795	26.097	1'00.378	29.012	180.370	1
51.	2:22'48.514	2'38.693 (18)	42.555	26.332	1'00.516	29.290	176.740	1
52.	2:25'34.546	2'46.032 (61)	43.226	26.203	1'00.670	35.933	179.265	1
53.	2:29'07.922	Pit 3'33.376 (64)	1'35.290	26.862	1'01.304	29.920	180.370	2
54.	2:31'47.667	2'39.745 (33)	43.373	26.063	1'00.641	29.668	181.113	2



JP250 4時間耐久  
ロードレース

MFJ承認競技会

FUN&RUN! 2-Wheels



JP250 DUNLOP OFFICIAL TYRE SUPPLIER

JP250 鈴鹿4時間耐久ロードレース 決勝レース

2024 / 11 / 24 :



SUZUKA CIRCUIT

個別ラップ表

Weather :Fine

Full Course 2-Wheels(5,821m)

Track :Dry

Lap	Passing Time	Lap Time	Sec1	Sec2	Sec3	Sec4	km/h	Driver No
55.	2:34'26.303	2'38.636 (16)	43.174	26.020	1'00.096	29.346	184.151	2
56.	2:37'07.938	2'41.635 (50)	43.673	26.979	1'00.764	30.219	181.113	2
57.	2:39'47.220	2'39.282 (26)	43.661	25.825	1'00.220	29.576	183.766	2
58.	2:42'26.773	2'39.553 (31)	43.040	26.489	1'00.579	29.445	179.632	2
59.	2:45'06.567	2'39.794 (34)	43.221	26.021	1'01.225	29.327	180.000	2
60.	2:47'46.683	2'40.116 (38)	43.085	26.810	1'00.781	29.440	180.000	2
61.	2:50'27.056	2'40.373 (40)	43.441	26.943	1'00.542	29.447	181.488	2
62.	2:53'11.343	2'44.287 (58)	43.502	26.439	1'02.225	32.121	187.292	2
63.	2:55'54.283	2'42.940 (56)	43.783	27.682	1'01.967	29.508	178.900	2
64.	2:58'33.676	2'39.393 (30)	43.265	26.117	1'00.503	29.508	181.488	2
65.	3:01'15.317	2'41.641 (51)	43.890	26.635	1'01.612	29.504	179.632	2
66.	3:03'57.722	2'42.405 (52)	43.994	26.508	1'01.885	30.018	178.174	2
67.	3:06'40.266	2'42.544 (53)	44.502	26.496	1'01.514	30.032	179.632	2
68.	3:09'23.069	2'42.803 (55)	43.889	27.569	1'01.205	30.140	180.370	2
69.	3:12'05.648	2'42.579 (54)	44.226	27.005	1'01.280	30.068	183.766	2



JP250 4時間耐久  
ロードレース

MFJ承認競技会

**FUN&RUN! 2-Wheels**



JP250 DUNLOP OFFICIAL TYRE SUPPLIER

JP250 鈴鹿4時間耐久ロードレース 決勝レース

2024 / 11 / 24



SUZUKA CIRCUIT

個別ラップ表

Weather :Fine

Full Course 2-Wheels(5,821m)

Track :Dry

No	61	Best Time	2'50.204	123.120 km/h
Name	満野/山住	Total Time	3:13'58.432	62 Laps
Team	OMRacing+はたけやま鍼灸整骨院+M	Average Lap Time	3'07.350	
Type	YAMAHA/YZF-R25	Today's Rank	41 / 45	
		Today's Top Time	2'32.807	137.138 km/h

No	61 (Driver1)	Best Time	2'50.204	123.120 km/h
Name	満野 吉則	Total Time	1:36'38.964	31 Laps
Team	OMRacing+はたけやま鍼灸整骨院+M	Average Lap Time	3'06.296	
Type	YAMAHA/YZF-R25	Today's Rank	108 / 120	
		Today's Top Time	2'29.475	140.195 km/h

No	61 (Driver2)	Best Time	2'51.412	122.253 km/h
Name	山住 昇	Total Time	1:37'19.468	31 Laps
Team	OMRacing+はたけやま鍼灸整骨院+M	Average Lap Time	3'05.538	
Type	YAMAHA/YZF-R25	Today's Rank	114 / 120	
		Today's Top Time	2'29.475	140.195 km/h

Lap	Passing Time	Lap Time	Sec1	Sec2	Sec3	Sec4	km/h	Driver No
			1'05.907	32.542	1'14.505	37.102	126.753	1
1.	3'30.056		49.381	43.291	1'29.799	57.765	113.342	1
2.	7'30.292	4'00.236 (55)	1'08.486	46.804	1'31.656	42.381	124.596	1
3.	11'39.619	4'09.327 (58)	1'00.399	45.395	1'30.199	50.965	47.099	1
4.	15'46.577	4'06.958 (57)	1'04.713	45.781	1'08.174	32.922	168.923	1
5.	19'18.167	3'31.590 (54)	46.985	28.934	1'05.710	32.279	167.314	1
6.	22'12.075	2'53.908 (25)	47.585	28.886	1'05.604	32.955	167.954	1
7.	25'07.105	2'55.030 (38)	46.573	29.038	1'06.447	32.504	166.996	1
8.	28'01.667	2'54.562 (36)	46.863	29.979	1'06.804	33.044	163.575	1
9.	30'58.357	2'56.690 (47)	47.627	29.251	1'06.792	33.074	164.187	1
10.	33'55.101	2'56.744 (48)	47.399	29.024	1'06.567	33.062	145.672	1
11.	36'51.153	2'56.052 (46)	46.829	28.554	1'06.105	31.883	166.679	1
12.	39'44.524	2'53.371 (19)	47.672	28.969	1'06.410	32.563	166.364	1
13.	42'40.138	2'55.614 (44)	46.701	28.680	1'05.050	31.929	170.563	1
14.	45'32.498	2'52.360 (7)	46.136	28.785	1'04.910	32.039	166.679	1
15.	48'24.368	2'51.870 (4)	46.875	28.818	1'05.215	32.269	165.736	1
16.	51'17.545	2'53.177 (15)	46.472	28.541	1'05.349	40.885	165.736	1
17.	54'18.792	Pit 3'01.247 (50)	46.472	28.541	1'05.349	40.885	165.736	1
18.	58'52.107	4'33.315 (60)	2'23.142	30.066	1'07.146	32.961	162.366	2
19.	1:01'47.631	2'55.524 (42)	47.553	29.458	1'06.047	32.466	162.667	2
20.	1:04'42.109	2'54.478 (34)	46.933	29.532	1'05.788	32.225	163.881	2
21.	1:07'36.225	2'54.116 (29)	47.531	28.808	1'05.492	32.285	161.174	2
22.	1:10'30.644	2'54.419 (32)	47.017	29.108	1'05.752	32.542	162.366	2
23.	1:13'24.887	2'54.243 (30)	47.434	28.706	1'05.596	32.507	160.585	2



JP250 4時間耐久  
ロードレース

MFJ承認競技会

FUN&RUN! 2-Wheels



JP250 DUNLOP OFFICIAL TYRE SUPPLIER

JP250 鈴鹿4時間耐久ロードレース 決勝レース

2024 / 11 / 24 :

 SUZUKA CIRCUIT  
Full Course 2-Wheels(5,821m)

個別ラップ表

Weather :Fine  
Track :Dry

Lap	Passing Time	Lap Time	Sec1	Sec2	Sec3	Sec4	km/h	Driver No
24.	1:16'19.341	2'54.454 (33)	48.109	29.022	1'05.320	32.003	163.271	2
25.	1:19'12.664	2'53.323 (18)	46.980	28.691	1'05.365	32.287	162.366	2
26.	1:22'06.111	2'53.447 (21)	47.228	28.789	1'05.293	32.137	163.575	2
27.	1:24'59.668	2'53.557 (23)	47.512	28.704	1'05.236	32.105	161.768	2
28.	1:27'52.861	2'53.193 (16)	47.076	28.752	1'05.344	32.021	162.066	2
29.	1:30'46.957	2'54.096 (28)	47.406	28.962	1'05.592	32.136	166.679	2
30.	1:33'38.369	2'51.412 (2)	46.805	28.107	1'04.795	31.705	162.667	2
31.	1:36'30.519	2'52.150 (6)	46.839	28.605	1'04.968	31.738	161.768	2
32.	1:39'24.483	2'53.964 (27)	47.334	28.877	1'05.863	31.890	162.968	2
33.	1:42'17.606	2'53.123 (13)	47.011	28.707	1'05.167	32.238	161.471	2
34.	1:45'21.347	3'03.741 (52)	47.265	28.817	1'05.459	42.200	160.585	2
35.	1:49'52.639	4'31.292 (59)	2'22.107	29.526	1'06.754	32.905	169.903	1
36.	1:52'44.099	2'51.460 (3)	46.528	28.224	1'05.074	31.634	167.954	1
37.	1:55'42.155	2'58.056 (49)	47.658	30.958	1'07.219	32.221	167.634	1
38.	1:58'37.624	2'55.469 (41)	46.524	28.590	1'08.267	32.088	162.968	1
39.	2:01'31.172	2'53.548 (22)	46.611	28.671	1'06.232	32.034	163.575	1
40.	2:04'25.532	2'54.360 (31)	47.307	28.600	1'06.132	32.321	164.803	1
41.	2:07'20.060	2'54.528 (35)	46.962	28.812	1'05.973	32.781	164.187	1
42.	2:10'12.512	2'52.452 (8)	46.349	28.936	1'04.881	32.286	168.599	1
43.	2:13'07.433	2'54.921 (37)	46.821	30.092	1'05.781	32.227	168.599	1
44.	2:16'00.745	2'53.312 (17)	47.332	29.389	1'04.954	31.637	168.276	1
45.	2:18'52.867	2'52.122 (5)	47.043	28.550	1'04.676	31.853	165.113	1
46.	2:21'43.071	<b>B 2'50.204</b> (1)	46.201	28.161	1'04.142	31.700	165.424	1
47.	2:24'38.131	2'55.060 (39)	46.727	28.649	1'06.977	32.707	166.364	1
48.	2:27'41.519	3'03.388 (51)	46.773	28.483	1'06.163	41.969	154.921	1
49.	2:31'48.048	4'06.529 (56)	1'59.134	29.235	1'05.667	32.493	161.174	2
50.	2:34'41.468	2'53.420 (20)	47.502	28.711	1'04.955	32.252	163.271	2
51.	2:37'35.365	2'53.897 (24)	47.539	28.659	1'05.283	32.416	162.667	2
52.	2:40'28.216	2'52.851 (10)	46.833	28.798	1'05.102	32.118	160.879	2
53.	2:43'21.342	2'53.126 (14)	46.675	28.677	1'05.393	32.381	160.879	2
54.	2:46'14.280	2'52.938 (11)	47.056	28.684	1'05.151	32.047	160.879	2





JP250 4時間耐久  
ロードレース

MFJ承認競技会

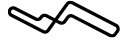
**FUN&RUN! 2-Wheels**



JP250 DUNLOP OFFICIAL TYRE SUPPLIER

JP250 鈴鹿4時間耐久ロードレース 決勝レース

2024 / 11 / 24 :



SUZUKA CIRCUIT

個別ラップ表

Weather :Fine

Full Course 2-Wheels(5,821m)

Track :Dry

Lap	Passing Time	Lap Time	Sec1	Sec2	Sec3	Sec4	km/h	Driver No
55.	2:49'07.343	2'53.063 (12)	47.039	28.770	1'04.983	32.271	161.471	2
56.	2:52'18.062	3'10.719 (53) Pit	47.003	28.342	1'05.103	50.271	162.366	2
57.	2:59'25.273	7'07.211 (61)	5'00.201	29.262	1'05.638	32.110	164.803	2
58.	3:02'19.204	2'53.931 (26)	46.813	28.957	1'05.887	32.274	164.494	2
59.	3:05'11.836	2'52.632 (9)	46.970	28.453	1'05.236	31.973	162.366	2
60.	3:08'06.897	2'55.061 (40)	47.051	28.491	1'06.805	32.714	162.366	2
61.	3:11'02.491	2'55.594 (43)	47.768	29.133	1'06.439	32.254	163.271	2
62.	3:13'58.432	2'55.941 (45)	47.762	29.153	1'06.226	32.800	159.709	2



JP250 4時間耐久  
ロードレース

MFJ承認競技会

**FUN&RUN! 2-Wheels**



JP250 DUNLOP OFFICIAL TYRE SUPPLIER

JP250 鈴鹿4時間耐久ロードレース 決勝レース

2024 / 11 / 24



SUZUKA CIRCUIT

個別ラップ表

Weather :Fine

Full Course 2-Wheels(5,821m)

Track :Dry

No	63	Best Time	2'44.519	127.375 km/h
Name	河野/上久保	Total Time	3:12'49.043	65 Laps
Team	Club BATTLE	Average Lap Time	2'57.764	
Type	Honda/CBR250RR	Today's Rank	32 / 45	
		Today's Top Time	2'32.807	137.138 km/h
No	63 (Driver1)	Best Time	2'44.519	127.375 km/h
Name	河野 弘樹	Total Time	1:58'03.944	40 Laps
Team	Club BATTLE	Average Lap Time	2'56.714	
Type	Honda/CBR250RR	Today's Rank	83 / 120	
		Today's Top Time	2'29.475	140.195 km/h
No	63 (Driver2)	Best Time	2'48.968	124.021 km/h
Name	上久保 学	Total Time	1:14'45.099	25 Laps
Team	Club BATTLE	Average Lap Time	2'54.691	
Type	Honda/CBR250RR	Today's Rank	101 / 120	
		Today's Top Time	2'29.475	140.195 km/h
No	63 (Driver3)	Best Time		km/h
Name	多賀 英昭	Total Time		Laps
Team	Club BATTLE	Average Lap Time		
Type	Honda/CBR250RR	Today's Rank		
		Today's Top Time	2'29.475	140.195 km/h

Lap	Passing Time	Lap Time	Sec1	Sec2	Sec3	Sec4	km/h	Driver No
			1'03.169	28.785	1'04.391	35.750	180.741	1
1.	3'12.095							
		4'03.926 (60)	47.897	50.243	1'30.556	55.230	49.487	1
2.	7'16.021							
		4'10.240 (63)	1'12.568	42.746	1'28.239	46.687	112.471	1
3.	11'26.261							
		4'05.237 (61)	1'03.651	43.907	1'30.982	46.697	58.677	1
4.	15'31.498							
		3'31.559 (58)	1'09.465	45.375	1'04.823	31.896	181.113	1
5.	19'03.057							
		2'49.962 (36)	46.412	27.785	1'04.340	31.425	178.900	1
6.	21'53.019							
		2'47.561 (24)	45.173	27.595	1'03.151	31.642	177.814	1
7.	24'40.580							
		2'46.957 (18)	44.851	27.521	1'03.091	31.494	178.174	1
8.	27'27.537							
		2'47.279 (23)	44.754	28.038	1'03.456	31.031	178.900	1
9.	30'14.816							
		2'47.201 (21)	44.883	27.740	1'03.846	30.732	178.900	1
10.	33'02.017							
		2'46.251 (8)	44.608	27.217	1'02.864	31.562	178.174	1
11.	35'48.268							
		2'47.698 (25)	45.581	27.695	1'03.267	31.155	177.455	1
12.	38'35.966							
		2'44.837 (2)	44.235	27.169	1'02.513	30.920	180.741	1
13.	41'20.803							
		2'45.720 (4)	44.362	26.943	1'03.466	30.949	179.632	1
14.	44'06.523							
		<b>B 2'44.519</b> (1)	44.358	27.053	1'02.474	30.634	178.174	1
15.	46'51.042							
		2'48.301 (28)	45.900	27.481	1'02.440	32.480	179.265	1
16.	49'39.343							
		2'46.689 (15)	44.857	27.093	1'03.714	31.025	179.265	1
17.	52'26.032							
		2'55.397 (56)	44.585	27.441	1'02.668	40.703	177.097	1
18.	55'21.429	Pit						
		4'52.501 (64)	2'47.513	28.261	1'04.963	31.764	175.329	2
19.	1:00'13.930							
		2'51.355 (44)	46.002	28.938	1'04.986	31.429	172.235	2
20.	1:03'05.285							



JP250 4時間耐久  
ロードレース

MFJ承認競技会

FUN&RUN! 2-Wheels



JP250 DUNLOP OFFICIAL TYRE SUPPLIER

JP250 鈴鹿4時間耐久ロードレース 決勝レース

2024 / 11 / 24 :



SUZUKA CIRCUIT

個別ラップ表

Weather :Fine

Full Course 2-Wheels(5,821m)

Track :Dry

Lap	Passing Time	Lap Time	Sec1	Sec2	Sec3	Sec4	km/h	Driver No
21.	1:05'54.937	2'49.652 (34)	45.690	27.842	1'04.617	31.503	171.898	2
22.	1:08'45.367	2'50.430 (39)	46.296	27.821	1'04.615	31.698	171.563	2
23.	1:11'34.675	2'49.308 (32)	46.078	27.712	1'04.049	31.469	172.913	2
24.	1:14'24.550	2'49.875 (35)	45.871	27.907	1'04.605	31.492	174.286	2
25.	1:17'14.613	2'50.063 (37)	46.163	28.138	1'04.332	31.430	174.286	2
26.	1:20'04.184	2'49.571 (33)	45.800	27.793	1'04.514	31.464	176.032	2
27.	1:22'53.152	2'48.968 (29)	45.151	27.691	1'04.458	31.668	178.900	2
28.	1:25'43.730	2'50.578 (40)	46.172	28.487	1'04.697	31.222	176.032	2
29.	1:28'34.101	2'50.371 (38)	45.536	28.120	1'05.194	31.521	175.680	2
30.	1:31'25.161	2'51.060 (41)	45.611	28.456	1'05.703	31.290	173.254	2
31.	1:34'16.335	2'51.174 (43)	45.549	28.513	1'05.653	31.459	176.386	2
32.	1:37'10.283	2'53.948 (54)	45.348	28.115	1'05.697	34.788	176.032	2
33.	1:40'09.090	Pit 2'58.807 (57)	45.515	27.850	1'05.224	40.218	172.574	2
34.	1:44'12.683	4'03.593 (59)	2'00.914	27.800	1'03.749	31.130	174.980	1
35.	1:46'59.741	2'47.058 (20)	44.846	27.088	1'02.976	32.148	177.097	1
36.	1:49'48.736	2'48.995 (30)	44.803	28.765	1'04.025	31.402	172.913	1
37.	1:52'35.445	2'46.709 (16)	44.767	27.623	1'03.219	31.100	176.386	1
38.	1:55'22.297	2'46.852 (17)	45.253	27.354	1'03.268	30.977	176.740	1
39.	1:58'15.002	2'52.705 (50)	45.098	27.607	1'03.452	36.548	177.097	1
40.	2:01'03.153	2'48.151 (27)	45.178	27.624	1'03.045	32.304	176.740	1
41.	2:03'52.335	2'49.182 (31)	45.248	28.602	1'03.882	31.450	178.174	1
42.	2:06'38.476	2'46.141 (6)	44.337	27.113	1'03.351	31.340	180.000	1
43.	2:09'24.958	2'46.482 (12)	44.903	27.520	1'03.199	30.860	178.537	1
44.	2:12'10.296	2'45.338 (3)	44.567	27.200	1'02.866	30.705	177.097	1
45.	2:14'58.147	2'47.851 (26)	44.792	27.653	1'04.040	31.366	176.740	1
46.	2:17'44.293	2'46.146 (7)	44.535	27.608	1'03.415	30.588	175.329	1
47.	2:20'31.311	2'47.018 (19)	44.857	27.481	1'02.879	31.801	179.632	1
48.	2:23'17.996	2'46.685 (14)	44.646	27.507	1'03.462	31.070	176.386	1
49.	2:26'04.601	2'46.605 (13)	44.810	27.424	1'03.496	30.875	177.455	1
50.	2:28'51.050	2'46.449 (9)	44.775	27.435	1'02.907	31.332	177.097	1
51.	2:31'38.260	2'47.210 (22)	44.896	27.652	1'03.296	31.366	178.174	1



JP250 4時間耐久  
ロードレース

MFJ承認競技会

**FUN&RUN! 2-Wheels**



JP250 DUNLOP OFFICIAL TYRE SUPPLIER

JP250 鈴鹿4時間耐久ロードレース 決勝レース

2024 / 11 / 24 :



SUZUKA CIRCUIT

個別ラップ表

Weather :Fine

Full Course 2-Wheels(5,821m)

Track :Dry

Lap	Passing Time	Lap Time	Sec1	Sec2	Sec3	Sec4	km/h	Driver No
		2'46.469 (11)	44.871	27.578	1'03.240	30.780	177.455	1
52.	2:34'24.729	2'46.452 (10)	45.177	27.531	1'02.951	30.793	179.632	1
53.	2:37'11.181	2'45.897 (5)	44.516	27.561	1'02.940	30.880	177.455	1
54.	2:39'57.078	2'54.527 (55)	44.555	27.311	1'03.689	38.972	176.740	1
55.	2:42'51.605	Pit						
		4'07.002 (62)	1'59.625	28.294	1'06.680	32.403	171.898	2
56.	2:46'58.607	2'53.206 (53)	47.107	28.830	1'05.532	31.737	174.286	2
57.	2:49'51.813	2'52.764 (51)	46.453	28.600	1'05.647	32.064	176.740	2
58.	2:52'44.577	2'52.377 (47)	46.693	28.844	1'05.232	31.608	176.032	2
59.	2:55'36.954	2'51.069 (42)	46.689	28.109	1'04.797	31.474	173.941	2
60.	2:58'28.023	2'51.720 (46)	46.320	28.069	1'05.436	31.895	172.913	2
61.	3:01'19.743	2'52.640 (49)	46.533	28.260	1'05.657	32.190	173.597	2
62.	3:04'12.383	2'51.458 (45)	45.915	28.014	1'05.795	31.734	174.632	2
63.	3:07'03.841	2'52.380 (48)	46.473	28.235	1'05.567	32.105	173.254	2
64.	3:09'56.221	2'52.822 (52)	46.905	28.111	1'06.119	31.687	177.455	2
65.	3:12'49.043							



JP250 4時間耐久  
ロードレース

MFJ承認競技会

**FUN&RUN! 2-Wheels**



JP250 DUNLOP OFFICIAL TYRE SUPPLIER

JP250 鈴鹿4時間耐久ロードレース 決勝レース

2024 / 11 / 24 :



SUZUKA CIRCUIT

個別ラップ表

Weather :Fine

Full Course 2-Wheels(5,821m)

Track :Dry

No	66	Best Time	2'36.752	133.686 km/h
Name	永吉/安田	Total Time	3:13'04.313	69 Laps
Team	攻明なTSC	Average Lap Time	2'47.415	
Type	Honda/CBR250RR	Today's Rank	5 / 45	
		Today's Top Time	2'32.807	137.138 km/h
No	66 (Driver1)	Best Time	2'36.752	133.686 km/h
Name	永吉 輝道	Total Time	2:03'57.322	44 Laps
Team	攻明なTSC	Average Lap Time	2'48.308	
Type	Honda/CBR250RR	Today's Rank	26 / 120	
		Today's Top Time	2'29.475	140.195 km/h
No	66 (Driver2)	Best Time	2'39.032	131.770 km/h
Name	安田 唯二	Total Time	1:09'06.991	25 Laps
Team	攻明なTSC	Average Lap Time	2'43.417	
Type	Honda/CBR250RR	Today's Rank	42 / 120	
		Today's Top Time	2'29.475	140.195 km/h

Lap	Passing Time	Lap Time	Sec1	Sec2	Sec3	Sec4	km/h	Driver No
			51.411	31.703	1'19.786	37.153	133.091	1
1.	3'20.053							1
2.	7'20.947	4'00.894 (66)	50.088	44.895	1'29.097	56.814	72.535	1
3.	11'31.322	4'10.375 (68)	1'11.058	44.634	1'28.991	45.692	130.133	1
4.	15'36.816	4'05.494 (67)	1'02.744	43.834	1'30.944	47.972	51.429	1
5.	19'03.438	3'26.622 (62)	1'08.039	45.108	1'02.362	31.113	188.094	1
6.	21'47.719	2'44.281 (58)	45.045	27.570	1'01.839	29.827	188.094	1
7.	24'29.682	2'41.963 (55)	44.879	26.701	1'00.870	29.513	188.498	1
8.	27'12.266	2'42.584 (56)	44.916	27.056	1'00.708	29.904	187.692	1
9.	29'50.927	2'38.661 (10)	43.443	26.637	59.609	28.972	191.373	1
10.	32'30.295	2'39.368 (19)	43.441	26.693	59.698	29.536	189.719	1
11.	35'09.118	2'38.823 (13)	43.000	26.341	1'00.166	29.316	183.000	1
12.	37'47.320	2'38.202 (8)	43.579	26.106	59.482	29.035	190.542	1
13.	40'26.331	2'39.011 (15)	43.321	26.165	1'00.692	28.833	187.692	1
14.	43'05.078	2'38.747 (11)	43.019	26.204	1'00.056	29.468	189.719	1
15.	45'43.208	2'38.130 (6)	43.431	26.009	59.528	29.162	184.926	1
16.	48'22.675	2'39.467 (23)	44.188	26.432	59.342	29.505	186.894	1
17.	51'00.966	2'38.291 (9)	42.906	26.016	1'00.146	29.223	186.102	1
18.	53'38.239	2'37.273 (3)	43.281	25.848	59.756	28.388	191.373	1
19.	56'18.343	2'40.104 (32)	42.904	25.843	1'01.540	29.817	187.292	1
20.	58'59.568	2'41.225 (48)	43.373	26.683	1'00.883	30.286	184.926	1
21.	1:01'40.447	2'40.879 (44)	44.273	26.458	1'00.731	29.417	185.316	1
22.	1:04'21.481	2'41.034 (46)	43.844	27.056	1'00.441	29.693	186.102	1
23.	1:07'02.783	2'41.302 (49)	45.344	26.777	59.965	29.216	185.708	1



JP250 4時間耐久  
ロードレース

MFJ承認競技会

FUN&RUN! 2-Wheels



JP250 DUNLOP OFFICIAL TYRE SUPPLIER

JP250 鈴鹿4時間耐久ロードレース 決勝レース

2024 / 11 / 24 :

 SUZUKA CIRCUIT  
Full Course 2-Wheels(5,821m)

個別ラップ表

Weather :Fine  
Track :Dry

Lap	Passing Time	Lap Time	Sec1	Sec2	Sec3	Sec4	km/h	Driver No
24.	1:09'40.943	2'38.160 (7)	43.161	26.127	59.990	28.882	184.151	1
25.	1:12'20.391	2'39.448 (22)	43.580	25.970	59.997	29.901	185.316	1
26.	1:15'14.466	2'54.075 (61)	43.596	26.623	1'00.632	43.224	185.316	1
27.	1:18'59.443	3'44.977 (65)	1'46.766	26.941	1'01.240	30.030	188.498	2
28.	1:21'39.576	2'40.133 (34)	43.400	26.795	1'00.037	29.901	188.903	2
29.	1:24'20.904	2'41.328 (50)	43.496	27.470	1'00.969	29.393	188.498	2
30.	1:27'00.693	2'39.789 (29)	43.519	26.570	1'00.129	29.571	189.719	2
31.	1:29'42.398	2'41.705 (53)	44.105	26.622	1'01.295	29.683	190.130	2
32.	1:32'22.618	2'40.220 (37)	43.380	26.301	1'00.488	30.051	188.094	2
33.	1:35'01.650	2'39.032 (16)	42.903	26.004	1'00.488	29.637	191.790	2
34.	1:37'42.427	2'40.777 (42)	44.252	26.825	59.987	29.713	193.055	2
35.	1:40'21.651	2'39.224 (18)	43.485	26.419	1'00.054	29.266	191.790	2
36.	1:43'02.045	2'40.394 (40)	43.765	26.462	59.933	30.234	189.719	2
37.	1:45'41.441	2'39.396 (20)	43.370	26.223	1'00.362	29.441	188.094	2
38.	1:48'21.770	2'40.329 (39)	44.001	26.262	1'00.629	29.437	186.894	2
39.	1:51'05.201	2'43.431 (57)	43.453	27.629	1'02.705	29.644	185.708	2
40.	1:53'54.462	2'49.261 (59)	43.662	26.307	1'00.669	38.623	184.151	2
41.	1:57'21.921	3'27.459 (63)	1'31.538	26.328	1'00.463	29.130	186.894	1
42.	2:00'01.020	2'39.099 (17)	43.294	26.497	1'00.442	28.866	186.102	1
43.	2:02'40.666	2'39.646 (28)	43.247	26.348	1'01.261	28.790	186.102	1
44.	2:05'19.445	2'38.779 (12)	43.678	26.818	59.482	28.801	189.310	1
45.	2:07'56.988	2'37.543 (4)	43.004	26.300	59.194	29.045	190.957	1
46.	2:10'34.008	2'37.020 (2)	42.830	25.867	59.196	29.127	184.926	1
47.	2:13'12.952	2'38.944 (14)	42.988	26.550	59.497	29.909	181.863	1
48.	2:15'52.581	2'39.629 (27)	42.885	27.297	1'00.071	29.376	186.102	1
49.	2:18'29.333	<b>B 2'36.752</b> (1)	42.433	25.899	59.272	29.148	182.620	1
50.	2:21'07.459	2'38.126 (5)	42.967	25.945	59.529	29.685	189.310	1
51.	2:23'47.610	2'40.151 (35)	43.266	26.834	1'00.833	29.218	187.292	1
52.	2:26'27.081	2'39.471 (24)	43.183	27.284	59.708	29.296	188.903	1
53.	2:29'06.691	2'39.610 (26)	43.280	26.445	1'00.237	29.648	184.151	1
54.	2:31'46.517	2'39.826 (30)	43.213	26.212	1'00.437	29.964	184.926	1



JP250 4時間耐久  
ロードレース

MFJ承認競技会

**FUN&RUN! 2-Wheels**



JP250 DUNLOP OFFICIAL TYRE SUPPLIER

JP250 鈴鹿4時間耐久ロードレース 決勝レース

2024 / 11 / 24 :



SUZUKA CIRCUIT

個別ラップ表

Weather :Fine

Track :Dry

Full Course 2-Wheels(5,821m)

Lap	Passing Time	Lap Time	Sec1	Sec2	Sec3	Sec4	km/h	Driver No
		2'39.429 (21)	43.507	26.235	1'00.056	29.631	187.692	1
55.	2:34'25.946	2'40.247 (38)	43.322	27.010	59.994	29.921	178.900	1
56.	2:37'06.193	2'41.139 (47)	43.466	26.219	1'00.609	30.845	184.926	1
57.	2:39'47.332	2'49.986 (60)	44.067	26.049	1'00.219	39.651	172.574	1
58.	2:42'37.318	Pit						
		3'40.100 (64)	1'40.783	27.753	1'01.470	30.094	185.708	2
59.	2:46'17.418	2'41.592 (52)	44.012	26.773	1'00.981	29.826	187.292	2
60.	2:48'59.010	2'40.821 (43)	43.068	26.124	1'01.908	29.721	186.497	2
61.	2:51'39.831	2'40.696 (41)	43.637	26.253	1'00.537	30.269	190.542	2
62.	2:54'20.527	2'39.579 (25)	43.621	26.394	59.939	29.625	191.790	2
63.	2:57'00.106	2'40.153 (36)	43.400	26.619	1'00.230	29.904	188.498	2
64.	2:59'40.259	2'40.901 (45)	43.784	26.684	1'00.796	29.637	189.719	2
65.	3:02'21.160	2'41.424 (51)	43.680	26.515	1'01.560	29.669	188.498	2
66.	3:05'02.584	2'40.120 (33)	43.338	26.922	1'00.428	29.432	188.903	2
67.	3:07'42.704	2'39.874 (31)	43.486	26.268	1'00.301	29.819	187.692	2
68.	3:10'22.578	2'41.735 (54)	43.510	26.285	1'01.546	30.394	191.373	2
69.	3:13'04.313							



JP250 4時間耐久  
ロードレース

MFJ承認競技会

**FUN&RUN! 2-Wheels**



JP250 DUNLOP OFFICIAL TYRE SUPPLIER

JP250 鈴鹿4時間耐久ロードレース 決勝レース

2024 / 11 / 24 :

SUZUKA CIRCUIT  
Full Course 2-Wheels(5,821m)

個別ラップ表

Weather :Fine  
Track :Dry

No	69	Best Time	2'40.883	130.254 km/h
Name	永井/塩野	Total Time	3:13'44.207	67 Laps
Team	KIT Racing&小浜ニ輪庫	Average Lap Time	2'53.283	
Type	Honda/CBR250RR	Today's Rank	16 / 45	
		Today's Top Time	2'32.807	137.138 km/h
No	69 (Driver1)	Best Time	2'42.254	129.153 km/h
Name	永井 一幸	Total Time	1:38'11.920	33 Laps
Team	KIT Racing&小浜ニ輪庫	Average Lap Time	2'58.263	
Type	Honda/CBR250RR	Today's Rank	66 / 120	
		Today's Top Time	2'29.475	140.195 km/h
No	69 (Driver2)	Best Time	2'40.883	130.254 km/h
Name	塩野 仁史	Total Time	1:35'32.287	34 Laps
Team	KIT Racing&小浜ニ輪庫	Average Lap Time	2'46.954	
Type	Honda/CBR250RR	Today's Rank	48 / 120	
		Today's Top Time	2'29.475	140.195 km/h
No	69 (Driver3)	Best Time		km/h
Name	田辺 利治	Total Time		Laps
Team	KIT Racing&小浜ニ輪庫	Average Lap Time		
Type	Honda/CBR250RR	Today's Rank		
		Today's Top Time	2'29.475	140.195 km/h

Lap	Passing Time	Lap Time	Sec1	Sec2	Sec3	Sec4	km/h	Driver No
			57.625	29.772	1'04.068	36.023	159.709	1
1.	3'07.488							
		4'02.051 (64)	47.343	50.969	1'31.795	51.944	54.089	1
2.	7'09.539							
		4'09.412 (66)	1'14.337	42.464	1'26.831	45.780	118.065	1
3.	11'18.951							
		4'06.541 (65)	1'06.322	43.768	1'31.018	45.433	81.258	1
4.	15'25.492							
		3'29.704 (60)	1'10.363	44.509	1'03.427	31.405	184.926	1
5.	18'55.196							
		2'48.332 (50)	45.295	27.678	1'03.620	31.739	180.370	1
6.	21'43.528							
		2'49.879 (54)	45.507	27.720	1'03.432	33.220	179.265	1
7.	24'33.407							
		2'46.502 (41)	45.049	27.529	1'02.757	31.167	180.370	1
8.	27'19.909							
		2'48.401 (52)	45.070	29.260	1'03.715	30.356	181.863	1
9.	30'08.310							
		2'46.979 (43)	45.144	27.697	1'03.195	30.943	179.265	1
10.	32'55.289							
		2'48.538 (53)	45.408	28.756	1'03.025	31.349	175.680	1
11.	35'43.827							
		2'45.284 (29)	45.012	27.461	1'02.055	30.756	181.488	1
12.	38'29.111							
		2'45.754 (35)	44.822	27.519	1'02.404	31.009	181.863	1
13.	41'14.865							
		2'45.647 (32)	44.826	27.415	1'02.930	30.476	181.863	1
14.	44'00.512							
		2'46.959 (42)	45.049	28.080	1'03.330	30.500	178.900	1
15.	46'47.471							
		2'47.634 (45)	45.089	28.104	1'04.203	30.238	181.488	1
16.	49'35.105							
		3'02.237 (59)	44.769	28.793	1'03.879	44.796	174.980	1
17.	52'37.342	Pit						
		3'42.799 (61)	1'42.146	27.079	1'03.804	29.770	174.632	2
18.	56'20.141							
		2'44.126 (19)	43.984	26.780	1'03.191	30.171	171.898	2
19.	59'04.267							
		2'43.968 (16)	44.480	27.012	1'02.725	29.751	173.254	2
20.	1:01'48.235							





JP250 4時間耐久  
ロードレース

MFJ承認競技会

FUN&RUN! 2-Wheels



JP250 DUNLOP OFFICIAL TYRE SUPPLIER

JP250 鈴鹿4時間耐久ロードレース 決勝レース

2024 / 11 / 24 :

 SUZUKA CIRCUIT  
Full Course 2-Wheels(5,821m)

個別ラップ表

Weather :Fine  
Track :Dry

Lap	Passing Time	Lap Time	Sec1	Sec2	Sec3	Sec4	km/h	Driver No	
21.	1:04'32.242	2'44.007 (17)	43.816	27.332	1'02.524	30.335	174.632	2	
22.	1:07'15.458	2'43.216 (8)	44.273	26.489	1'02.067	30.387	173.597	2	
23.	1:09'59.009	2'43.551 (13)	44.114	27.079	1'02.091	30.267	172.235	2	
24.	1:12'58.465	2'59.456 (58)	44.199	27.085	1'17.471	30.701	174.632	2	
25.	1:15'41.620	2'43.155 (7)	43.995	26.243	1'03.403	29.514	174.632	2	
26.	1:18'23.359	2'41.739 (3)	43.662	26.283	1'02.056	29.738	178.900	2	
27.	1:21'04.739	2'41.380 (2)	43.411	26.223	1'01.928	29.818	177.814	2	
28.	1:23'47.143	2'42.404 (5)	44.735	26.161	1'01.853	29.655	177.814	2	
29.	1:26'28.026	<b>B 2'40.883</b> (1)	43.853	26.241	1'01.467	29.322	178.900	2	
30.	1:29'14.389	2'46.363 (38)	44.156	27.141	1'04.543	30.523	172.574	2	
31.	1:31'57.310	2'42.921 (6)	43.969	26.836	1'01.921	30.195	177.814	2	
32.	1:34'41.329	2'44.019 (18)	44.016	26.553	1'03.281	30.169	172.574	2	
33.	1:37'34.062	Pit	2'52.733 (56)	44.714	27.143	1'03.602	37.274	170.563	2
34.	1:41'32.254	3'58.192 (63)	1'55.038	27.851	1'03.014	32.289	177.455	1	
35.	1:44'20.591	2'48.337 (51)	46.909	27.571	1'03.023	30.834	178.174	1	
36.	1:47'11.830	2'51.239 (55)	45.606	28.716	1'05.138	31.779	183.766	1	
37.	1:49'59.521	2'47.691 (47)	45.866	28.080	1'03.042	30.703	184.538	1	
38.	1:52'45.258	2'45.737 (33)	44.751	27.022	1'02.914	31.050	186.102	1	
39.	1:55'32.898	2'47.640 (46)	46.065	27.141	1'02.017	32.417	179.632	1	
40.	1:58'17.086	2'44.188 (20)	43.859	26.912	1'02.924	30.493	177.097	1	
41.	2:01'03.235	2'46.149 (37)	44.372	27.160	1'02.488	32.129	180.741	1	
42.	2:03'51.251	2'48.016 (48)	44.831	28.733	1'03.253	31.199	181.113	1	
43.	2:06'37.729	2'46.478 (39)	44.821	27.330	1'03.121	31.206	181.863	1	
44.	2:09'22.210	2'44.481 (22)	44.259	27.292	1'01.929	31.001	179.265	1	
45.	2:12'05.920	2'43.710 (15)	43.758	27.098	1'02.180	30.674	181.863	1	
46.	2:14'49.191	2'43.271 (9)	43.866	26.902	1'02.174	30.329	179.265	1	
47.	2:17'32.734	2'43.543 (12)	43.834	27.091	1'01.934	30.684	184.151	1	
48.	2:20'14.988	2'42.254 (4)	43.702	26.613	1'01.412	30.527	181.488	1	
49.	2:23'08.640	Pit	2'53.652 (57)	43.970	27.013	1'02.142	40.527	174.286	1
50.	2:26'55.743	3'47.103 (62)	1'46.306	27.416	1'03.092	30.289	170.563	2	
51.	2:29'43.203	2'47.460 (44)	45.380	27.288	1'03.394	31.398	172.235	2	



JP250 4時間耐久  
ロードレース

MFJ承認競技会

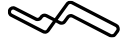
**FUN&RUN! 2-Wheels**



JP250 DUNLOP OFFICIAL TYRE SUPPLIER

JP250 鈴鹿4時間耐久ロードレース 決勝レース

2024 / 11 / 24 :



SUZUKA CIRCUIT

個別ラップ表

Weather :Fine

Full Course 2-Wheels(5,821m)

Track :Dry

Lap	Passing Time	Lap Time	Sec1	Sec2	Sec3	Sec4	km/h	Driver No
52.	2:32'26.740	2'43.537 (11)	44.123	26.771	1'02.861	29.782	172.235	2
53.	2:35'10.410	2'43.670 (14)	44.355	26.746	1'02.549	30.020	173.941	2
54.	2:37'54.795	2'44.385 (21)	44.679	26.765	1'03.079	29.862	172.913	2
55.	2:40'38.185	2'43.390 (10)	44.215	26.411	1'02.570	30.194	172.235	2
56.	2:43'22.705	2'44.520 (24)	44.269	26.919	1'02.978	30.354	170.563	2
57.	2:46'08.451	2'45.746 (34)	45.727	27.337	1'02.741	29.941	172.235	2
58.	2:48'52.965	2'44.514 (23)	44.661	27.080	1'02.635	30.138	171.563	2
59.	2:51'37.755	2'44.790 (25)	44.379	26.968	1'03.524	29.919	171.228	2
60.	2:54'22.617	2'44.862 (26)	44.218	26.637	1'03.036	30.971	177.814	2
61.	2:57'09.116	2'46.499 (40)	45.041	28.430	1'02.906	30.122	172.235	2
62.	2:59'54.453	2'45.337 (30)	44.642	26.921	1'03.409	30.365	171.228	2
63.	3:02'39.357	2'44.904 (27)	44.731	27.254	1'02.941	29.978	171.898	2
64.	3:05'24.755	2'45.398 (31)	44.859	27.386	1'03.091	30.062	169.575	2
65.	3:08'09.835	2'45.080 (28)	44.444	27.075	1'03.582	29.979	171.563	2
66.	3:10'58.164	2'48.329 (49)	45.058	27.522	1'04.647	31.102	170.563	2
67.	3:13'44.207	2'46.043 (36)	45.306	27.086	1'03.126	30.525	173.597	2



JP250 4時間耐久  
ロードレース

MFJ承認競技会

FUN&RUN! 2-Wheels



JP250 DUNLOP OFFICIAL TYRE SUPPLIER

JP250 鈴鹿4時間耐久ロードレース 決勝レース

2024 / 11 / 24



SUZUKA CIRCUIT

個別ラップ表

Weather :Fine

Full Course 2-Wheels(5,821m)

Track :Dry

No	70	Best Time	2'40.319	130.712 km/h
Name	柳谷/本田	Total Time	3:11'19.882	59 Laps
Team	ハタレシング	Average Lap Time	3'14.785	
Type	Honda/CBR250RR	Today's Rank	15 / 45	
		Today's Top Time	2'32.807	137.138 km/h
No	70 (Driver1)	Best Time	2'41.115	130.066 km/h
Name	柳谷 尚邦	Total Time	1:55'15.027	36 Laps
Team	ハタレシング	Average Lap Time	2'47.136	
Type	Honda/CBR250RR	Today's Rank	50 / 120	
		Today's Top Time	2'29.475	140.195 km/h
No	70 (Driver2)	Best Time	2'40.319	130.712 km/h
Name	本田 知英	Total Time	1:16'04.855	23 Laps
Team	ハタレシング	Average Lap Time	3'19.207	
Type	Honda/CBR250RR	Today's Rank	46 / 120	
		Today's Top Time	2'29.475	140.195 km/h
No	70 (Driver3)	Best Time		km/h
Name	細川 和彦	Total Time		Laps
Team	ハタレシング	Average Lap Time		
Type	Honda/CBR250RR	Today's Rank		
		Today's Top Time	2'29.475	140.195 km/h

Lap	Passing Time	Lap Time	Sec1	Sec2	Sec3	Sec4	km/h	Driver No
			58.120	28.706	1'02.299	33.172	162.667	2
1.	3'02.297							
		4'05.149 (53)	47.642	53.262	1'32.553	51.692	65.699	2
2.	7'07.446							
		4'09.420 (55)	1'14.583	42.401	1'26.429	46.007	96.422	2
3.	11'16.866							
		4'07.027 (54)	1'06.889	44.060	1'30.691	45.387	76.316	2
4.	15'23.893							
		3'27.417 (49)	1'10.467	44.344	1'01.417	31.189	190.542	2
5.	18'51.310							
		<b>B 2'40.319</b> (1)	43.497	26.508	1'00.733	29.581	185.708	2
6.	21'31.629							
		6'40.294 (57)	4'03.576	36.327	1'19.276	41.115	158.556	2
7.	28'11.923	Pit						
		17'45.256 (58)	15'40.223	28.229	1'05.182	31.622	167.954	1
8.	45'57.179							
		2'46.032 (43)	45.448	27.324	1'02.831	30.429	173.597	1
9.	48'43.211							
		2'45.041 (38)	45.165	26.899	1'02.343	30.634	176.740	1
10.	51'28.252							
		2'45.157 (39)	44.425	26.711	1'02.715	31.306	167.954	1
11.	54'13.409							
		2'43.692 (26)	44.804	26.875	1'02.065	29.948	174.286	1
12.	56'57.101							
		2'44.825 (33)	44.626	27.164	1'02.278	30.757	174.632	1
13.	59'41.926							
		2'43.767 (28)	45.541	26.468	1'01.472	30.286	176.740	1
14.	1:02'25.693							
		2'42.759 (17)	44.182	26.988	1'01.754	29.835	173.597	1
15.	1:05'08.452							
		2'43.419 (24)	44.535	26.846	1'02.197	29.841	170.233	1
16.	1:07'51.871							
		2'41.964 (7)	43.587	26.659	1'02.058	29.660	172.913	1
17.	1:10'33.835							
		2'41.115 (2)	43.822	26.435	1'01.564	29.294	175.680	1
18.	1:13'14.950							
		2'45.178 (40)	44.255	27.773	1'02.834	30.316	180.741	1
19.	1:16'00.128							
		2'43.416 (23)	43.745	26.411	1'03.036	30.224	180.000	1
20.	1:18'43.544							



JP250 4時間耐久  
ロードレース

MFJ承認競技会

FUN&RUN! 2-Wheels



JP250 DUNLOP OFFICIAL TYRE SUPPLIER

JP250 鈴鹿4時間耐久ロードレース 決勝レース

2024 / 11 / 24



SUZUKA CIRCUIT

個別ラップ表

Weather :Fine

Full Course 2-Wheels(5,821m)

Track :Dry

Lap	Passing Time	Lap Time	Sec1	Sec2	Sec3	Sec4	km/h	Driver No
21.	1:21'26.134	2'42.590 (13)	43.670	26.772	1'02.129	30.019	178.900	1
22.	1:24'08.321	2'42.187 (9)	44.286	26.829	1'01.669	29.403	177.097	1
23.	1:26'53.247	2'44.926 (37)	43.770	27.068	1'03.314	30.774	180.000	1
24.	1:29'36.317	2'43.070 (19)	44.477	26.672	1'02.196	29.725	176.032	1
25.	1:32'18.214	2'41.897 (6)	44.303	26.468	1'01.625	29.501	176.386	1
26.	1:35'00.804	2'42.590 (13)	44.023	26.587	1'02.218	29.762	176.740	1
27.	1:37'53.281	2'52.477 (46)	45.539	27.768	1'02.744	36.426	178.174	1
28.	1:42'41.157	4'47.876 (56)	2'44.706	28.768	1'03.623	30.779	180.370	2
29.	1:45'24.370	2'43.213 (21)	44.518	26.902	1'01.506	30.287	182.241	2
30.	1:48'07.024	2'42.654 (16)	44.084	26.806	1'01.635	30.129	181.488	2
31.	1:50'49.830	2'42.806 (18)	43.711	26.879	1'01.647	30.569	179.632	2
32.	1:53'32.477	2'42.647 (15)	44.225	27.054	1'01.827	29.541	175.680	2
33.	1:56'14.480	2'42.003 (8)	43.889	26.394	1'01.780	29.940	183.382	2
34.	1:58'57.579	2'43.099 (20)	43.931	26.718	1'02.515	29.935	180.370	2
35.	2:01'40.085	2'42.506 (12)	43.665	26.829	1'02.183	29.829	179.632	2
36.	2:04'21.676	2'41.591 (5)	43.999	26.741	1'01.235	29.616	183.000	2
37.	2:07'14.221	2'52.545 (47)	44.871	27.790	1'01.792	38.092	181.113	2
38.	2:10'58.501	3'44.280 (51)	1'45.106	27.101	1'02.237	29.836	174.632	1
39.	2:13'40.799	2'42.298 (10)	43.877	26.617	1'01.748	30.056	173.254	1
40.	2:16'22.137	2'41.338 (4)	43.840	26.346	1'01.512	29.640	174.980	1
41.	2:19'04.548	2'42.411 (11)	43.883	26.838	1'01.973	29.717	173.597	1
42.	2:21'49.836	2'45.288 (41)	45.439	26.980	1'02.978	29.891	175.329	1
43.	2:24'33.073	2'43.237 (22)	44.395	26.630	1'01.755	30.457	177.814	1
44.	2:27'17.270	2'44.197 (31)	44.539	26.957	1'02.576	30.125	173.941	1
45.	2:30'02.170	2'44.900 (36)	44.839	27.355	1'02.430	30.276	175.680	1
46.	2:32'47.065	2'44.895 (35)	44.754	27.263	1'02.577	30.301	175.329	1
47.	2:35'38.970	2'51.905 (45)	45.114	27.448	1'02.736	36.607	174.286	1
48.	2:39'30.596	3'51.626 (52)	1'51.264	27.719	1'02.640	30.003	180.741	2
49.	2:42'14.390	2'43.794 (29)	44.171	26.922	1'02.406	30.295	182.620	2
50.	2:44'55.674	2'41.284 (3)	43.911	26.282	1'01.353	29.738	181.488	2
51.	2:47'39.431	2'43.757 (27)	44.207	26.965	1'02.323	30.262	181.113	2



JP250 4時間耐久  
ロードレース

MFJ承認競技会

**FUN&RUN! 2-Wheels**



JP250 DUNLOP OFFICIAL TYRE SUPPLIER

JP250 鈴鹿4時間耐久ロードレース 決勝レース

2024 / 11 / 24 :



SUZUKA CIRCUIT

個別ラップ表

Weather :Fine

Full Course 2-Wheels(5,821m)

Track :Dry

Lap	Passing Time	Lap Time	Sec1	Sec2	Sec3	Sec4	km/h	Driver No
		2'50.858 (44)	43.272	27.011	1'02.104	38.471	179.265	2
52.	2:50'30.289 Pit	3'40.673 (50)	1'29.937	27.932	1'03.400	39.404	174.980	2
53.	2:54'10.962 Pit	3'25.709 (48)	1'24.787	27.292	1'03.245	30.385	175.329	1
54.	2:57'36.671	2'43.687 (25)	44.370	26.874	1'02.619	29.824	174.632	1
55.	3:00'20.358	2'44.887 (34)	44.360	27.676	1'02.769	30.082	173.941	1
56.	3:03'05.245	2'44.541 (32)	44.209	27.462	1'02.752	30.118	171.563	1
57.	3:05'49.786	2'44.173 (30)	44.109	27.008	1'02.406	30.650	175.329	1
58.	3:08'33.959	2'45.923 (42)	44.774	27.397	1'02.787	30.965	174.286	1
59.	3:11'19.882							



JP250 4時間耐久  
ロードレース

MFJ承認競技会

FUN&RUN! 2-Wheels



JP250 DUNLOP OFFICIAL TYRE SUPPLIER

JP250 鈴鹿4時間耐久ロードレース 決勝レース

2024 / 11 / 24



SUZUKA CIRCUIT

個別ラップ表

Weather :Fine

Full Course 2-Wheels(5,821m)

Track :Dry

No	71	Best Time	2'45.982	126.252 km/h
Name	後呂/川端	Total Time	3:12'53.557	63 Laps
Team	はっぴいえんどプロジェクト	Average Lap Time	3'03.380	
Type	Honda/CBR250RR	Today's Rank	36 / 45	
		Today's Top Time	2'32.807	137.138 km/h
No	71 (Driver1)	Best Time	2'45.982	126.252 km/h
Name	後呂 好員	Total Time	2:18'36.209	46 Laps
Team	はっぴいえんどプロジェクト	Average Lap Time	3'00.271	
Type	Honda/CBR250RR	Today's Rank	89 / 120	
		Today's Top Time	2'29.475	140.195 km/h
No	71 (Driver2)	Best Time	2'57.111	118.319 km/h
Name	川端 えり	Total Time	54'17.348	17 Laps
Team	はっぴいえんどプロジェクト	Average Lap Time	3'07.477	
Type	Honda/CBR250RR	Today's Rank	118 / 120	
		Today's Top Time	2'29.475	140.195 km/h

Lap	Passing Time	Lap Time	Sec1	Sec2	Sec3	Sec4	km/h	Driver No
			1'07.326	31.428	1'08.117	37.120	165.113	1
1.	3'23.991		48.863	45.860	1'29.280	57.751	122.853	1
2.	7'25.745	4'01.754 (56)	1'09.745	46.050	1'29.063	44.612	142.136	1
3.	11'35.215	4'09.470 (58)	1'01.835	44.565	1'31.185	49.235	46.501	1
4.	15'42.035	4'06.820 (57)	1'06.538	44.724	1'07.209	32.601	176.032	1
5.	19'13.107	3'31.072 (55)	47.771	29.362	1'05.857	32.081	170.233	1
6.	22'08.178	2'55.071 (35)	47.686	29.165	1'06.770	32.193	178.174	1
7.	25'03.992	2'55.814 (37)	46.637	29.079	1'06.658	31.527	177.097	1
8.	27'57.893	2'53.901 (32)	47.606	28.963	1'06.469	31.804	174.286	1
9.	30'52.735	2'54.842 (34)	47.686	29.120	1'06.987	31.639	173.941	1
10.	33'48.167	2'55.432 (36)	46.530	29.150	1'05.642	31.185	174.980	1
11.	36'40.674	2'52.507 (30)	46.972	29.121	1'06.788	31.669	174.286	1
12.	39'35.224	2'54.550 (33)	47.574	28.922	1'05.700	31.433	172.574	1
13.	42'28.853	2'53.629 (31)	47.424	29.403	1'06.771	42.585	165.113	1
14.	45'35.036	3'06.183 (52)	2'03.309	30.837	1'09.184	34.381	166.996	2
15.	49'52.747	4'17.711 (61)	49.332	30.486	1'07.836	33.482	171.898	2
16.	52'53.883	3'01.136 (44)	48.376	30.867	1'08.941	34.188	168.599	2
17.	55'56.255	3'02.372 (49)	48.542	31.413	1'09.186	34.325	168.599	2
18.	58'59.721	3'03.466 (51)	48.933	31.119	1'08.672	34.103	166.996	2
19.	1:02'02.548	3'02.827 (50)	49.125	30.003	1'08.936	34.184	163.881	2
20.	1:05'04.796	3'02.248 (47)	48.197	30.610	1'07.343	33.505	168.599	2
21.	1:08'04.451	2'59.655 (42)	47.746	30.367	1'07.183	33.963	164.187	2
22.	1:11'03.710	2'59.259 (41)	48.051	30.512	1'07.512	32.784	170.563	2
23.	1:14'02.569	2'58.859 (40)						



JP250 4時間耐久  
ロードレース

MFJ承認競技会

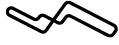
FUN&RUN! 2-Wheels



JP250 DUNLOP OFFICIAL TYRE SUPPLIER

JP250 鈴鹿4時間耐久ロードレース 決勝レース

2024 / 11 / 24 :



SUZUKA CIRCUIT

個別ラップ表

Weather :Fine

Full Course 2-Wheels(5,821m)

Track :Dry

Lap	Passing Time	Lap Time	Sec1	Sec2	Sec3	Sec4	km/h	Driver No
24.	1:16'59.680	2'57.111 (39)	47.178	30.065	1'06.749	33.119	172.235	2
25.	1:20'12.792	3'13.112 (53)	48.222	30.344	1'10.317	44.229	156.578	2
26.	1:24'28.823	4'16.031 (60)	2'08.759	30.172	1'06.120	30.980	175.680	1
27.	1:27'18.582	2'49.759 (23)	46.167	28.131	1'04.499	30.962	176.740	1
28.	1:30'08.281	2'49.699 (22)	45.969	28.342	1'04.100	31.288	175.329	1
29.	1:32'57.887	2'49.606 (21)	46.338	28.104	1'04.111	31.053	176.386	1
30.	1:35'46.789	2'48.902 (16)	45.936	28.135	1'03.927	30.904	178.174	1
31.	1:38'37.030	2'50.241 (25)	45.920	28.621	1'05.234	30.466	180.370	1
32.	1:41'27.139	2'50.109 (24)	46.572	28.556	1'04.400	30.581	175.680	1
33.	1:44'16.585	2'49.446 (19)	46.041	27.858	1'04.588	30.959	175.329	1
34.	1:47'06.075	2'49.490 (20)	46.199	27.767	1'04.264	31.260	174.286	1
35.	1:49'56.914	2'50.839 (28)	45.697	28.183	1'04.404	32.555	175.329	1
36.	1:52'45.711	2'48.797 (13)	45.416	28.020	1'03.774	31.587	179.632	1
37.	1:55'36.292	2'50.581 (27)	46.150	30.110	1'03.715	30.606	175.329	1
38.	1:58'25.609	2'49.317 (18)	45.479	28.195	1'04.327	31.316	178.174	1
39.	2:01'12.884	2'47.275 (6)	45.291	27.709	1'03.497	30.778	176.032	1
40.	2:04'09.371	2'56.487 (38)	45.634	28.002	1'04.171	38.680	174.632	1
41.	2:08'27.483	4'18.112 (62)	2'05.410	30.344	1'08.507	33.851	168.923	2
42.	2:11'29.525	3'02.042 (46)	48.384	30.904	1'09.143	33.611	168.276	2
43.	2:14'31.781	3'02.256 (48)	48.540	30.555	1'08.899	34.262	165.113	2
44.	2:17'31.616	2'59.835 (43)	48.105	30.364	1'07.695	33.671	168.599	2
45.	2:20'32.956	3'01.340 (45)	48.508	30.599	1'08.040	34.193	164.187	2
46.	2:23'48.963	3'16.007 (54)	47.692	30.106	1'09.982	48.227	144.950	2
47.	2:28'02.812	4'13.849 (59)	2'09.584	28.572	1'04.311	31.382	170.563	1
48.	2:30'53.189	2'50.377 (26)	46.176	28.539	1'04.247	31.415	176.032	1
49.	2:33'41.139	2'47.950 (9)	45.961	27.949	1'03.718	30.322	176.740	1
50.	2:36'28.326	2'47.187 (5)	45.548	27.690	1'03.064	30.885	171.563	1
51.	2:39'14.951	2'46.625 (2)	44.849	27.893	1'03.217	30.666	174.286	1
52.	2:42'00.933	<b>B 2'45.982</b> (1)	44.864	27.559	1'03.142	30.417	176.386	1
53.	2:44'47.985	2'47.052 (4)	45.077	28.022	1'03.518	30.435	174.980	1
54.	2:47'35.691	2'47.706 (8)	45.214	27.991	1'04.130	30.371	173.941	1



JP250 4時間耐久  
ロードレース

MFJ承認競技会

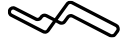
**FUN&RUN! 2-Wheels**



JP250 DUNLOP OFFICIAL TYRE SUPPLIER

JP250 鈴鹿4時間耐久ロードレース 決勝レース

2024 / 11 / 24 :



SUZUKA CIRCUIT

個別ラップ表

Weather :Fine

Full Course 2-Wheels(5,821m)

Track :Dry

Lap	Passing Time	Lap Time	Sec1	Sec2	Sec3	Sec4	km/h	Driver No
		2'49.209 (17)	45.515	28.374	1'04.051	31.269	171.898	1
55.	2:50'24.900	2'47.676 (7)	45.499	28.035	1'03.303	30.839	177.455	1
56.	2:53'12.576	2'47.008 (3)	45.353	27.739	1'03.192	30.724	180.370	1
57.	2:55'59.584	2'48.491 (12)	45.485	28.030	1'03.992	30.984	174.980	1
58.	2:58'48.075	2'48.854 (15)	46.070	28.055	1'03.798	30.931	173.941	1
59.	3:01'36.929	2'51.051 (29)	46.635	28.579	1'04.279	31.558	172.235	1
60.	3:04'27.980	2'48.459 (11)	45.531	27.984	1'03.674	31.270	176.386	1
61.	3:07'16.439	2'48.312 (10)	45.357	28.335	1'03.679	30.941	175.329	1
62.	3:10'04.751	2'48.806 (14)	45.262	27.856	1'04.759	30.929	181.488	1
63.	3:12'53.557							





JP250 4時間耐久  
ロードレース

MFJ承認競技会

**FUN&RUN! 2-Wheels**



JP250 DUNLOP OFFICIAL TYRE SUPPLIER

JP250 鈴鹿4時間耐久ロードレース 決勝レース

2024 / 11 / 24 :

SUZUKA CIRCUIT  
Full Course 2-Wheels(5,821m)

個別ラップ表

Weather :Fine  
Track :Dry

No	74	Best Time	2'43.184	128.417 km/h
Name	丸川/石崎	Total Time	3:11'31.798	45 Laps
Team	Bike Shop Larimar + 滋賀㊦ + 乱乱	Average Lap Time	2'55.375	
Type	Kawasaki/ZX-25R	Today's Rank	25 / 45	
		Today's Top Time	2'32.807	137.138 km/h
No	74 (Driver1)	Best Time	2'43.184	128.417 km/h
Name	丸川 広夢	Total Time	2:23'14.434	29 Laps
Team	Bike Shop Larimar + 滋賀㊦ + 乱乱	Average Lap Time	2'52.113	
Type	Kawasaki/ZX-25R	Today's Rank	71 / 120	
		Today's Top Time	2'29.475	140.195 km/h
No	74 (Driver2)	Best Time	2'44.408	127.461 km/h
Name	石崎 篤	Total Time	48'17.364	16 Laps
Team	Bike Shop Larimar + 滋賀㊦ + 乱乱	Average Lap Time	2'53.084	
Type	Kawasaki/ZX-25R	Today's Rank	81 / 120	
		Today's Top Time	2'29.475	140.195 km/h

Lap	Passing Time	Lap Time	Sec1	Sec2	Sec3	Sec4	km/h	Driver No
			1:00'47.323	29.665	1'05.609	32.661	183.766	1
1.	1:02'55.258							1
2.	1:05'46.216	2'50.958 (37)	46.108	29.301	1'04.543	31.006	186.894	1
3.	1:08'35.113	2'48.897 (35)	45.624	28.449	1'03.573	31.251	181.488	1
4.	1:11'24.791	2'49.678 (36)	45.842	28.498	1'04.171	31.167	186.102	1
5.	1:14'15.881	2'51.090 (38)	48.404	28.190	1'02.957	31.539	187.292	1
6.	1:17'03.586	2'47.705 (32)	46.196	28.499	1'02.653	30.357	185.316	1
7.	1:19'51.942	2'48.356 (34)	45.004	28.338	1'03.732	31.282	178.537	1
8.	1:22'38.254	2'46.312 (21)	45.110	27.904	1'02.736	30.562	184.926	1
9.	1:25'25.399	2'47.145 (29)	45.783	28.275	1'02.952	30.135	184.926	1
10.	1:28'11.847	2'46.448 (23)	45.044	28.241	1'02.841	30.322	184.538	1
11.	1:30'57.497	2'45.650 (14)	45.022	27.798	1'02.593	30.237	184.926	1
12.	1:33'44.945	2'47.448 (30)	45.102	28.024	1'03.672	30.650	183.000	1
13.	1:36'31.845	2'46.900 (26)	44.880	28.179	1'02.834	31.007	185.316	1
14.	1:39'18.079	2'46.234 (19)	44.764	27.932	1'03.199	30.339	186.894	1
15.	1:42'02.440	2'44.361 (3)	44.461	27.581	1'02.406	29.913	187.292	1
16.	1:44'47.338	2'44.898 (8)	45.317	27.641	1'01.950	29.990	185.708	1
17.	1:47'31.480	2'44.142 (2)	44.792	27.555	1'02.068	29.727	186.102	1
18.	1:50'16.826	2'45.346 (10)	44.646	27.504	1'03.044	30.152	183.766	1
19.	1:53'00.010	<b>B 2'43.184</b> (1)	44.723	27.090	1'01.793	29.578	190.542	1
20.	1:55'44.835	2'44.825 (7)	44.507	27.558	1'01.878	30.882	186.102	1
21.	1:58'49.733	Pit 3'04.898 (41)	44.416	28.495	1'08.141	43.846	159.709	1
22.	2:03'50.832	5'01.099 (44)	2'58.052	28.358	1'03.234	31.455	187.692	2
23.	2:06'36.992	2'46.160 (18)	44.519	27.591	1'02.995	31.055	184.538	2



JP250 4時間耐久  
ロードレース

MFJ承認競技会

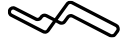
**FUN&RUN! 2-Wheels**



JP250 DUNLOP OFFICIAL TYRE SUPPLIER

JP250 鈴鹿4時間耐久ロードレース 決勝レース

2024 / 11 / 24 :



SUZUKA CIRCUIT

個別ラップ表

Weather :Fine

Full Course 2-Wheels(5,821m)

Track :Dry

Lap	Passing Time	Lap Time	Sec1	Sec2	Sec3	Sec4	km/h	Driver No
24.	2:09'23.280	2'46.288 (20)	44.745	28.153	1'02.540	30.850	189.719	2
25.	2:12'07.857	2'44.577 (5)	44.036	27.295	1'02.592	30.654	188.903	2
26.	2:14'52.462	2'44.605 (6)	44.325	27.585	1'02.208	30.487	188.094	2
27.	2:17'36.870	2'44.408 (4)	44.124	27.729	1'02.081	30.474	187.692	2
28.	2:20'23.201	2'46.331 (22)	44.230	28.273	1'02.998	30.830	186.497	2
29.	2:23'08.118	2'44.917 (9)	44.630	27.137	1'02.282	30.868	186.894	2
30.	2:25'54.139	2'46.021 (17)	44.521	27.594	1'02.938	30.968	186.497	2
31.	2:28'52.292	Pit 2'58.153 (39)	44.860	27.738	1'02.574	42.981	185.708	2
32.	2:33'33.076	4'40.784 (43)	2'37.433	28.850	1'03.871	30.630	186.102	1
33.	2:36'20.996	2'47.920 (33)	46.001	28.201	1'03.046	30.672	183.766	1
34.	2:39'08.586	2'47.590 (31)	45.575	28.217	1'03.080	30.718	184.151	1
35.	2:41'55.719	2'47.133 (28)	45.675	27.816	1'02.834	30.808	189.310	1
36.	2:44'41.104	2'45.385 (11)	44.954	27.468	1'02.606	30.357	185.316	1
37.	2:47'28.037	2'46.933 (27)	45.045	28.887	1'02.962	30.039	185.316	1
38.	2:50'13.557	2'45.520 (12)	44.663	28.148	1'02.723	29.986	184.151	1
39.	2:53'16.993	Pit 3'03.436 (40)	45.116	27.953	1'03.439	46.928	180.741	1
40.	2:57'41.217	4'24.224 (42)	2'21.958	28.067	1'02.995	31.204	190.957	2
41.	3:00'26.746	2'45.529 (13)	44.539	27.297	1'02.687	31.006	189.310	2
42.	3:03'13.392	2'46.646 (25)	44.593	27.843	1'03.394	30.816	187.692	2
43.	3:06'00.006	2'46.614 (24)	44.853	27.566	1'03.205	30.990	188.094	2
44.	3:08'45.821	2'45.815 (15)	44.834	27.876	1'02.648	30.457	190.130	2
45.	3:11'31.798	2'45.977 (16)	44.852	27.544	1'02.889	30.692	190.542	2



JP250 4時間耐久  
ロードレース

MFJ承認競技会

FUN&RUN! 2-Wheels



JP250 DUNLOP OFFICIAL TYRE SUPPLIER

JP250 鈴鹿4時間耐久ロードレース 決勝レース

2024 / 11 / 24 :



SUZUKA CIRCUIT

個別ラップ表

Weather :Fine

Full Course 2-Wheels(5,821m)

Track :Dry

No	75	Best Time	2'36.973	133.498 km/h
Name	北野圭/北野敬	Total Time	3:11'40.271	68 Laps
Team	EIGHT 才谷屋Factory エニシ	Average Lap Time	2'48.994	
Type	Honda/CBR250RR	Today's Rank	7 / 45	
		Today's Top Time	2'32.807	137.138 km/h
No	75 (Driver1)	Best Time	2'36.973	133.498 km/h
Name	北野 圭太	Total Time	2:22'27.728	51 Laps
Team	EIGHT 才谷屋Factory エニシ	Average Lap Time	2'47.401	
Type	Honda/CBR250RR	Today's Rank	29 / 120	
		Today's Top Time	2'29.475	140.195 km/h
No	75 (Driver2)	Best Time	2'43.275	128.345 km/h
Name	北野 敬	Total Time	49'12.543	17 Laps
Team	EIGHT 才谷屋Factory エニシ	Average Lap Time	2'49.816	
Type	Honda/CBR250RR	Today's Rank	73 / 120	
		Today's Top Time	2'29.475	140.195 km/h

Lap	Passing Time	Lap Time	Sec1	Sec2	Sec3	Sec4	km/h	Driver No
			55.000	28.352	1'02.473	31.842	181.488	1
1.	2'57.667							
2.	7'06.133	4'08.466 (66)	50.917	52.097	1'33.328	52.124	65.847	1
3.	11'14.902	4'08.769 (67)	1'14.225	41.168	1'27.383	45.993	97.276	1
4.	15'21.729	4'06.827 (65)	1'07.147	43.534	1'31.036	45.110	80.587	1
5.	18'50.421	3'28.692 (61)	1'10.921	44.790	1'02.326	30.655	186.102	1
6.	21'32.552	2'42.131 (43)	43.788	26.463	1'01.411	30.469	189.310	1
7.	24'12.985	2'40.433 (38)	43.377	26.451	1'00.914	29.691	182.241	1
8.	26'52.855	2'39.870 (31)	43.216	26.428	1'01.049	29.177	182.241	1
9.	29'32.278	2'39.423 (24)	43.056	26.147	1'00.816	29.404	184.151	1
10.	32'11.485	2'39.207 (19)	43.301	26.343	1'00.433	29.130	184.926	1
11.	34'49.953	2'38.468 (9)	42.944	26.115	1'00.206	29.203	184.538	1
12.	37'30.257	2'40.304 (37)	44.205	26.392	1'00.553	29.154	183.382	1
13.	40'08.218	2'37.961 (5)	42.750	26.154	1'00.067	28.990	185.316	1
14.	42'46.466	2'38.248 (6)	42.591	26.099	59.861	29.697	189.310	1
15.	45'24.425	2'37.959 (4)	43.055	25.972	59.719	29.213	187.692	1
16.	48'02.361	2'37.936 (3)	42.667	26.126	1'00.133	29.010	184.151	1
17.	50'41.048	2'38.687 (10)	42.921	25.820	1'00.629	29.317	183.382	1
18.	53'20.243	2'39.195 (17)	42.729	26.567	1'00.160	29.739	191.373	1
19.	55'59.526	2'39.283 (21)	43.133	26.213	1'00.681	29.256	182.241	1
20.	58'38.605	2'39.079 (16)	43.761	26.069	59.785	29.464	186.894	1
21.	1:01'17.039	2'38.434 (8)	42.900	25.788	1'00.621	29.125	186.102	1
22.	1:03'56.418	2'39.379 (23)	43.564	26.292	1'00.185	29.338	186.894	1
23.	1:06'33.391	<b>B 2'36.973</b> (1)	42.126	25.746	59.601	29.500	188.903	1



JP250 4時間耐久  
ロードレース

MFJ承認競技会

FUN&RUN! 2-Wheels



JP250 DUNLOP OFFICIAL TYRE SUPPLIER

JP250 鈴鹿4時間耐久ロードレース 決勝レース

2024 / 11 / 24 :



SUZUKA CIRCUIT

個別ラップ表

Weather :Fine

Full Course 2-Wheels(5,821m)

Track :Dry

Lap	Passing Time	Lap Time	Sec1	Sec2	Sec3	Sec4	km/h	Driver No
24.	1:09'13.883	2'40.492 (39)	42.847	28.022	1'00.263	29.360	183.382	1
25.	1:11'51.340	2'37.457 (2)	42.667	26.067	59.779	28.944	188.498	1
26.	1:14'40.581	2'49.241 (59)	43.227	26.587	1'00.603	38.824	180.741	1
27.	1:18'36.068	3'55.487 (64)	1'52.062	28.083	1'03.946	31.396	184.538	2
28.	1:21'24.799	2'48.731 (57)	46.082	28.005	1'03.239	31.405	182.620	2
29.	1:24'10.797	2'45.998 (50)	45.309	27.134	1'03.246	30.309	183.000	2
30.	1:26'55.917	2'45.120 (47)	44.797	27.450	1'02.396	30.477	183.382	2
31.	1:29'41.954	2'46.037 (52)	45.078	27.801	1'02.729	30.429	180.741	2
32.	1:32'26.875	2'44.921 (46)	44.771	27.113	1'02.563	30.474	181.488	2
33.	1:35'13.788	2'46.913 (55)	45.278	28.110	1'03.207	30.318	181.488	2
34.	1:37'59.186	2'45.398 (49)	44.554	27.605	1'03.108	30.131	182.241	2
35.	1:40'42.808	2'43.622 (45)	44.496	27.109	1'01.987	30.030	183.000	2
36.	1:43'28.879	2'46.071 (54)	44.669	28.060	1'02.198	31.144	181.488	2
37.	1:46'12.154	2'43.275 (44)	44.507	26.772	1'01.839	30.157	180.741	2
38.	1:48'58.214	2'46.060 (53)	44.660	27.182	1'03.701	30.517	178.900	2
39.	1:51'43.469	2'45.255 (48)	44.767	26.853	1'03.173	30.462	179.632	2
40.	1:54'38.225	2'54.756 (60)	45.232	27.270	1'02.304	39.950	176.740	2
41.	1:58'25.019	3'46.794 (63)	1'46.841	26.688	1'03.143	30.122	186.497	1
42.	2:01'05.688	2'40.669 (41)	43.392	26.667	1'00.838	29.772	182.620	1
43.	2:03'47.432	2'41.744 (42)	43.442	27.193	1'01.531	29.578	180.370	1
44.	2:06'27.037	2'39.605 (27)	43.242	26.283	1'00.644	29.436	182.241	1
45.	2:09'06.240	2'39.203 (18)	43.113	26.145	1'00.478	29.467	183.000	1
46.	2:11'45.149	2'38.909 (13)	43.190	26.149	1'00.387	29.183	183.000	1
47.	2:14'25.054	2'39.905 (32)	43.221	26.415	1'01.064	29.205	180.370	1
48.	2:17'03.443	2'38.389 (7)	42.912	26.079	1'00.175	29.223	183.382	1
49.	2:19'42.454	2'39.011 (14)	43.103	26.272	1'00.367	29.269	183.382	1
50.	2:22'22.067	2'39.613 (28)	42.985	26.178	1'01.184	29.266	182.620	1
51.	2:25'02.607	2'40.540 (40)	43.895	26.396	1'00.999	29.250	180.000	1
52.	2:27'41.658	2'39.051 (15)	42.964	26.155	1'00.521	29.411	185.316	1
53.	2:30'21.681	2'40.023 (35)	42.984	26.340	1'00.901	29.798	176.032	1
54.	2:33'00.986	2'39.305 (22)	43.140	26.046	1'00.920	29.199	181.863	1



JP250 4時間耐久  
ロードレース

MFJ承認競技会

**FUN&RUN! 2-Wheels**



JP250 DUNLOP OFFICIAL TYRE SUPPLIER

JP250 鈴鹿4時間耐久ロードレース 決勝レース

2024 / 11 / 24 :



SUZUKA CIRCUIT

個別ラップ表

Weather :Fine

Track :Dry

Full Course 2-Wheels(5,821m)

Lap	Passing Time	Lap Time	Sec1	Sec2	Sec3	Sec4	km/h	Driver No
		2'39.978 (34)	43.886	26.521	1'00.406	29.165	182.620	1
55.	2:35'40.964	2'40.214 (36)	42.952	25.998	1'01.797	29.467	181.488	1
56.	2:38'21.178	2'39.235 (20)	43.041	26.047	1'00.742	29.405	184.926	1
57.	2:41'00.413	2'38.699 (11)	43.083	26.170	1'00.360	29.086	181.488	1
58.	2:43'39.112	2'39.773 (29)	43.089	26.268	1'01.008	29.408	182.620	1
59.	2:46'18.885	2'39.469 (25)	42.988	26.537	1'00.985	28.959	185.316	1
60.	2:48'58.354	2'38.853 (12)	42.991	26.255	1'00.409	29.198	184.926	1
61.	2:51'37.207	2'39.509 (26)	43.043	26.078	1'01.138	29.250	181.113	1
62.	2:54'16.716	2'39.778 (30)	43.320	26.670	1'00.546	29.242	181.863	1
63.	2:56'56.494	2'39.965 (33)	43.107	26.448	1'00.712	29.698	182.241	1
64.	2:59'36.459	2'48.913 (58)	43.309	26.362	1'00.345	38.897	184.151	1
65.	3:02'25.372	Pit						
		3'41.898 (62)	1'39.181	27.813	1'03.769	31.135	183.000	2
66.	3:06'07.270	2'46.004 (51)	45.562	27.472	1'02.244	30.726	187.292	2
67.	3:08'53.274	2'46.997 (56)	45.006	28.673	1'02.979	30.339	180.741	2
68.	3:11'40.271							



JP250 4時間耐久  
ロードレース

MFJ承認競技会

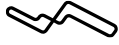
**FUN&RUN! 2-Wheels**



JP250 DUNLOP OFFICIAL TYRE SUPPLIER

JP250 鈴鹿4時間耐久ロードレース 決勝レース

2024 / 11 / 24 :



SUZUKA CIRCUIT

個別ラップ表

Weather :Fine

Full Course 2-Wheels(5,821m)

Track :Dry

No	76	Best Time	2'43.500	128.169 km/h
Name	井上/山口	Total Time	3:13'17.456	65 Laps
Team	Garage_i-NRC & Verde Racing + AUVIS	Average Lap Time	2'58.265	
Type	Honda/CBR250RR	Today's Rank	27 / 45	
		Today's Top Time	2'32.807	137.138 km/h
No	76 (Driver1)	Best Time	2'43.500	128.169 km/h
Name	井上 力	Total Time	1:43'50.122	35 Laps
Team	Garage_i-NRC & Verde Racing + AUVIS	Average Lap Time	2'57.696	
Type	Honda/CBR250RR	Today's Rank	75 / 120	
		Today's Top Time	2'29.475	140.195 km/h
No	76 (Driver2)	Best Time	2'50.564	122.861 km/h
Name	山口 崇	Total Time	1:29'27.334	30 Laps
Team	Garage_i-NRC & Verde Racing + AUVIS	Average Lap Time	2'56.353	
Type	Honda/CBR250RR	Today's Rank	109 / 120	
		Today's Top Time	2'29.475	140.195 km/h

Lap	Passing Time	Lap Time	Sec1	Sec2	Sec3	Sec4	km/h	Driver No
			59.698	29.533	1'03.191	36.021	160.292	1
1.	3'08.443							1
2.	7'11.016	4'02.573 (59)	47.394	51.360	1'31.642	52.177	56.092	1
3.	11'20.853	4'09.837 (61)	1'14.230	42.507	1'26.609	46.491	111.614	1
4.	15'26.760	4'05.907 (60)	1'05.748	43.711	1'31.098	45.350	65.115	1
5.	18'55.556	3'28.796 (58)	1'10.695	44.660	1'03.278	30.163	181.488	1
6.	21'42.502	2'46.946 (22)	45.420	27.574	1'03.249	30.703	181.113	1
7.	24'28.937	2'46.435 (21)	45.775	27.676	1'02.637	30.347	178.174	1
8.	27'16.539	2'47.602 (26)	45.583	28.190	1'03.095	30.734	177.455	1
9.	30'03.976	2'47.437 (25)	46.059	28.139	1'02.564	30.675	181.863	1
10.	32'49.316	2'45.340 (13)	45.810	27.239	1'01.822	30.469	181.863	1
11.	35'33.828	2'44.512 (5)	44.732	27.042	1'02.075	30.663	181.113	1
12.	38'19.348	2'45.520 (17)	44.962	27.501	1'02.076	30.981	181.863	1
13.	41'04.851	2'45.503 (16)	45.514	27.828	1'01.568	30.593	183.382	1
14.	43'57.908	2'53.057 (44)	45.059	27.448	1'01.681	38.869	176.740	1
15.	48'10.981	4'13.073 (62)	2'07.930	29.108	1'04.994	31.041	177.814	2
16.	51'03.811	2'52.830 (43)	46.382	29.115	1'05.833	31.500	180.741	2
17.	53'58.194	2'54.383 (51)	47.317	29.417	1'05.502	32.147	174.980	2
18.	56'55.589	2'57.395 (55)	47.862	29.399	1'07.850	32.284	177.097	2
19.	59'49.917	2'54.328 (49)	47.815	28.871	1'05.386	32.256	177.097	2
20.	1:02'44.263	2'54.346 (50)	46.799	28.671	1'07.331	31.545	177.455	2
21.	1:05'37.824	2'53.561 (46)	46.802	29.234	1'05.826	31.699	177.814	2
22.	1:08'31.643	2'53.819 (47)	47.328	28.875	1'05.727	31.889	175.329	2
23.	1:11'23.735	2'52.092 (38)	47.211	28.802	1'04.795	31.284	176.740	2



JP250 4時間耐久  
ロードレース

MFJ承認競技会

FUN&RUN! 2-Wheels



JP250 DUNLOP OFFICIAL TYRE SUPPLIER

JP250 鈴鹿4時間耐久ロードレース 決勝レース

2024 / 11 / 24 :

SUZUKA CIRCUIT  
Full Course 2-Wheels(5,821m)

個別ラップ表

Weather :Fine  
Track :Dry

Lap	Passing Time	Lap Time	Sec1	Sec2	Sec3	Sec4	km/h	Driver No
24.	1:14'15.905	2'52.170 (39)	46.524	28.913	1'04.637	32.096	177.814	2
25.	1:17'09.160	2'53.255 (45)	47.862	28.860	1'04.024	32.509	173.597	2
26.	1:20'00.539	2'51.379 (33)	46.991	28.421	1'04.463	31.504	177.455	2
27.	1:22'52.729	2'52.190 (40)	46.499	28.624	1'05.295	31.772	171.228	2
28.	1:25'44.318	2'51.589 (35)	46.484	28.552	1'05.274	31.279	178.900	2
29.	1:28'34.882	2'50.564 (28)	46.746	28.620	1'04.375	30.823	177.814	2
30.	1:31'26.180	2'51.298 (32)	46.109	29.054	1'05.402	30.733	177.455	2
31.	1:34'20.329	2'54.149 (48)	46.328	28.600	1'07.424	31.797	177.455	2
32.	1:37'11.439	2'51.110 (29)	45.922	28.827	1'04.557	31.804	178.174	2
33.	1:40'09.391	2'57.952 (56)	45.814	28.159	1'04.007	39.972	177.097	2
34.	1:43'16.209	3'06.818 (57)	47.492	29.108	1'05.168	45.050	175.329	2
35.	1:47'51.341	4'35.132 (64)	2'32.204	28.039	1'03.283	31.606	175.329	1
36.	1:50'38.619	2'47.278 (23)	45.730	27.966	1'02.826	30.756	177.814	1
37.	1:53'25.044	2'46.425 (20)	45.737	27.836	1'02.659	30.193	178.900	1
38.	1:56'12.465	2'47.421 (24)	45.742	27.681	1'03.376	30.622	177.097	1
39.	1:58'58.651	2'46.186 (19)	45.644	27.698	1'02.631	30.213	177.814	1
40.	2:01'44.117	2'45.466 (14)	45.217	27.761	1'02.318	30.170	177.455	1
41.	2:04'29.399	2'45.282 (12)	45.120	26.952	1'02.697	30.513	178.174	1
42.	2:07'14.279	2'44.880 (10)	45.137	27.071	1'02.482	30.190	177.814	1
43.	2:09'58.862	2'44.583 (7)	45.083	27.332	1'02.110	30.058	179.265	1
44.	2:12'43.476	2'44.614 (8)	44.873	26.898	1'02.527	30.316	183.000	1
45.	2:15'28.179	2'44.703 (9)	44.963	27.174	1'02.474	30.092	175.329	1
46.	2:18'13.653	2'45.474 (15)	44.612	26.930	1'02.417	31.515	182.241	1
47.	2:20'58.808	2'45.155 (11)	44.533	26.995	1'02.964	30.663	183.382	1
48.	2:23'42.846	2'44.038 (3)	45.144	27.029	1'01.902	29.963	177.097	1
49.	2:26'31.401	2'48.555 (27)	45.001	29.622	1'03.004	30.928	184.926	1
50.	2:29'17.556	2'46.155 (18)	45.043	27.464	1'01.839	31.809	182.620	1
51.	2:32'01.937	2'44.381 (4)	44.531	27.168	1'02.174	30.508	179.632	1
52.	2:34'46.493	2'44.556 (6)	44.820	27.399	1'02.092	30.245	179.632	1
53.	2:37'29.993	<b>B 2'43.500</b> (1)	44.923	26.667	1'01.694	30.216	178.174	1
54.	2:40'13.871	2'43.878 (2)	44.985	26.934	1'01.735	30.224	178.174	1



JP250 4時間耐久  
ロードレース

MFJ承認競技会

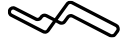
**FUN&RUN! 2-Wheels**



JP250 DUNLOP OFFICIAL TYRE SUPPLIER

JP250 鈴鹿4時間耐久ロードレース 決勝レース

2024 / 11 / 24 :



SUZUKA CIRCUIT

個別ラップ表

Weather :Fine

Full Course 2-Wheels(5,821m)

Track :Dry

Lap	Passing Time	Lap Time	Sec1	Sec2	Sec3	Sec4	km/h	Driver No
		2'54.552 (52)	45.282	27.146	1'03.296	38.828	175.329	1
55.	2:43'08.423 Pit	4'16.665 (63)	2'10.781	29.165	1'05.804	30.915	176.740	2
56.	2:47'25.088	2'51.947 (37)	46.722	29.015	1'05.009	31.201	177.455	2
57.	2:50'17.035	2'51.265 (31)	46.445	28.758	1'05.304	30.758	176.386	2
58.	2:53'08.300	2'51.232 (30)	46.558	29.351	1'04.546	30.777	177.097	2
59.	2:55'59.532	2'52.271 (41)	47.123	29.265	1'04.920	30.963	178.900	2
60.	2:58'51.803	2'51.922 (36)	47.036	28.762	1'04.829	31.295	176.032	2
61.	3:01'43.725	2'51.446 (34)	46.573	28.569	1'05.021	31.283	176.032	2
62.	3:04'35.171	2'52.686 (42)	47.271	29.170	1'04.758	31.487	177.455	2
63.	3:07'27.857	2'54.923 (54)	47.063	29.824	1'06.363	31.673	175.680	2
64.	3:10'22.780	2'54.676 (53)	46.949	29.280	1'06.545	31.902	174.980	2
65.	3:13'17.456							





JP250 4時間耐久  
ロードレース

MFJ承認競技会

**FUN&RUN! 2-Wheels**



JP250 DUNLOP OFFICIAL TYRE SUPPLIER

JP250 鈴鹿4時間耐久ロードレース 決勝レース

2024 / 11 / 24



SUZUKA CIRCUIT

個別ラップ表

Weather :Fine

Full Course 2-Wheels(5,821m)

Track :Dry

No	80	Best Time	2'47.702	124.957 km/h
Name	坂本/西窪	Total Time	3:11'44.709	63 Laps
Team	モトダイナ-RT・八尾カサキ	Average Lap Time	3'02.190	
Type	Kawasaki/Ninja250	Today's Rank	39 / 45	
		Today's Top Time	2'32.807	137.138 km/h
No	80 (Driver1)	Best Time	2'47.702	124.957 km/h
Name	坂本 和哉	Total Time	1:41'17.926	33 Laps
Team	モトダイナ-RT・八尾カサキ	Average Lap Time	3'03.406	
Type	Kawasaki/Ninja250	Today's Rank	97 / 120	
		Today's Top Time	2'29.475	140.195 km/h
No	80 (Driver2)	Best Time	2'51.598	122.120 km/h
Name	安田 治彦	Total Time	1:30'26.783	30 Laps
Team	モトダイナ-RT・八尾カサキ	Average Lap Time	2'58.437	
Type	Kawasaki/Ninja250	Today's Rank	115 / 120	
		Today's Top Time	2'29.475	140.195 km/h
No	80 (Driver3)	Best Time		km/h
Name	西窪 隆	Total Time		Laps
Team	モトダイナ-RT・八尾カサキ	Average Lap Time		
Type	Kawasaki/Ninja250	Today's Rank		
		Today's Top Time	2'29.475	140.195 km/h

Lap	Passing Time	Lap Time	Sec1	Sec2	Sec3	Sec4	km/h	Driver No
			1'07.672	32.496	1'11.979	36.766	131.694	1
1.	3'28.913							
		4'00.247 (58)	48.895	43.590	1'30.081	57.681	122.510	1
2.	7'29.160							
		4'09.457 (61)	1'08.983	46.172	1'32.283	42.019	139.650	1
3.	11'38.617							
		4'07.144 (59)	1'00.835	45.262	1'30.137	50.910	45.774	1
4.	15'45.761							
		3'29.065 (54)	1'05.205	44.602	1'06.426	32.832	170.563	1
5.	19'14.826							
		2'55.100 (43)	47.320	29.416	1'05.963	32.401	168.923	1
6.	22'09.926							
		2'54.752 (41)	46.995	29.045	1'06.170	32.542	170.895	1
7.	25'04.678							
		2'54.270 (37)	46.413	29.081	1'06.526	32.250	172.235	1
8.	27'58.948							
		2'54.019 (34)	46.961	29.189	1'06.104	31.765	171.563	1
9.	30'52.967							
		2'53.330 (31)	47.597	29.131	1'04.995	31.607	169.249	1
10.	33'46.297							
		2'49.964 (12)	45.769	27.872	1'04.637	31.686	169.903	1
11.	36'36.261							
		2'50.515 (13)	45.710	27.923	1'04.792	32.090	166.679	1
12.	39'26.776							
		3'04.015 (53)	45.787	27.607	1'04.668	45.953	168.276	1
13.	42'30.791	Pit						
		4'12.088 (62)	2'03.556	29.126	1'07.019	32.387	165.736	2
14.	46'42.879							
		2'56.521 (46)	48.185	29.054	1'06.500	32.782	170.563	2
15.	49'39.400							
		2'54.790 (42)	47.096	28.595	1'06.587	32.512	170.233	2
16.	52'34.190							
		2'56.749 (47)	47.799	28.961	1'07.361	32.628	170.895	2
17.	55'30.939							
		2'57.098 (48)	48.514	29.652	1'06.476	32.456	172.913	2
18.	58'28.037							
		2'54.412 (38)	47.605	29.231	1'05.250	32.326	171.898	2
19.	1:01'22.449							
		2'54.161 (35)	46.792	28.796	1'05.306	33.267	168.276	2
20.	1:04'16.610							



JP250 4時間耐久  
ロードレース

MFJ承認競技会

FUN&RUN! 2-Wheels



JP250 DUNLOP OFFICIAL TYRE SUPPLIER

JP250 鈴鹿4時間耐久ロードレース 決勝レース

2024 / 11 / 24 :

 SUZUKA CIRCUIT  
Full Course 2-Wheels(5,821m)

個別ラップ表

Weather :Fine  
Track :Dry

Lap	Passing Time	Lap Time	Sec1	Sec2	Sec3	Sec4	km/h	Driver No
21.	1:07'12.047	2'55.437 (45)	47.475	29.322	1'06.645	31.995	168.599	2
22.	1:10'05.953	2'53.906 (32)	46.907	28.997	1'05.947	32.055	167.954	2
23.	1:12'59.894	2'53.941 (33)	47.119	28.314	1'06.043	32.465	168.276	2
24.	1:15'52.768	2'52.874 (28)	46.754	28.606	1'05.197	32.317	169.903	2
25.	1:18'48.039	2'55.271 (44)	47.862	28.593	1'06.660	32.156	171.898	2
26.	1:21'48.617	3'00.578 (51)	46.814	28.429	1'05.212	40.123	166.049	2
		Pit						
27.	1:25'29.762	3'41.145 (56)	1'37.076	28.262	1'04.468	31.339	168.599	1
28.	1:28'19.341	2'49.579 (10)	46.576	27.829	1'03.877	31.297	170.563	1
29.	1:31'08.851	2'49.510 (9)	45.818	27.679	1'04.316	31.697	167.954	1
30.	1:34'00.510	2'51.659 (17)	46.137	27.736	1'06.483	31.303	167.314	1
31.	1:36'49.754	2'49.244 (8)	45.603	27.821	1'04.335	31.485	168.599	1
32.	1:39'40.659	2'50.905 (15)	45.570	28.655	1'04.746	31.934	167.634	1
33.	1:42'28.984	2'48.325 (5)	45.518	27.629	1'03.886	31.292	168.276	1
34.	1:45'16.940	2'47.956 (2)	45.431	27.441	1'03.581	31.503	170.563	1
35.	1:48'04.642	<b>B 2'47.702</b> (1)	45.650	27.245	1'03.338	31.469	168.599	1
36.	1:51'07.221	3'02.579 (52)	45.585	28.077	1'04.611	44.306	166.996	1
		Pit						
37.	1:55'15.332	4'08.111 (60)	2'01.289	29.010	1'04.789	33.023	168.276	2
38.	1:58'08.263	2'52.931 (29)	47.015	28.637	1'05.354	31.925	168.923	2
39.	2:01'02.767	2'54.504 (39)	46.580	29.032	1'06.771	32.121	168.599	2
40.	2:03'55.017	2'52.250 (21)	46.913	28.284	1'04.887	32.166	170.233	2
41.	2:06'46.615	2'51.598 (16)	46.543	28.480	1'04.869	31.706	169.249	2
42.	2:09'38.409	2'51.794 (19)	46.670	28.480	1'04.651	31.993	169.575	2
43.	2:12'30.983	2'52.574 (24)	46.505	28.732	1'05.257	32.080	166.996	2
44.	2:15'23.342	2'52.359 (22)	46.607	28.558	1'05.077	32.117	166.996	2
45.	2:18'16.077	2'52.735 (25)	46.608	28.904	1'04.868	32.355	173.254	2
46.	2:21'16.439	3'00.362 (50)	45.907	27.912	1'04.634	41.909	166.679	2
		Pit						
47.	2:25'08.013	3'51.574 (57)	1'47.537	28.695	1'04.455	30.887	169.249	1
48.	2:27'56.252	2'48.239 (3)	45.344	27.593	1'03.745	31.557	168.599	1
49.	2:30'45.957	2'49.705 (11)	45.672	27.806	1'04.248	31.979	169.903	1
50.	2:33'37.650	2'51.693 (18)	46.170	28.548	1'05.547	31.428	170.563	1
51.	2:36'29.617	2'51.967 (20)	46.218	29.062	1'04.783	31.904	168.276	1



JP250 4時間耐久  
ロードレース

MFJ承認競技会

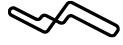
**FUN&RUN! 2-Wheels**



JP250 DUNLOP OFFICIAL TYRE SUPPLIER

JP250 鈴鹿4時間耐久ロードレース 決勝レース

2024 / 11 / 24 :



SUZUKA CIRCUIT

個別ラップ表

Weather :Fine

Full Course 2-Wheels(5,821m)

Track :Dry

Lap	Passing Time	Lap Time	Sec1	Sec2	Sec3	Sec4	km/h	Driver No
		2'50.894 (14)	46.973	28.982	1'03.783	31.156	170.233	1
52.	2:39'20.511	2'48.581 (6)	45.559	27.409	1'04.088	31.525	167.634	1
53.	2:42'09.092	2'48.245 (4)	45.651	27.438	1'04.228	30.928	171.563	1
54.	2:44'57.337	2'49.132 (7)	45.569	27.789	1'04.341	31.433	168.599	1
55.	2:47'46.469	2'58.501 (49)	45.544	27.713	1'05.311	39.933	168.599	1
56.	2:50'44.970	Pit						
		3'39.627 (55)	1'30.620	28.634	1'06.748	33.625	172.235	2
57.	2:54'24.597	2'52.858 (27)	47.225	28.435	1'05.123	32.075	169.903	2
58.	2:57'17.455	2'53.204 (30)	46.972	28.736	1'05.282	32.214	169.903	2
59.	3:00'10.659	2'54.561 (40)	47.139	29.701	1'05.358	32.363	168.599	2
60.	3:03'05.220	2'54.192 (36)	46.389	28.674	1'06.689	32.440	168.923	2
61.	3:05'59.412	2'52.448 (23)	46.730	28.546	1'05.359	31.813	175.680	2
62.	3:08'51.860	2'52.849 (26)	46.158	29.416	1'05.200	32.075	171.563	2
63.	3:11'44.709							



JP250 4時間耐久  
ロードレース

MFJ承認競技会

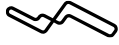
**FUN&RUN! 2-Wheels**



JP250 DUNLOP OFFICIAL TYRE SUPPLIER

JP250 鈴鹿4時間耐久ロードレース 決勝レース

2024 / 11 / 24



SUZUKA CIRCUIT

個別ラップ表

Weather :Fine

Full Course 2-Wheels(5,821m)

Track :Dry

No	84	Best Time	2'42.320	129.101 km/h
Name	坂口/大浦	Total Time	3:13'31.792	63 Laps
Team	岩本レーシング おいしいよ白チュー	Average Lap Time	3'04.050	
Type	Honda/CBR250RR	Today's Rank	23 / 45	
		Today's Top Time	2'32.807	137.138 km/h
No	84 (Driver1)	Best Time	2'42.320	129.101 km/h
Name	坂口 浩	Total Time	1:41'00.362	33 Laps
Team	岩本レーシング おいしいよ白チュー	Average Lap Time	3'03.115	
Type	Honda/CBR250RR	Today's Rank	67 / 120	
		Today's Top Time	2'29.475	140.195 km/h
No	84 (Driver2)	Best Time	2'46.681	125.723 km/h
Name	大浦 兼嗣	Total Time	1:32'31.430	30 Laps
Team	岩本レーシング おいしいよ白チュー	Average Lap Time	2'57.324	
Type	Honda/CBR250RR	Today's Rank	92 / 120	
		Today's Top Time	2'29.475	140.195 km/h

Lap	Passing Time	Lap Time	Sec1	Sec2	Sec3	Sec4	km/h	Driver No	
			1'05.204	31.592	1'07.570	36.299	145.430	1	
1.	3'20.665		50.233	44.815	1'28.743	57.084	72.836	1	
2.	7'21.540	4'00.875 (55)	1'10.934	45.319	1'29.027	44.952	148.881	1	
3.	11'31.772	4'06.411 (56)	1'02.643	44.014	1'31.319	48.435	51.549	1	
4.	15'38.183	3'28.367 (54)	1'07.236	45.115	1'04.343	31.673	187.292	1	
5.	19'06.550	2'46.969 (21)	46.313	27.399	1'02.319	30.938	187.692	1	
6.	21'53.519	2'47.838 (27)	47.302	27.416	1'02.517	30.603	185.708	1	
7.	24'41.357	2'45.564 (14)	45.294	27.376	1'01.908	30.986	186.497	1	
8.	27'26.921	2'46.635 (19)	44.877	28.005	1'02.594	31.159	187.692	1	
9.	30'13.556	2'46.057 (16)	45.110	27.398	1'02.976	30.573	186.894	1	
10.	32'59.613	2'57.766 (52)	45.659	27.055	1'03.263	41.789	178.900	1	
11.	35'57.379	Pit	6'49.017 (62)	4'44.565	29.027	1'03.776	31.649	176.386	2
12.	42'46.396	2'49.744 (38)	45.838	29.286	1'03.387	31.233	179.265	2	
13.	45'36.140	2'48.852 (36)	46.125	28.021	1'03.296	31.410	181.113	2	
14.	48'24.992	2'48.359 (32)	46.108	28.122	1'03.066	31.063	176.032	2	
15.	51'13.351	2'50.937 (46)	46.845	28.478	1'04.407	31.207	176.386	2	
16.	54'04.288	2'50.780 (44)	46.992	28.826	1'03.382	31.580	173.941	2	
17.	56'55.068	2'48.284 (31)	45.827	27.783	1'02.769	31.905	177.097	2	
18.	59'43.352	2'47.171 (23)	45.272	27.950	1'02.751	31.198	177.097	2	
19.	1:02'30.523	2'48.040 (28)	45.869	28.254	1'03.308	30.609	179.632	2	
20.	1:05'18.563	2'47.272 (24)	45.678	27.938	1'02.821	30.835	181.113	2	
21.	1:08'05.835	2'48.243 (30)	46.583	28.110	1'02.337	31.213	175.329	2	
22.	1:10'54.078	2'55.319 (49)	45.924	27.471	1'02.490	39.434	171.228	2	
23.	1:13'49.397	Pit							



JP250 4時間耐久  
ロードレース

MFJ承認競技会

FUN&RUN! 2-Wheels



JP250 DUNLOP OFFICIAL TYRE SUPPLIER

JP250 鈴鹿4時間耐久ロードレース 決勝レース

2024 / 11 / 24 :



SUZUKA CIRCUIT

個別ラップ表

Weather :Fine

Full Course 2-Wheels(5,821m)

Track :Dry

Lap	Passing Time	Lap Time	Sec1	Sec2	Sec3	Sec4	km/h	Driver No
24.	1:18'44.985	4'55.588 (61)	2'52.710	27.753	1'04.688	30.437	187.692	1
25.	1:21'31.418	2'46.433 (18)	45.813	27.602	1'02.418	30.600	184.538	1
26.	1:24'16.434	2'45.016 (11)	45.377	26.917	1'02.423	30.299	187.692	1
27.	1:27'00.055	2'43.621 (6)	44.459	27.009	1'01.678	30.475	188.094	1
28.	1:29'43.442	2'43.387 (4)	44.193	26.764	1'02.324	30.106	186.894	1
29.	1:32'28.301	2'44.859 (10)	44.468	27.095	1'03.301	29.995	188.094	1
30.	1:35'14.546	2'46.245 (17)	44.575	27.625	1'04.097	29.948	186.894	1
31.	1:37'57.825	2'43.279 (3)	44.171	26.882	1'02.306	29.920	186.102	1
32.	1:40'40.935	2'43.110 (2)	44.582	26.482	1'01.607	30.439	186.894	1
33.	1:43'24.458	2'43.523 (5)	44.921	26.690	1'02.099	29.813	184.538	1
34.	1:46'06.778	<b>B 2'42.320</b> (1)	43.955	26.602	1'01.774	29.989	185.316	1
35.	1:49'02.546	Pit 2'55.768 (50)	44.576	26.505	1'02.718	41.969	171.898	1
36.	1:53'42.500	4'39.954 (59)	2'36.478	28.340	1'03.844	31.292	178.174	2
37.	1:56'32.955	2'50.455 (43)	46.618	28.297	1'04.409	31.131	177.097	2
38.	1:59'22.700	2'49.745 (39)	46.229	28.476	1'03.915	31.125	175.680	2
39.	2:02'11.197	2'48.497 (33)	46.136	28.269	1'03.188	30.904	179.265	2
40.	2:05'00.055	2'48.858 (37)	46.276	28.530	1'02.870	31.182	177.455	2
41.	2:07'47.857	2'47.802 (26)	46.060	28.260	1'02.764	30.718	181.113	2
42.	2:10'34.905	2'47.048 (22)	45.624	28.129	1'02.443	30.852	177.814	2
43.	2:13'21.586	2'46.681 (20)	45.421	28.023	1'02.469	30.768	178.537	2
44.	2:16'09.784	2'48.198 (29)	45.769	27.989	1'03.765	30.675	184.151	2
45.	2:19'11.897	Pit 3'02.113 (53)	46.538	28.220	1'02.523	44.832	175.680	2
46.	2:23'58.137	4'46.240 (60)	2'43.838	28.362	1'03.541	30.499	184.538	1
47.	2:26'43.347	2'45.210 (12)	45.144	27.704	1'01.553	30.809	186.894	1
48.	2:29'33.187	2'49.840 (41)	45.205	27.497	1'03.464	33.674	154.648	1
49.	2:32'20.538	2'47.351 (25)	46.439	27.562	1'02.983	30.367	185.316	1
50.	2:35'04.468	2'43.930 (7)	44.488	26.967	1'01.933	30.542	183.766	1
51.	2:37'49.213	2'44.745 (9)	44.790	27.008	1'02.239	30.708	182.241	1
52.	2:40'35.023	2'45.810 (15)	44.948	27.375	1'02.953	30.534	182.241	1
53.	2:43'19.579	2'44.556 (8)	44.774	27.077	1'02.180	30.525	183.766	1
54.	2:46'04.829	2'45.250 (13)	45.125	27.275	1'02.486	30.364	181.488	1



JP250 4時間耐久  
ロードレース

MFJ承認競技会

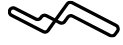
**FUN&RUN! 2-Wheels**



JP250 DUNLOP OFFICIAL TYRE SUPPLIER

JP250 鈴鹿4時間耐久ロードレース 決勝レース

2024 / 11 / 24 :



SUZUKA CIRCUIT

個別ラップ表

Weather :Fine

Full Course 2-Wheels(5,821m)

Track :Dry

Lap	Passing Time	Lap Time	Sec1	Sec2	Sec3	Sec4	km/h	Driver No
		2'56.902 (51)	45.671	27.367	1'02.824	41.040	176.740	1
55.	2:49'01.731 Pit	4'36.646 (58)	2'34.362	28.394	1'03.081	30.809	181.488	2
56.	2:53'38.377	2'49.763 (40)	45.920	28.198	1'03.596	32.049	179.265	2
57.	2:56'28.140	2'48.738 (35)	46.104	28.567	1'03.331	30.736	180.000	2
58.	2:59'16.878	2'53.227 (48)	48.466	29.589	1'03.890	31.282	177.455	2
59.	3:02'10.105	2'50.784 (45)	46.266	29.005	1'03.920	31.593	172.913	2
60.	3:05'00.889	2'48.531 (34)	45.772	28.138	1'03.581	31.040	179.632	2
61.	3:07'49.420	2'50.204 (42)	46.838	28.547	1'03.683	31.136	177.814	2
62.	3:10'39.624	2'52.168 (47)	46.986	29.400	1'04.191	31.591	177.097	2
63.	3:13'31.792							



JP250 4時間耐久  
ロードレース

MFJ承認競技会

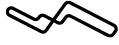
**FUN&RUN! 2-Wheels**



JP250 DUNLOP OFFICIAL TYRE SUPPLIER

JP250 鈴鹿4時間耐久ロードレース 決勝レース

2024 / 11 / 24 :



SUZUKA CIRCUIT

個別ラップ表

Weather :Fine

Full Course 2-Wheels(5,821m)

Track :Dry

No	86	Best Time	2'47.674	124.978 km/h
Name	東松/竹中	Total Time	3:13'40.389	63 Laps
Team	ふじはし303-Racing	Average Lap Time	3'04.014	
Type	Honda/CDR250RR	Today's Rank	38 / 45	
		Today's Top Time	2'32.807	137.138 km/h

No	86 (Driver1)	Best Time	2'49.695	123.490 km/h
Name	東松 範暁	Total Time	1:39'44.332	33 Laps
Team	ふじはし303-Racing	Average Lap Time	2'58.025	
Type	Honda/CDR250RR	Today's Rank	105 / 120	
		Today's Top Time	2'29.475	140.195 km/h

No	86 (Driver2)	Best Time	2'47.674	124.978 km/h
Name	竹中 公也	Total Time	1:33'56.057	30 Laps
Team	ふじはし303-Racing	Average Lap Time	3'07.053	
Type	Honda/CDR250RR	Today's Rank	96 / 120	
		Today's Top Time	2'29.475	140.195 km/h

Lap	Passing Time	Lap Time	Sec1	Sec2	Sec3	Sec4	km/h	Driver No
			1'08.031	33.131	1'12.822	37.526	135.556	2
1.	3'31.510		48.410	43.838	1'30.899	56.630	119.024	2
2.	7'31.287	3'59.777 (57)	1'08.842	46.133	1'33.334	41.731	137.896	2
3.	11'41.327	4'10.040 (59)	59.478	45.374	1'30.810	50.969	44.954	2
4.	15'47.958	4'06.631 (58)	1'04.110	45.155	1'07.269	32.947	172.574	2
5.	19'17.439	3'29.481 (56)	46.507	28.703	1'05.883	32.637	169.903	2
6.	22'11.169	2'53.730 (41)	46.731	28.750	1'05.839	33.600	170.233	2
7.	25'06.089	2'54.920 (50)	46.731	28.750	1'05.839	33.600	170.233	2
8.	27'59.509	2'53.420 (38)	45.577	29.248	1'06.337	32.258	174.632	2
9.	30'53.545	2'54.036 (43)	46.684	29.897	1'05.265	32.190	166.679	2
10.	33'49.112	2'55.567 (52)	47.451	29.187	1'06.501	32.428	173.597	2
11.	36'41.583	2'52.471 (29)	45.791	29.206	1'05.430	32.044	173.254	2
12.	39'35.641	2'54.058 (44)	46.251	29.194	1'06.736	31.877	172.235	2
13.	42'30.059	2'54.418 (47)	47.348	29.067	1'05.604	32.399	171.563	2
14.	45'24.565	2'54.506 (49)	46.443	29.432	1'06.732	31.899	167.954	2
15.	48'32.251	3'07.686 (54)	45.092	27.515	1'04.588	50.491	158.270	2
16.	53'19.760	4'47.509 (60)	2'38.320	29.548	1'07.180	32.461	166.679	1
17.	56'14.265	2'54.505 (48)	46.706	28.955	1'06.650	32.194	168.923	1
18.	59'09.448	2'55.183 (51)	46.642	28.787	1'07.137	32.617	165.424	1
19.	1:02'03.586	2'54.138 (45)	46.580	28.618	1'06.439	32.501	167.314	1
20.	1:04'57.985	2'54.399 (46)	47.249	28.471	1'06.327	32.352	167.314	1
21.	1:07'51.499	2'53.514 (39)	46.258	28.338	1'06.748	32.170	166.679	1
22.	1:10'44.285	2'52.786 (31)	46.017	28.420	1'06.268	32.081	166.049	1
23.	1:13'37.085	2'52.800 (32)	46.701	28.299	1'05.608	32.192	165.113	1



JP250 4時間耐久  
ロードレース

MFJ承認競技会

FUN&RUN! 2-Wheels



JP250 DUNLOP OFFICIAL TYRE SUPPLIER

JP250 鈴鹿4時間耐久ロードレース 決勝レース

2024 / 11 / 24 :



SUZUKA CIRCUIT

個別ラップ表

Weather :Fine

Full Course 2-Wheels(5,821m)

Track :Dry

Lap	Passing Time	Lap Time	Sec1	Sec2	Sec3	Sec4	km/h	Driver No
24.	1:16'29.401	2'52.316 (27)	46.228	28.232	1'05.703	32.153	165.113	1
25.	1:19'21.028	2'51.627 (20)	46.236	27.989	1'05.415	31.987	165.424	1
26.	1:22'12.022	2'50.994 (16)	45.769	28.157	1'05.191	31.877	165.736	1
27.	1:25'03.402	2'51.380 (19)	45.975	27.871	1'05.711	31.823	169.249	1
28.	1:27'54.213	2'50.811 (12)	45.685	28.136	1'05.253	31.737	167.314	1
29.	1:30'46.221	2'52.008 (24)	45.998	28.460	1'05.905	31.645	168.276	1
30.	1:33'36.798	2'50.577 (10)	45.859	27.651	1'05.366	31.701	166.049	1
31.	1:36'27.819	2'51.021 (17)	45.686	28.205	1'05.365	31.765	166.049	1
32.	1:39'26.710	2'58.891 (53)	45.893	28.203	1'06.070	38.725	162.366	1
		Pit						
33.	1:44'44.858	5'18.148 (61)	3'14.109	27.876	1'04.726	31.437	168.599	2
34.	1:47'34.826	2'49.968 (7)	45.570	27.383	1'05.482	31.533	170.895	2
35.	1:50'25.257	2'50.431 (9)	45.309	29.058	1'04.841	31.223	168.923	2
36.	1:53'13.805	2'48.548 (2)	44.867	27.619	1'04.872	31.190	170.895	2
37.	1:56'04.479	2'50.674 (11)	45.006	27.693	1'05.461	32.514	168.599	2
38.	1:58'55.355	2'50.876 (13)	45.136	28.824	1'05.684	31.232	171.898	2
39.	2:01'43.029	<b>B 2'47.674</b> (1)	44.805	27.597	1'04.194	31.078	169.903	2
40.	2:04'33.921	2'50.892 (14)	45.429	27.490	1'06.314	31.659	170.563	2
41.	2:07'22.973	2'49.052 (3)	46.076	27.501	1'04.167	31.308	170.895	2
42.	2:10'12.883	2'49.910 (5)	44.910	28.179	1'04.900	31.921	175.329	2
43.	2:13'06.689	2'53.806 (42)	46.279	30.091	1'05.442	31.994	173.597	2
44.	2:15'59.500	2'52.811 (33)	47.269	27.843	1'06.086	31.613	166.049	2
45.	2:18'50.472	2'50.972 (15)	45.255	28.705	1'05.293	31.719	170.895	2
46.	2:21'40.745	2'50.273 (8)	45.524	28.137	1'04.468	32.144	169.903	2
47.	2:24'50.516	3'09.771 (55)	45.860	28.449	1'05.762	49.700	147.136	2
		Pit						
48.	2:30'38.235	5'47.719 (62)	3'39.661	28.898	1'06.629	32.531	165.113	1
49.	2:33'31.627	2'53.392 (37)	46.405	28.597	1'06.399	31.991	167.314	1
50.	2:36'25.166	2'53.539 (40)	46.392	28.214	1'06.614	32.319	164.187	1
51.	2:39'17.605	2'52.439 (28)	46.293	28.055	1'06.147	31.944	166.679	1
52.	2:42'10.161	2'52.556 (30)	46.025	28.032	1'06.080	32.419	164.187	1
53.	2:45'02.170	2'52.009 (25)	46.005	28.401	1'05.668	31.935	166.049	1
54.	2:47'54.110	2'51.940 (23)	46.074	28.211	1'05.749	31.906	165.736	1





JP250 4時間耐久  
ロードレース

MFJ承認競技会

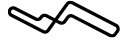
**FUN&RUN! 2-Wheels**



JP250 DUNLOP OFFICIAL TYRE SUPPLIER

JP250 鈴鹿4時間耐久ロードレース 決勝レース

2024 / 11 / 24 :



SUZUKA CIRCUIT

個別ラップ表

Weather :Fine

Full Course 2-Wheels(5,821m)

Track :Dry

Lap	Passing Time	Lap Time	Sec1	Sec2	Sec3	Sec4	km/h	Driver No
55.	2:50'46.424	2'52.314 (26)	45.868	28.544	1'05.899	32.003	164.803	1
56.	2:53'38.076	2'51.652 (21)	46.107	28.186	1'05.653	31.706	166.996	1
57.	2:56'31.248	2'53.172 (35)	46.418	28.404	1'05.573	32.777	167.954	1
58.	2:59'24.395	2'53.147 (34)	46.925	28.411	1'05.678	32.133	165.424	1
59.	3:02'15.524	2'51.129 (18)	45.911	27.842	1'05.455	31.921	166.996	1
60.	3:05'08.906	2'53.382 (36)	45.610	29.450	1'06.282	32.040	169.249	1
61.	3:08'00.732	2'51.826 (22)	46.913	28.084	1'05.238	31.591	167.634	1
62.	3:10'50.427	2'49.695 (4)	45.536	28.341	1'04.509	31.309	167.634	1
63.	3:13'40.389	2'49.962 (6)	45.839	27.687	1'04.765	31.671	168.923	1



JP250 4時間耐久  
ロードレース

MFJ承認競技会

**FUN&RUN! 2-Wheels**



JP250 DUNLOP OFFICIAL TYRE SUPPLIER

JP250 鈴鹿4時間耐久ロードレース 決勝レース

2024 / 11 / 24 :



SUZUKA CIRCUIT

個別ラップ表

Weather :Fine

Track :Dry

Full Course 2-Wheels(5,821m)

No	87	Best Time	2'41.398	129.838 km/h
Name	奥中/茂手木	Total Time	3:11'57.300	66 Laps
Team	それいけカールくんRT + OH!3R	Average Lap Time	2'54.427	
Type	Honda/CBR250RR	Today's Rank	18 / 45	
		Today's Top Time	2'32.807	137.138 km/h
No	87 (Driver1)	Best Time	2'41.398	129.838 km/h
Name	奥中 凱心	Total Time	1:58'53.973	41 Laps
Team	それいけカールくんRT + OH!3R	Average Lap Time	2'53.862	
Type	Honda/CBR250RR	Today's Rank	54 / 120	
		Today's Top Time	2'29.475	140.195 km/h
No	87 (Driver2)	Best Time	2'45.292	126.779 km/h
Name	茂手木 博人	Total Time	1:13'03.327	25 Laps
Team	それいけカールくんRT + OH!3R	Average Lap Time	2'51.757	
Type	Honda/CBR250RR	Today's Rank	85 / 120	
		Today's Top Time	2'29.475	140.195 km/h

Lap	Passing Time	Lap Time	Sec1	Sec2	Sec3	Sec4	km/h	Driver No
			55.941	28.650	1'03.155	31.742	177.097	1
1.	2'59.488							1
2.	7'06.751	4'07.263 (62)	49.678	52.266	1'33.264	52.055	68.840	1
3.	11'16.254	4'09.503 (63)	1'14.405	41.380	1'27.745	45.973	99.254	1
4.	15'22.985	4'06.731 (61)	1'06.412	43.973	1'30.651	45.695	72.775	1
5.	18'51.673	3'28.688 (59)	1'10.246	44.471	1'03.226	30.745	184.538	1
6.	21'36.478	2'44.805 (26)	44.093	27.233	1'02.878	30.601	177.455	1
7.	24'22.885	2'46.407 (38)	45.125	27.733	1'03.029	30.520	173.254	1
8.	27'08.590	2'45.705 (34)	44.799	27.704	1'02.863	30.339	178.174	1
9.	29'52.228	2'43.638 (15)	44.151	27.267	1'02.076	30.144	179.265	1
10.	32'36.409	2'44.181 (20)	44.443	27.168	1'02.192	30.378	176.032	1
11.	35'20.566	2'44.157 (19)	44.344	27.253	1'02.169	30.391	174.286	1
12.	38'04.931	2'44.365 (22)	44.368	27.389	1'02.273	30.335	175.329	1
13.	40'48.554	2'43.623 (13)	44.072	26.999	1'02.500	30.052	174.286	1
14.	43'32.985	2'44.431 (23)	44.193	27.318	1'02.554	30.366	173.941	1
15.	46'17.009	2'44.024 (16)	44.301	27.153	1'02.290	30.280	178.537	1
16.	49'02.596	2'45.587 (33)	45.739	27.460	1'02.279	30.109	174.980	1
17.	51'46.648	2'44.052 (17)	44.437	27.308	1'02.104	30.203	175.680	1
18.	54'29.490	2'42.842 (4)	43.975	26.975	1'02.240	29.652	177.097	1
19.	57'13.121	2'43.631 (14)	43.918	27.113	1'02.392	30.208	176.032	1
20.	59'55.986	2'42.865 (5)	44.162	26.667	1'01.727	30.309	176.740	1
21.	1:02'52.057	2'56.071 (57)	44.081	26.937	1'02.683	42.370	174.632	1
		Pit						
22.	1:07'13.201	4'21.144 (65)	2'16.670	28.079	1'05.014	31.381	174.286	2
23.	1:10'01.866	2'48.665 (51)	45.926	28.316	1'03.409	31.014	174.286	2



JP250 4時間耐久  
ロードレース

MFJ承認競技会

FUN&RUN! 2-Wheels



JP250 DUNLOP OFFICIAL TYRE SUPPLIER

JP250 鈴鹿4時間耐久ロードレース 決勝レース

2024 / 11 / 24 :

SUZUKA CIRCUIT  
Full Course 2-Wheels(5,821m)

個別ラップ表

Weather :Fine  
Track :Dry

Lap	Passing Time	Lap Time	Sec1	Sec2	Sec3	Sec4	km/h	Driver No
24.	1:12'50.038	2'48.172 (48)	45.152	27.564	1'04.394	31.062	175.680	2
25.	1:15'37.217	2'47.179 (44)	45.514	27.544	1'03.111	31.010	174.286	2
26.	1:18'24.004	2'46.787 (41)	44.942	27.455	1'03.503	30.887	178.537	2
27.	1:21'09.296	2'45.292 (30)	44.348	27.409	1'02.828	30.707	173.941	2
28.	1:23'55.285	2'45.989 (35)	44.779	27.453	1'03.162	30.595	178.537	2
29.	1:26'40.773	2'45.488 (32)	44.564	27.404	1'02.585	30.935	174.980	2
30.	1:29'26.896	2'46.123 (37)	44.752	27.459	1'02.989	30.923	174.632	2
31.	1:32'13.317	2'46.421 (39)	44.854	27.483	1'03.105	30.979	170.895	2
32.	1:34'59.939	2'46.622 (40)	44.263	27.074	1'03.264	32.021	179.265	2
33.	1:37'48.158	2'48.219 (49)	46.168	27.531	1'03.626	30.894	180.370	2
34.	1:40'46.344	Pit 2'58.186 (58)	44.948	28.144	1'04.204	40.890	173.254	2
35.	1:44'48.184	4'01.840 (60)	2'01.749	27.534	1'02.350	30.207	177.814	1
36.	1:47'32.393	2'44.209 (21)	44.237	27.397	1'02.477	30.098	179.632	1
37.	1:50'17.765	2'45.372 (31)	44.006	27.427	1'03.238	30.701	175.680	1
38.	1:53'00.512	2'42.747 (3)	43.869	27.173	1'01.941	29.764	183.000	1
39.	1:55'45.330	2'44.818 (27)	44.071	27.651	1'02.046	31.050	181.113	1
40.	1:58'28.714	2'43.384 (8)	43.925	26.964	1'02.286	30.209	176.032	1
41.	2:01'12.253	2'43.539 (11)	43.751	27.654	1'01.928	30.206	181.488	1
42.	2:03'54.974	2'42.721 (2)	43.648	26.815	1'01.861	30.397	177.455	1
43.	2:06'38.450	2'43.476 (9)	43.844	26.659	1'02.042	30.931	180.741	1
44.	2:09'21.391	2'42.941 (6)	44.041	27.384	1'01.341	30.175	181.113	1
45.	2:12'04.950	2'43.559 (12)	44.066	27.125	1'02.190	30.178	174.632	1
46.	2:14'48.325	2'43.375 (7)	44.192	26.955	1'02.071	30.157	174.632	1
47.	2:17'33.001	2'44.676 (24)	44.095	27.389	1'02.310	30.882	174.980	1
48.	2:20'14.399	<b>B 2'41.398</b> (1)	43.709	26.477	1'01.303	29.909	183.000	1
49.	2:22'57.931	2'43.532 (10)	44.070	27.092	1'02.185	30.185	174.632	1
50.	2:25'42.035	2'44.104 (18)	44.301	27.119	1'02.443	30.241	174.980	1
51.	2:28'26.949	2'44.914 (29)	44.512	27.411	1'02.292	30.699	175.329	1
52.	2:31'11.806	2'44.857 (28)	44.551	27.191	1'02.642	30.473	176.032	1
53.	2:33'56.590	2'44.784 (25)	44.641	27.440	1'02.357	30.346	175.680	1
54.	2:36'48.260	Pit 2'51.670 (55)	44.369	27.389	1'02.293	37.619	174.632	1



JP250 4時間耐久  
ロードレース

MFJ承認競技会

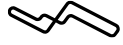
**FUN&RUN! 2-Wheels**



JP250 DUNLOP OFFICIAL TYRE SUPPLIER

JP250 鈴鹿4時間耐久ロードレース 決勝レース

2024 / 11 / 24 :



SUZUKA CIRCUIT

個別ラップ表

Weather :Fine

Full Course 2-Wheels(5,821m)

Track :Dry

Lap	Passing Time	Lap Time	Sec1	Sec2	Sec3	Sec4	km/h	Driver No
55.	2:41'02.776	4'14.516 (64)	2'08.610	28.800	1'05.365	31.741	172.574	2
56.	2:43'52.599	2'49.823 (54)	45.780	28.179	1'04.821	31.043	178.900	2
57.	2:46'40.242	2'47.643 (45)	44.825	27.777	1'03.560	31.481	172.574	2
58.	2:49'29.197	2'48.955 (52)	44.864	27.894	1'04.370	31.827	173.597	2
59.	2:52'17.082	2'47.885 (47)	45.012	28.490	1'03.291	31.092	175.680	2
60.	2:55'12.205	2'55.123 (56)	46.662	29.764	1'06.582	32.115	174.286	2
61.	2:57'59.372	2'47.167 (43)	44.858	27.626	1'03.353	31.330	175.329	2
62.	3:00'45.367	2'45.995 (36)	44.397	27.513	1'02.992	31.093	174.286	2
63.	3:03'33.623	2'48.256 (50)	44.925	27.674	1'03.444	32.213	174.286	2
64.	3:06'20.450	2'46.827 (42)	44.558	27.580	1'03.549	31.140	174.980	2
65.	3:09'08.294	2'47.844 (46)	45.032	27.679	1'03.975	31.158	172.574	2
66.	3:11'57.300	2'49.006 (53)	45.224	28.362	1'03.938	31.482	174.632	2



JP250 4時間耐久  
ロードレース

MFJ承認競技会

**FUN&RUN! 2-Wheels**



JP250 DUNLOP OFFICIAL TYRE SUPPLIER

JP250 鈴鹿4時間耐久ロードレース 決勝レース

2024 / 11 / 24 :

SUZUKA CIRCUIT  
Full Course 2-Wheels(5,821m)

個別ラップ表

Weather :Fine  
Track :Dry

No	88	Best Time	2'44.550	127.351 km/h
Name	平川/杉原	Total Time	3:11'48.168	65 Laps
Team	TEAM Hyper-Snake	Average Lap Time	2'56.613	
Type	Honda/CBR250RR	Today's Rank	33 / 45	
		Today's Top Time	2'32.807	137.138 km/h
No	88 (Driver1)	Best Time	2'46.057	126.195 km/h
Name	平川 敦裕	Total Time	1:32'21.022	32 Laps
Team	TEAM Hyper-Snake	Average Lap Time	2'51.101	
Type	Honda/CBR250RR	Today's Rank	90 / 120	
		Today's Top Time	2'29.475	140.195 km/h
No	88 (Driver2)	Best Time	2'44.550	127.351 km/h
Name	杉原 豊一	Total Time	1:39'27.146	33 Laps
Team	TEAM Hyper-Snake	Average Lap Time	3'00.070	
Type	Honda/CBR250RR	Today's Rank	84 / 120	
		Today's Top Time	2'29.475	140.195 km/h

Lap	Passing Time	Lap Time	Sec1	Sec2	Sec3	Sec4	km/h	Driver No
			1'06.589	32.615	1'09.117	36.567	155.469	2
1.	3'24.888							
2.	7'27.064	4'02.176 (60)	49.302	45.371	1'29.893	57.610	109.663	2
3.	11'36.406	4'09.342 (63)	1'09.488	46.391	1'30.000	43.463	152.500	2
4.	15'43.718	4'07.312 (62)	1'01.734	44.938	1'30.530	50.110	45.869	2
5.	19'14.207	3'30.489 (58)	1'05.791	44.392	1'07.356	32.950	176.032	2
6.	22'08.738	2'54.531 (54)	47.496	29.135	1'05.698	32.202	177.814	2
7.	25'01.917	2'53.179 (53)	47.729	28.745	1'05.280	31.425	174.980	2
8.	27'54.600	2'52.683 (51)	47.122	28.935	1'05.105	31.521	174.286	2
9.	30'45.533	2'50.933 (47)	46.660	28.721	1'04.536	31.016	176.740	2
10.	33'36.877	2'51.344 (49)	46.704	28.521	1'05.050	31.069	177.097	2
11.	36'27.011	2'50.134 (45)	46.197	28.877	1'04.219	30.841	175.680	2
12.	39'25.646	2'58.635 (55)	46.260	28.261	1'04.783	39.331	170.895	2
13.	43'22.526	3'56.880 (59)	1'49.457	30.621	1'04.999	31.803	175.680	1
14.	46'15.210	2'52.684 (52)	47.547	28.678	1'04.545	31.914	176.032	1
15.	49'06.644	2'51.434 (50)	47.352	28.822	1'03.872	31.388	179.632	1
16.	51'57.776	2'51.132 (48)	47.347	28.480	1'04.079	31.226	181.113	1
17.	54'48.546	2'50.770 (46)	46.876	28.420	1'03.940	31.534	177.455	1
18.	57'38.486	2'49.940 (42)	46.724	28.555	1'03.483	31.178	179.265	1
19.	1:00'27.855	2'49.369 (40)	46.329	27.960	1'03.539	31.541	177.455	1
20.	1:03'15.246	2'47.391 (24)	46.273	27.691	1'02.424	31.003	181.113	1
21.	1:06'02.950	2'47.704 (29)	45.926	27.925	1'02.937	30.916	176.740	1
22.	1:09'02.996	3'00.046 (57)	45.847	27.447	1'03.071	43.681	174.632	1
23.	1:13'13.368	4'10.372 (64)	2'07.139	28.081	1'04.088	31.064	177.814	2



JP250 4時間耐久  
ロードレース

MFJ承認競技会

FUN&RUN! 2-Wheels



JP250 DUNLOP OFFICIAL TYRE SUPPLIER

JP250 鈴鹿4時間耐久ロードレース 決勝レース

2024 / 11 / 24 :

 SUZUKA CIRCUIT  
Full Course 2-Wheels(5,821m)

個別ラップ表

Weather :Fine  
Track :Dry

Lap	Passing Time	Lap Time	Sec1	Sec2	Sec3	Sec4	km/h	Driver No
24.	1:16'00.601	2'47.233 (22)	45.538	27.841	1'02.796	31.058	180.370	2
25.	1:18'48.072	2'47.471 (27)	45.583	27.693	1'03.304	30.891	179.632	2
26.	1:21'36.413	2'48.341 (35)	45.984	28.227	1'03.487	30.643	177.097	2
27.	1:24'26.470	2'50.057 (44)	45.528	28.451	1'05.079	30.999	180.741	2
28.	1:27'12.886	2'46.416 (11)	45.383	27.878	1'02.756	30.399	181.113	2
29.	1:29'58.613	2'45.727 (4)	45.018	27.631	1'02.408	30.670	182.620	2
30.	1:32'44.087	2'45.474 (3)	45.117	27.300	1'02.741	30.316	176.386	2
31.	1:35'32.137	2'48.050 (32)	46.420	28.036	1'03.233	30.361	175.680	2
32.	1:38'19.720	2'47.583 (28)	45.177	27.476	1'04.451	30.479	175.680	2
33.	1:41'06.665	2'46.945 (14)	45.383	27.590	1'03.310	30.662	174.980	2
34.	1:43'52.903	2'46.238 (9)	45.403	27.463	1'03.086	30.286	176.740	2
35.	1:46'40.319	2'47.416 (25)	45.313	27.563	1'03.778	30.762	169.249	2
36.	1:49'28.122	2'47.803 (31)	45.196	27.893	1'03.203	31.511	175.680	2
37.	1:52'12.672	<b>B 2'44.550</b> (1)	44.757	26.993	1'02.393	30.407	178.537	2
38.	1:54'57.870	2'45.198 (2)	44.717	27.102	1'02.955	30.424	171.228	2
39.	1:57'44.052	2'46.182 (8)	45.105	27.339	1'03.006	30.732	176.386	2
40.	2:00'31.519	2'47.467 (26)	45.099	27.852	1'03.710	30.806	176.740	2
41.	2:03'18.839	2'47.320 (23)	45.347	28.152	1'03.245	30.576	176.386	2
42.	2:06'04.813	2'45.974 (5)	45.050	27.652	1'02.782	30.490	176.386	2
43.	2:09'04.496	2'59.683 (56)	45.649	27.546	1'08.477	38.011	174.286	2
44.	2:13'08.365	4'03.869 (61)	2'02.090	27.908	1'02.817	31.054	179.265	1
45.	2:15'57.783	2'49.418 (41)	46.213	29.077	1'03.179	30.949	178.174	1
46.	2:18'46.437	2'48.654 (39)	46.211	28.432	1'02.920	31.091	178.537	1
47.	2:21'35.000	2'48.563 (37)	46.212	27.713	1'03.393	31.245	177.814	1
48.	2:24'23.590	2'48.590 (38)	46.358	27.936	1'03.270	31.026	178.900	1
49.	2:27'12.082	2'48.492 (36)	46.057	28.119	1'03.553	30.763	176.740	1
50.	2:30'00.264	2'48.182 (33)	45.857	27.731	1'03.268	31.326	177.097	1
51.	2:32'48.578	2'48.314 (34)	45.711	28.056	1'03.622	30.925	181.488	1
52.	2:35'35.596	2'47.018 (16)	45.787	27.654	1'02.610	30.967	180.000	1
53.	2:38'22.252	2'46.656 (12)	45.777	27.676	1'02.416	30.787	178.900	1
54.	2:41'08.632	2'46.380 (10)	45.222	27.482	1'02.490	31.186	178.537	1



JP250 4時間耐久  
ロードレース

MFJ承認競技会

**FUN&RUN! 2-Wheels**



JP250 DUNLOP OFFICIAL TYRE SUPPLIER

JP250 鈴鹿4時間耐久ロードレース 決勝レース

2024 / 11 / 24 :



SUZUKA CIRCUIT

個別ラップ表

Weather :Fine

Full Course 2-Wheels(5,821m)

Track :Dry

Lap	Passing Time	Lap Time	Sec1	Sec2	Sec3	Sec4	km/h	Driver No
		2'47.157 (19)	46.369	27.495	1'02.448	30.845	183.382	1
55.	2:43'55.789	2'47.723 (30)	45.737	27.702	1'03.249	31.035	178.900	1
56.	2:46'43.512	2'47.197 (21)	45.867	27.758	1'02.703	30.869	181.113	1
57.	2:49'30.709	2'47.011 (15)	45.357	27.836	1'02.905	30.913	181.863	1
58.	2:52'17.720	2'50.005 (43)	46.758	28.806	1'03.771	30.670	179.632	1
59.	2:55'07.725	2'46.057 (6)	45.357	27.647	1'02.485	30.568	180.370	1
60.	2:57'53.782	2'46.171 (7)	45.376	27.549	1'02.485	30.761	179.632	1
61.	3:00'39.953	2'47.173 (20)	45.551	27.653	1'03.030	30.939	180.000	1
62.	3:03'27.126	2'47.102 (17)	45.209	27.754	1'02.825	31.314	183.000	1
63.	3:06'14.228	2'46.823 (13)	45.346	27.950	1'03.014	30.513	178.900	1
64.	3:09'01.051	2'47.117 (18)	45.688	27.740	1'02.484	31.205	181.113	1
65.	3:11'48.168							



JP250 4時間耐久  
ロードレース

MFJ承認競技会

FUN&RUN! 2-Wheels



JP250 DUNLOP OFFICIAL TYRE SUPPLIER

JP250 鈴鹿4時間耐久ロードレース 決勝レース

2024 / 11 / 24

SUZUKA CIRCUIT  
Full Course 2-Wheels(5,821m)

個別ラップ表

Weather :Fine  
Track :Dry

No	92	Best Time	2'46.968	125.507 km/h
Name	大林/明後	Total Time	3:13'40.722	65 Laps
Team	OMRacing+はたけやま鍼灸整骨院92	Average Lap Time	2'58.412	
Type	Honda/CBR250RR	Today's Rank	37 / 45	
		Today's Top Time	2'32.807	137.138 km/h
No	92 (Driver1)	Best Time	2'46.968	125.507 km/h
Name	大林 正章	Total Time	1:42'26.498	34 Laps
Team	OMRacing+はたけやま鍼灸整骨院92	Average Lap Time	3'00.126	
Type	Honda/CBR250RR	Today's Rank	94 / 120	
		Today's Top Time	2'29.475	140.195 km/h
No	92 (Driver2)	Best Time	2'50.040	123.239 km/h
Name	明後 邦彦	Total Time	1:31'14.224	31 Laps
Team	OMRacing+はたけやま鍼灸整骨院92	Average Lap Time	2'54.490	
Type	Honda/CBR250RR	Today's Rank	106 / 120	
		Today's Top Time	2'29.475	140.195 km/h

Lap	Passing Time	Lap Time	Sec1	Sec2	Sec3	Sec4	km/h	Driver No
			1'05.538	31.767	1'08.790	36.239	143.764	1
1.	3'22.334							1
2.	7'23.955	4'01.621 (62)	49.825	45.203	1'29.225	57.368	88.370	1
3.	11'33.397	4'09.442 (64)	1'10.102	45.736	1'29.034	44.570	140.096	1
4.	15'40.101	4'06.704 (63)	1'02.567	43.956	1'31.732	48.449	50.223	1
5.	19'08.973	3'28.872 (58)	1'07.296	44.058	1'05.482	32.036	181.113	1
6.	22'02.451	2'53.478 (46)	46.366	29.121	1'05.735	32.256	183.000	1
7.	24'54.870	2'52.419 (42)	48.098	29.191	1'04.295	30.835	177.097	1
8.	27'42.885	2'48.015 (5)	45.555	28.458	1'02.896	31.106	174.980	1
9.	30'31.844	2'48.959 (12)	45.293	28.322	1'03.748	31.596	178.174	1
10.	33'21.890	2'50.046 (21)	47.107	28.227	1'03.506	31.206	178.537	1
11.	36'11.535	2'49.645 (17)	46.363	28.242	1'03.877	31.163	178.900	1
12.	38'59.758	2'48.223 (7)	46.027	27.805	1'03.548	30.843	180.370	1
13.	41'48.650	2'48.892 (10)	45.620	28.192	1'03.240	31.840	178.174	1
14.	44'37.986	2'49.336 (14)	45.270	27.867	1'03.790	32.409	173.941	1
15.	47'24.954	<b>B 2'46.968</b> (1)	44.866	27.628	1'03.341	31.133	178.537	1
16.	50'13.543	2'48.589 (8)	45.893	27.782	1'03.586	31.328	177.814	1
17.	53'00.604	2'47.061 (3)	45.128	27.309	1'02.721	31.903	174.632	1
18.	55'47.640	2'47.036 (2)	44.897	27.786	1'03.462	30.891	170.233	1
19.	58'43.077	2'55.437 (54)	45.242	27.551	1'03.529	39.115	170.895	1
		Pit						
20.	1:02'42.583	3'59.506 (60)	1'52.633	28.295	1'05.989	32.589	169.249	2
21.	1:05'35.181	2'52.598 (43)	46.995	28.636	1'04.755	32.212	168.276	2
22.	1:08'27.497	2'52.316 (41)	46.022	28.292	1'05.560	32.442	166.364	2
23.	1:11'21.361	2'53.864 (50)	46.892	29.348	1'05.429	32.195	167.314	2





JP250 4時間耐久  
ロードレース

MFJ承認競技会

FUN&RUN! 2-Wheels



JP250 DUNLOP OFFICIAL TYRE SUPPLIER

JP250 鈴鹿4時間耐久ロードレース 決勝レース

2024 / 11 / 24 :



SUZUKA CIRCUIT

個別ラップ表

Weather :Fine

Full Course 2-Wheels(5,821m)

Track :Dry

Lap	Passing Time	Lap Time	Sec1	Sec2	Sec3	Sec4	km/h	Driver No
24.	1:14'14.971	2'53.610 (47)	46.642	29.083	1'05.555	32.330	165.736	2
25.	1:17'08.416	2'53.445 (45)	47.442	28.711	1'05.322	31.970	169.249	2
26.	1:20'03.685	2'55.269 (53)	45.785	28.648	1'06.218	34.618	168.276	2
27.	1:22'54.544	2'50.859 (27)	46.283	28.081	1'04.387	32.108	170.563	2
28.	1:25'46.276	2'51.732 (36)	45.792	28.259	1'05.671	32.010	170.233	2
29.	1:28'37.209	2'50.933 (28)	46.046	28.123	1'04.798	31.966	170.563	2
30.	1:31'28.276	2'51.067 (29)	45.968	28.201	1'04.806	32.092	170.233	2
31.	1:34'19.685	2'51.409 (32)	46.002	28.053	1'05.225	32.129	168.276	2
32.	1:37'13.546	2'53.861 (49)	46.830	28.748	1'05.582	32.701	169.249	2
33.	1:40'05.167	2'51.621 (34)	45.973	28.050	1'05.308	32.290	171.898	2
34.	1:42'55.412	2'50.245 (23)	45.685	28.158	1'04.694	31.708	172.913	2
35.	1:45'46.716	2'51.304 (31)	46.049	28.304	1'04.713	32.238	167.954	2
36.	1:48'37.908	2'51.192 (30)	45.876	28.245	1'04.798	32.273	166.996	2
37.	1:51'37.845	Pit 2'59.937 (57)	46.898	28.447	1'05.855	38.737	164.187	2
38.	1:55'37.458	3'59.613 (61)	1'54.661	29.935	1'03.734	31.283	174.980	1
39.	1:58'27.078	2'49.620 (16)	45.629	27.961	1'04.156	31.874	178.174	1
40.	2:01'15.696	2'48.618 (9)	45.369	28.396	1'03.447	31.406	180.370	1
41.	2:04'05.291	2'49.595 (15)	45.253	28.203	1'03.935	32.204	168.923	1
42.	2:06'57.178	2'51.887 (38)	46.060	28.497	1'04.802	32.528	170.563	1
43.	2:09'47.396	2'50.218 (22)	46.252	28.649	1'04.500	30.817	171.898	1
44.	2:12'35.512	2'48.116 (6)	44.774	28.291	1'03.558	31.493	174.980	1
45.	2:15'24.847	2'49.335 (13)	45.362	27.893	1'03.760	32.320	172.913	1
46.	2:18'14.601	2'49.754 (18)	45.282	28.914	1'04.147	31.411	173.941	1
47.	2:21'04.425	2'49.824 (19)	46.194	28.148	1'04.024	31.458	173.597	1
48.	2:23'54.972	2'50.547 (25)	45.925	28.714	1'04.855	31.053	170.233	1
49.	2:26'43.865	2'48.893 (11)	45.417	27.733	1'04.126	31.617	171.898	1
50.	2:29'34.352	2'50.487 (24)	45.921	27.797	1'03.671	33.098	171.898	1
51.	2:32'21.784	2'47.432 (4)	45.537	27.671	1'03.397	30.827	173.941	1
52.	2:35'21.266	Pit 2'59.482 (56)	45.574	27.782	1'04.301	41.825	162.667	1
53.	2:39'07.204	3'45.938 (59)	1'39.152	28.711	1'05.576	32.499	164.803	2
54.	2:41'59.827	2'52.623 (44)	46.092	28.224	1'05.846	32.461	167.314	2



JP250 4時間耐久  
ロードレース

MFJ承認競技会

**FUN&RUN! 2-Wheels**



JP250 DUNLOP OFFICIAL TYRE SUPPLIER

JP250 鈴鹿4時間耐久ロードレース 決勝レース

2024 / 11 / 24 :



SUZUKA CIRCUIT

個別ラップ表

Weather :Fine

Full Course 2-Wheels(5,821m)

Track :Dry

Lap	Passing Time	Lap Time	Sec1	Sec2	Sec3	Sec4	km/h	Driver No
55.	2:44'51.509	2'51.682 (35)	45.661	28.209	1'05.685	32.127	166.679	2
56.	2:47'43.672	2'52.163 (40)	46.369	28.325	1'05.398	32.071	166.364	2
57.	2:50'38.689	2'55.017 (52)	46.443	28.668	1'06.416	33.490	164.494	2
58.	2:53'30.505	2'51.816 (37)	46.192	28.327	1'05.119	32.178	164.187	2
59.	2:56'22.662	2'52.157 (39)	46.291	28.055	1'05.605	32.206	165.424	2
60.	2:59'16.453	2'53.791 (48)	46.814	28.356	1'05.273	33.348	166.679	2
61.	3:02'14.291	2'57.838 (55)	49.252	29.801	1'06.199	32.586	169.249	2
62.	3:05'08.421	2'54.130 (51)	46.497	29.524	1'05.937	32.172	168.599	2
63.	3:08'00.032	2'51.611 (33)	47.162	28.060	1'04.590	31.799	166.679	2
64.	3:10'50.072	2'50.040 (20)	46.181	28.033	1'04.123	31.703	166.364	2
65.	3:13'40.722	2'50.650 (26)	45.764	27.922	1'04.455	32.509	165.424	2



JP250 4時間耐久  
ロードレース

MFJ承認競技会

FUN&RUN! 2-Wheels



JP250 DUNLOP OFFICIAL TYRE SUPPLIER

JP250 鈴鹿4時間耐久ロードレース 決勝レース

2024 / 11 / 24 :



SUZUKA CIRCUIT

個別ラップ表

Weather :Fine

Full Course 2-Wheels(5,821m)

Track :Dry

No	93	Best Time	2'48.137	124.634 km/h
Name	大村/大塚	Total Time	3:12'43.000	64 Laps
Team	九州組CBRと風になる&k.sRT&RSC	Average Lap Time	3'00.277	
Type	Honda/CBR250RR	Today's Rank	40 / 45	
		Today's Top Time	2'32.807	137.138 km/h
No	93 (Driver1)	Best Time	2'48.137	124.634 km/h
Name	大村 孝則	Total Time	1:49'21.275	36 Laps
Team	九州組CBRと風になる&k.sRT&RSC	Average Lap Time	3'01.592	
Type	Honda/CBR250RR	Today's Rank	98 / 120	
		Today's Top Time	2'29.475	140.195 km/h
No	93 (Driver2)	Best Time	2'49.652	123.521 km/h
Name	大塚 義信	Total Time	1:23'21.725	28 Laps
Team	九州組CBRと風になる&k.sRT&RSC	Average Lap Time	2'56.100	
Type	Honda/CBR250RR	Today's Rank	104 / 120	
		Today's Top Time	2'29.475	140.195 km/h
No	93 (Driver3)	Best Time		km/h
Name	伊東 潤	Total Time		Laps
Team	九州組CBRと風になる&k.sRT&RSC	Average Lap Time		
Type	Honda/CBR250RR	Today's Rank		
		Today's Top Time	2'29.475	140.195 km/h

Lap	Passing Time	Lap Time	Sec1	Sec2	Sec3	Sec4	km/h	Driver No
			1'07.146	32.463	1'09.627	36.311	156.857	1
1.	3'25.547							
2.	7'28.194	4'02.647 (58)	49.017	45.905	1'29.939	57.786	137.465	1
3.	11'37.375	4'09.181 (61)	1'09.186	46.642	1'30.355	42.998	146.890	1
4.	15'44.535	4'07.160 (60)	1'01.440	45.179	1'30.270	50.271	47.175	1
5.	19'13.741	3'29.206 (57)	1'05.862	44.085	1'06.705	32.554	176.386	1
6.	22'07.709	2'53.968 (45)	47.546	29.457	1'05.142	31.823	176.032	1
7.	24'58.806	2'51.097 (28)	47.183	29.089	1'03.399	31.426	179.265	1
8.	27'49.621	2'50.815 (27)	46.876	28.616	1'03.967	31.356	174.632	1
9.	30'40.280	2'50.659 (25)	47.185	29.014	1'03.416	31.044	177.814	1
10.	33'30.473	2'50.193 (18)	47.084	28.657	1'03.441	31.011	177.814	1
11.	36'21.264	2'50.791 (26)	46.928	28.762	1'03.742	31.359	177.814	1
12.	39'10.685	2'49.421 (10)	46.463	28.661	1'03.378	30.919	176.740	1
13.	42'00.868	2'50.183 (17)	46.551	28.903	1'03.678	31.051	177.455	1
14.	44'51.169	2'50.301 (20)	46.657	28.700	1'03.655	31.289	176.386	1
15.	47'40.683	2'49.514 (11)	46.606	28.497	1'03.503	30.908	178.174	1
16.	50'29.497	2'48.814 (3)	46.128	28.340	1'03.413	30.933	177.455	1
17.	53'19.764	2'50.267 (19)	46.461	28.849	1'03.612	31.345	178.537	1
18.	56'20.487	3'00.723 (55)	46.432	28.866	1'04.236	41.189	167.314	1
19.	1:00'27.505	4'07.018 (59)	1'59.761	29.512	1'05.097	32.648	176.386	2
20.	1:03'21.906	2'54.401 (49)	47.890	29.134	1'04.529	32.848	177.455	2



JP250 4時間耐久  
ロードレース

MFJ承認競技会

FUN&RUN! 2-Wheels



JP250 DUNLOP OFFICIAL TYRE SUPPLIER

JP250 鈴鹿4時間耐久ロードレース 決勝レース

2024 / 11 / 24 :



SUZUKA CIRCUIT

個別ラップ表

Weather :Fine

Full Course 2-Wheels(5,821m)

Track :Dry

Lap	Passing Time	Lap Time	Sec1	Sec2	Sec3	Sec4	km/h	Driver No
21.	1:06'15.938	2'54.032 (47)	47.326	29.520	1'04.391	32.795	179.265	2
22.	1:09'08.476	2'52.538 (38)	47.147	28.987	1'04.047	32.357	175.680	2
23.	1:12'01.572	2'53.096 (41)	46.708	29.727	1'04.186	32.475	176.740	2
24.	1:14'53.758	2'52.186 (36)	47.267	29.067	1'03.572	32.280	178.900	2
25.	1:17'45.216	2'51.458 (30)	46.858	28.733	1'03.705	32.162	179.632	2
26.	1:20'37.306	2'52.090 (34)	46.751	28.975	1'04.038	32.326	174.980	2
27.	1:23'29.949	2'52.643 (39)	46.969	28.771	1'04.518	32.385	178.537	2
28.	1:26'21.973	2'52.024 (33)	46.423	29.121	1'04.381	32.099	178.174	2
29.	1:29'17.206	2'55.233 (51)	47.530	29.707	1'05.845	32.151	178.900	2
30.	1:32'07.522	2'50.316 (21)	46.245	28.974	1'03.520	31.577	180.370	2
31.	1:34'59.700	2'52.178 (35)	46.062	29.098	1'04.401	32.617	178.537	2
32.	1:37'51.208	2'51.508 (31)	46.064	29.683	1'04.242	31.519	181.863	2
33.	1:40'41.024	2'49.816 (16)	46.266	28.460	1'03.160	31.930	181.113	2
34.	1:43'33.668	2'52.644 (40)	46.386	30.077	1'03.959	32.222	181.113	2
35.	1:46'23.320	2'49.652 (13)	45.939	28.454	1'03.900	31.359	180.370	2
36.	1:49'23.707	Pit 3'00.387 (54)	46.301	28.887	1'04.536	40.663	180.000	2
37.	1:54'06.528	4'42.821 (63)	2'37.711	29.369	1'04.154	31.587	175.329	1
38.	1:56'56.263	2'49.735 (15)	46.250	28.944	1'03.530	31.011	175.329	1
39.	1:59'48.486	2'52.223 (37)	46.799	28.833	1'04.293	32.298	168.599	1
40.	2:02'37.659	2'49.173 (7)	46.609	28.668	1'02.982	30.914	179.265	1
41.	2:05'27.236	2'49.577 (12)	45.831	28.298	1'03.436	32.012	176.032	1
42.	2:08'17.704	2'50.468 (22)	46.634	28.353	1'03.318	32.163	176.032	1
43.	2:11'08.293	2'50.589 (24)	45.760	28.824	1'02.833	33.172	177.097	1
44.	2:13'57.639	2'49.346 (9)	46.581	28.623	1'03.181	30.961	175.680	1
45.	2:16'46.766	2'49.127 (6)	46.222	28.651	1'03.095	31.159	176.386	1
46.	2:19'36.420	2'49.654 (14)	45.918	28.691	1'03.712	31.333	177.455	1
47.	2:22'24.935	2'48.515 (2)	46.064	28.617	1'03.071	30.763	175.329	1
48.	2:25'14.197	2'49.262 (8)	46.323	28.584	1'03.403	30.952	176.032	1
49.	2:28'03.065	2'48.868 (4)	46.099	28.529	1'03.250	30.990	178.537	1
50.	2:30'53.583	2'50.518 (23)	46.533	28.663	1'03.742	31.580	171.228	1
51.	2:33'41.720	<b>B 2'48.137</b> (1)	46.560	28.203	1'02.789	30.585	179.632	1



JP250 4時間耐久  
ロードレース

MFJ承認競技会

**FUN&RUN! 2-Wheels**



JP250 DUNLOP OFFICIAL TYRE SUPPLIER

JP250 鈴鹿4時間耐久ロードレース 決勝レース

2024 / 11 / 24 :



SUZUKA CIRCUIT

個別ラップ表

Weather :Fine

Full Course 2-Wheels(5,821m)

Track :Dry

Lap	Passing Time	Lap Time	Sec1	Sec2	Sec3	Sec4	km/h	Driver No
		2'48.893 (5)	46.144	28.464	1'03.466	30.819	179.265	1
52.	2:36'30.613	2'51.895 (32)	46.495	29.105	1'04.885	31.410	178.174	1
53.	2:39'22.508	3'01.987 (56)	47.840	28.918	1'05.297	39.932	167.954	1
54.	2:42'24.495 Pit	4'11.243 (62)	2'04.297	29.821	1'04.662	32.463	178.537	2
55.	2:46'35.738	2'51.440 (29)	46.396	29.092	1'03.920	32.032	178.900	2
56.	2:49'27.178	2'53.612 (44)	46.846	29.862	1'04.551	32.353	182.241	2
57.	2:52'20.790	2'53.320 (42)	46.745	29.809	1'04.709	32.057	180.370	2
58.	2:55'14.110	2'53.519 (43)	47.306	29.697	1'04.987	31.529	179.265	2
59.	2:58'07.629	2'54.925 (50)	47.561	29.605	1'05.311	32.448	180.741	2
60.	3:01'02.554	2'54.178 (48)	47.513	29.069	1'05.145	32.451	176.386	2
61.	3:03'56.732	2'53.995 (46)	47.602	29.598	1'04.910	31.885	181.113	2
62.	3:06'50.727	2'56.197 (53)	47.665	31.046	1'04.982	32.504	178.174	2
63.	3:09'46.924	2'56.076 (52)	47.891	29.874	1'05.139	33.172	178.900	2
64.	3:12'43.000							



JP250 4時間耐久  
ロードレース

MFJ承認競技会

**FUN&RUN! 2-Wheels**



JP250 DUNLOP OFFICIAL TYRE SUPPLIER

JP250 鈴鹿4時間耐久ロードレース 決勝レース

2024 / 11 / 24 :



SUZUKA CIRCUIT

個別ラップ表

Weather :Fine

Full Course 2-Wheels(5,821m)

Track :Dry

No	94	Best Time	2'37.771	132.823 km/h
Name	田原/桑山	Total Time	3:12'30.414	59 Laps
Team	GOING with MADDEST	Average Lap Time	3'15.939	
Type	Honda/CBR250RR	Today's Rank	10 / 45	
		Today's Top Time	2'32.807	137.138 km/h
No	94 (Driver1)	Best Time	2'37.771	132.823 km/h
Name	田原 雅仁	Total Time	1:20'46.810	28 Laps
Team	GOING with MADDEST	Average Lap Time	2'51.192	
Type	Honda/CBR250RR	Today's Rank	34 / 120	
		Today's Top Time	2'29.475	140.195 km/h
No	94 (Driver2)	Best Time	2'42.046	129.319 km/h
Name	桑山 絵美	Total Time	1:51'43.604	31 Laps
Team	GOING with MADDEST	Average Lap Time	3'37.255	
Type	Honda/CBR250RR	Today's Rank	60 / 120	
		Today's Top Time	2'29.475	140.195 km/h
No	94 (Driver3)	Best Time		km/h
Name	橋本 久志	Total Time		Laps
Team	GOING with MADDEST	Average Lap Time		
Type	Honda/CBR250RR	Today's Rank		
		Today's Top Time	2'29.475	140.195 km/h

Lap	Passing Time	Lap Time	Sec1	Sec2	Sec3	Sec4	km/h	Driver No
			57.360	29.128	1'03.413	36.037	163.881	2
1.	3'05.938							
		4'06.733 (55)	50.735	51.406	1'31.356	53.236	53.626	2
2.	7'12.671							
		4'09.813 (56)	1'13.606	42.607	1'26.617	46.983	120.992	2
3.	11'22.484							
		4'06.010 (54)	1'04.997	44.136	1'30.684	46.193	65.357	2
4.	15'28.494							
		3'29.138 (51)	1'09.926	44.305	1'03.700	31.207	188.094	2
5.	18'57.632							
		2'47.982 (45)	45.143	28.519	1'03.267	31.053	187.692	2
6.	21'45.614							
		2'46.977 (42)	45.103	27.764	1'03.074	31.036	189.719	2
7.	24'32.591							
		2'44.579 (34)	44.431	27.403	1'01.954	30.791	190.130	2
8.	27'17.170							
		2'47.273 (43)	45.707	28.119	1'02.420	31.027	185.708	2
9.	30'04.443							
		2'43.819 (33)	44.614	26.899	1'01.601	30.705	186.894	2
10.	32'48.262							
		2'43.787 (32)	44.228	26.977	1'01.852	30.730	183.766	2
11.	35'32.049							
		2'42.046 (25)	43.453	26.598	1'01.409	30.586	186.497	2
12.	38'14.095							
		2'42.730 (28)	43.978	26.968	1'01.354	30.430	186.894	2
13.	40'56.825							
		2'46.161 (38)	46.151	27.063	1'02.129	30.818	187.292	2
14.	43'42.986							
		2'43.086 (29)	44.073	26.723	1'01.633	30.657	186.102	2
15.	46'26.072							
		2'43.113 (30)	43.958	26.821	1'01.335	30.999	188.094	2
16.	49'09.185							
		2'46.815 (41)	45.119	29.023	1'02.141	30.532	185.708	2
17.	51'56.000							
		2'43.409 (31)	44.052	26.839	1'02.153	30.365	183.382	2
18.	54'39.409							
		2'42.673 (27)	44.211	26.962	1'01.320	30.180	187.292	2
19.	57'22.082							
		2'59.087 (49)	44.446	27.043	1'04.504	43.094	170.895	2
20.	1:00'21.169	Pit						



JP250 4時間耐久  
ロードレース

MFJ承認競技会

FUN&RUN! 2-Wheels



JP250 DUNLOP OFFICIAL TYRE SUPPLIER

JP250 鈴鹿4時間耐久ロードレース 決勝レース

2024 / 11 / 24 :



SUZUKA CIRCUIT

個別ラップ表

Weather :Fine

Full Course 2-Wheels(5,821m)

Track :Dry

Lap	Passing Time	Lap Time	Sec1	Sec2	Sec3	Sec4	km/h	Driver No
		3'44.606 (52)	1'46.611	26.518	1'01.425	30.052	186.497	1
21.	1:04'05.775	2'40.129 (10)	43.803	26.286	1'00.520	29.520	184.538	1
22.	1:06'45.904	2'40.283 (12)	43.760	26.480	1'00.601	29.442	184.926	1
23.	1:09'26.187	2'40.678 (16)	43.488	26.268	1'00.716	30.206	184.538	1
24.	1:12'06.865	2'39.092 (7)	43.086	26.050	1'00.383	29.573	186.497	1
25.	1:14'45.957	2'38.336 (4)	43.364	26.018	59.891	29.063	186.497	1
26.	1:17'24.293	<b>B 2'37.771</b> (1)	43.087	25.774	59.326	29.584	191.373	1
27.	1:20'02.064	2'37.962 (3)	43.498	25.642	59.634	29.188	187.292	1
28.	1:22'40.026	2'42.636 (26)	44.004	26.395	1'00.165	32.072	186.894	1
29.	1:25'22.662	2'38.578 (6)	43.292	25.988	1'00.162	29.136	186.497	1
30.	1:28'01.240	2'38.518 (5)	43.044	25.878	1'00.350	29.246	188.094	1
31.	1:30'39.758	2'37.918 (2)	42.998	26.116	59.844	28.960	186.894	1
32.	1:33'17.676	6'29.915 (57)	43.278	26.618	4'36.317	43.702	160.292	1
33.	1:39'47.591	Pit						
34.	2:03'00.479	23'12.888 (58)	21'05.021	28.827	1'07.301	31.739	184.151	2
35.	2:05'50.523	2'50.044 (48)	45.826	27.796	1'03.810	32.612	181.488	2
36.	2:08'38.592	2'48.069 (46)	45.556	27.948	1'03.210	31.355	184.151	2
37.	2:11'27.158	2'48.566 (47)	45.685	28.386	1'02.938	31.557	183.766	2
38.	2:14'14.586	2'47.428 (44)	45.285	27.751	1'03.258	31.134	184.538	2
39.	2:17'01.190	2'46.604 (39)	44.909	27.690	1'03.228	30.777	185.316	2
40.	2:19'47.982	2'46.792 (40)	46.328	27.253	1'02.341	30.870	185.708	2
41.	2:22'33.590	2'45.608 (37)	44.718	27.610	1'02.394	30.886	182.620	2
42.	2:25'19.058	2'45.468 (36)	44.912	27.672	1'02.143	30.741	184.926	2
43.	2:28'04.227	2'45.169 (35)	44.681	27.353	1'02.110	31.025	187.692	2
44.	2:31'10.026	Pit						
45.	2:34'57.980	3'05.799 (50)	45.664	28.854	1'04.320	46.961	157.138	2
46.	2:37'38.838	3'47.954 (53)	1'50.287	26.744	1'01.051	29.872	186.894	1
47.	2:40'20.678	2'40.858 (19)	43.853	26.629	1'00.867	29.509	185.316	1
48.	2:43'00.968	2'41.840 (22)	43.940	27.321	1'01.052	29.527	185.708	1
49.	2:45'41.629	2'40.290 (13)	43.727	26.401	1'00.188	29.974	187.692	1
50.	2:48'23.287	2'40.661 (15)	44.148	26.441	1'00.750	29.322	185.316	1
51.	2:51'03.399	2'41.658 (21)	44.020	26.876	1'01.405	29.357	186.102	1
		2'40.112 (9)	43.841	26.260	1'00.372	29.639	188.903	1



JP250 4時間耐久  
ロードレース

MFJ承認競技会

**FUN&RUN! 2-Wheels**



JP250 DUNLOP OFFICIAL TYRE SUPPLIER

JP250 鈴鹿4時間耐久ロードレース 決勝レース

2024 / 11 / 24 :



SUZUKA CIRCUIT

個別ラップ表

Weather :Fine

Full Course 2-Wheels(5,821m)

Track :Dry

Lap	Passing Time	Lap Time	Sec1	Sec2	Sec3	Sec4	km/h	Driver No
52.	2:53'43.850	2'40.451 (14)	43.849	26.410	1'00.733	29.459	186.102	1
53.	2:56'24.824	2'40.974 (20)	43.783	26.164	1'01.530	29.497	184.926	1
54.	2:59'05.012	2'40.188 (11)	43.780	26.704	1'00.279	29.425	187.292	1
55.	3:01'45.106	2'40.094 (8)	43.806	26.547	1'00.529	29.212	186.894	1
56.	3:04'25.929	2'40.823 (18)	43.893	26.350	1'00.602	29.978	188.903	1
57.	3:07'06.607	2'40.678 (16)	43.942	26.198	1'01.301	29.237	185.708	1
58.	3:09'48.538	2'41.931 (24)	43.931	26.738	1'01.657	29.605	186.497	1
59.	3:12'30.414	2'41.876 (23)	45.185	26.554	1'00.454	29.683	186.894	1





JP250 4時間耐久  
ロードレース

MFJ承認競技会

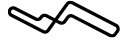
**FUN&RUN! 2-Wheels**



JP250 DUNLOP OFFICIAL TYRE SUPPLIER

JP250 鈴鹿4時間耐久ロードレース 決勝レース

2024 / 11 / 24 :



SUZUKA CIRCUIT

個別ラップ表

Weather :Fine

Full Course 2-Wheels(5,821m)

Track :Dry

No	95	Best Time	2'37.203	133.303 km/h
Name	福井/小林	Total Time	3:12'54.636	20 Laps
Team	YTR	Average Lap Time	3'22.523	
Type	Honda/CBR250RR	Today's Rank	8 / 45	
		Today's Top Time	2'32.807	137.138 km/h

No	95 (Driver1)	Best Time		km/h
Name	福井 宏至	Total Time		Laps
Team	YTR	Average Lap Time		
Type	Honda/CBR250RR	Today's Rank		
		Today's Top Time	2'29.475	140.195 km/h

No	95 (Driver2)	Best Time	2'37.203	133.303 km/h
Name	小林 誠	Total Time	3:12'54.636	20 Laps
Team	YTR	Average Lap Time	3'22.523	
Type	Honda/CBR250RR	Today's Rank	31 / 120	
		Today's Top Time	2'29.475	140.195 km/h

Lap	Passing Time	Lap Time	Sec1	Sec2	Sec3	Sec4	km/h	Driver No
			51.505	27.714	1'01.569	41.217	180.000	2
1.	2:08'46.682							
2.	2:11'30.306	2'43.624 (17)	46.435	26.573	1'01.065	29.551	183.382	2
3.	2:14'16.101	2'45.795 (18)	43.076	26.746	1'00.218	35.755	181.113	2
		Pit						
4.	2:30'37.844	16'21.743 (19)	14'23.211	28.151	1'00.791	29.590	184.538	2
5.	2:33'17.210	2'39.366 (14)	43.288	26.428	1'00.310	29.340	181.863	2
6.	2:35'55.474	2'38.264 (8)	43.139	26.251	59.631	29.243	183.766	2
7.	2:38'33.599	2'38.125 (7)	42.912	26.135	59.823	29.255	185.708	2
8.	2:41'11.044	2'37.445 (2)	42.815	26.211	59.647	28.772	184.926	2
9.	2:43'49.968	2'38.924 (12)	44.144	26.292	59.678	28.810	186.497	2
10.	2:46'28.622	2'38.654 (10)	42.704	26.165	1'00.181	29.604	186.102	2
11.	2:49'08.343	2'39.721 (15)	43.751	26.181	59.772	30.017	186.102	2
12.	2:51'46.317	2'37.974 (5)	42.461	26.628	59.712	29.173	185.708	2
13.	2:54'24.271	2'37.954 (4)	42.611	26.173	59.606	29.564	184.926	2
14.	2:57'03.436	2'39.165 (13)	43.482	26.506	1'00.099	29.078	186.102	2
15.	2:59'41.505	2'38.069 (6)	43.362	26.445	59.236	29.026	190.957	2
16.	3:02'18.708	<b>B 2'37.203</b> (1)	42.646	25.975	59.500	29.082	186.497	2
17.	3:04'59.509	2'40.801 (16)	42.786	28.356	1'00.043	29.616	185.708	2
18.	3:07'38.040	2'38.531 (9)	43.327	26.469	59.912	28.823	184.926	2
19.	3:10'15.829	2'37.789 (3)	42.746	26.215	59.941	28.887	184.538	2
20.	3:12'54.636	2'38.807 (11)	42.640	26.369	59.523	30.275	193.480	2