



MFJ承認競技会  
**FUN&RUN! 2-Wheels**



2024 FUN&RUN 2-Wheels (鈴鹿サーキット東コース)

**NEO STANDARD Ninja/YZF 決勝 レース**

2024 / 3 / 16 :

 SUZUKA CIRCUIT  
East Course(2,243m)

個別ラップ表

Weather :Fine  
Track :Dry

No	7	Best Time	1'04.425	125.336 km/h
Name	向井	Total Time	25'48.138	23 Laps
Team	StreetROCKETオートサービスマカイ	Average Lap Time	1'07.273	
Type	Kawasaki/Ninja250	Today's Rank	10 / 14	
		Today's Top Time	1'02.242	129.732 km/h

No	7 (Driver1)	Best Time	km/h
Name	向井 丈人	Total Time	Laps
Team	StreetROCKETオートサービスマカイ	Average Lap Time	
Type	Kawasaki/Ninja250	Today's Rank	
		Today's Top Time	km/h

Lap	Passing Time	Lap Time	Sec1	Sec2	Sec3	km/h
			48.574	19.553		
1.	1'08.127					
2.	2'13.574	1'05.447 (11)	46.239	19.208		
3.	3'19.684	1'06.110 (18)	46.363	19.747		
4.	4'25.867	1'06.183 (19)	46.819	19.364		
5.	5'30.877	1'05.010 (6)	45.798	19.212		
6.	6'35.857	1'04.980 (5)	45.898	19.082		
7.	7'40.800	1'04.943 (4)	45.849	19.094		
8.	8'45.943	1'05.143 (7)	45.893	19.250		
9.	9'50.649	1'04.706 (3)	45.835	18.871		
10.	10'55.328	1'04.679 (2)	45.844	18.835		
11.	12'01.119	1'05.791 (16)	46.300	19.491		
12.	13'06.908	1'05.789 (15)	46.595	19.194		
13.	14'12.344	1'05.436 (10)	46.031	19.405		
14.	15'18.109	1'05.765 (14)	46.393	19.372		
15.	16'29.533	1'11.424 (21)	46.545	24.879		
16.	18'09.620	1'40.087 (22)	1'20.737	19.350		
17.	19'15.425	1'05.805 (17)	46.592	19.213		
18.	20'21.013	1'05.588 (12)	46.407	19.181		
19.	21'26.700	1'05.687 (13)	46.478	19.209		
20.	22'32.124	1'05.424 (9)	46.046	19.378		
21.	23'37.461	1'05.337 (8)	46.059	19.278		
22.	24'41.886	<b>B 1'04.425</b> (1)	45.499	18.926		
23.	25'48.138	1'06.252 (20)	46.903	19.349		



MFJ承認競技会  
**FUN&RUN! 2-Wheels**



2024 FUN&RUN 2-Wheels (鈴鹿サーキット東コース)

**NEO STANDARD Ninja/YZF 決勝 レース**

2024 / 3 / 16 :

 SUZUKA CIRCUIT  
East Course(2,243m)

個別ラップ表

Weather :Fine  
Track :Dry

No	<b>10</b>	Best Time	<b>1'03.447</b>	<b>127.268</b> km/h
Name	志村	Total Time	<b>26'28.767</b>	<b>24</b> Laps
Team	トリックスタークラブ	Average Lap Time	<b>1'06.245</b>	
Type	Kawasaki/Ninja250	Today's Rank	<b>4 / 14</b>	
		Today's Top Time	<b>1'02.242</b>	<b>129.732</b> km/h

No	<b>10 (Driver1)</b>	Best Time		km/h
Name	志村 誠	Total Time		Laps
Team	トリックスタークラブ	Average Lap Time		
Type	Kawasaki/Ninja250	Today's Rank		
		Today's Top Time		km/h

Lap	Passing Time	Lap Time	Sec1	Sec2	Sec3	km/h
1.	1'05.125		46.530	18.595		
2.	2'09.095	1'03.970 (4)	44.908	19.062		
3.	3'12.917	1'03.822 (3)	45.016	18.806		
4.	4'17.319	1'04.402 (12)	45.797	18.605		
5.	5'20.766	<b>B 1'03.447</b> (1)	44.744	18.703		
6.	6'24.551	1'03.785 (2)	45.153	18.632		
7.	7'28.633	1'04.082 (5)	45.035	19.047		
8.	8'33.344	1'04.711 (16)	45.545	19.166		
9.	9'37.723	1'04.379 (10)	45.492	18.887		
10.	10'42.388	1'04.665 (15)	45.731	18.934		
11.	11'47.438	1'05.050 (21)	45.973	19.077		
12.	12'52.459	1'05.021 (20)	45.898	19.123		
13.	13'57.323	1'04.864 (17)	45.947	18.917		
14.	15'01.871	1'04.548 (13)	45.702	18.846		
15.	16'06.823	1'04.952 (18)	45.938	19.014		
16.	17'11.432	1'04.609 (14)	45.638	18.971		
17.	18'15.735	1'04.303 (9)	45.420	18.883		
18.	19'20.011	1'04.276 (8)	45.256	19.020		
19.	20'31.521	1'11.510 (22)	46.194	25.316		
20.	22'11.009	Pit 1'39.488 (23)	1'20.549	18.939		
21.	23'15.392	1'04.383 (11)	45.442	18.941		
22.	24'19.635	1'04.243 (7)	45.361	18.882		
23.	25'23.772	1'04.137 (6)	45.178	18.959		
24.	26'28.767	1'04.995 (19)	46.078	18.917		




MFJ承認競技会  
**FUN&RUN! 2-Wheels**



2024 FUN&RUN 2-Wheels (鈴鹿サーキット東コース)

**NEO STANDARD Ninja/YZF 決勝 レース**

2024 / 3 / 16 :

 SUZUKA CIRCUIT  
East Course(2,243m)

個別ラップ表

Weather :Fine  
Track :Dry

No	11	Best Time	1'03.899	126.368 km/h
Name	木下	Total Time	26'21.248	23 Laps
Team	FASTER-Racing	Average Lap Time	1'08.711	
Type	Kawasaki/Ninja250	Today's Rank	7 / 14	
		Today's Top Time	1'02.242	129.732 km/h

No	11 (Driver1)	Best Time	km/h
Name	木下 優真	Total Time	Laps
Team	FASTER-Racing	Average Lap Time	
Type	Kawasaki/Ninja250	Today's Rank	
		Today's Top Time	km/h

Lap	Passing Time	Lap Time	Sec1	Sec2	Sec3	km/h
1.	1'09.595		50.334	19.261		
2.	2'14.093	1'04.498 (9)	45.649	18.849		
3.	3'19.316	1'05.223 (19)	45.846	19.377		
4.	4'24.654	1'05.338 (20)	46.518	18.820		
5.	5'29.406	1'04.752 (13)	45.713	19.039		
6.	6'34.520	1'05.114 (17)	46.074	19.040		
7.	7'39.296	1'04.776 (14)	45.916	18.860		
8.	8'43.733	1'04.437 (6)	45.543	18.894		
9.	9'48.850	1'05.117 (18)	46.066	19.051		
10.	10'53.711	1'04.861 (15)	45.843	19.018		
11.	11'58.060	1'04.349 (5)	45.526	18.823		
12.	13'02.538	1'04.478 (8)	45.606	18.872		
13.	14'07.057	1'04.519 (10)	45.683	18.836		
14.	15'12.085	1'05.028 (16)	45.623	19.405		
15.	16'16.042	1'03.957 (2)	45.147	18.810		
16.	17'20.705	1'04.663 (11)	45.746	18.917		
17.	18'36.125	1'15.420 (21)	46.178	29.242		
		Pit				
18.	20'59.994	2'23.869 (22)	2'04.981	18.888		
19.	22'04.714	1'04.720 (12)	45.934	18.786		
20.	23'08.613	<b>B 1'03.899</b> (1)	45.237	18.662		
21.	24'13.054	1'04.441 (7)	45.666	18.775		
22.	25'17.205	1'04.151 (4)	45.398	18.753		
23.	26'21.248	1'04.043 (3)	45.419	18.624		




MFJ承認競技会  
**FUN&RUN! 2-Wheels**



2024 FUN&RUN 2-Wheels (鈴鹿サーキット東コース)

**NEO STANDARD Ninja/YZF 決勝 レース**

2024 / 3 / 16 :

 SUZUKA CIRCUIT  
East Course(2,243m)

個別ラップ表

Weather :Fine  
Track :Dry

No	17	Best Time	1'02.365	129.476 km/h
Name	細川/本田	Total Time	26'06.452	24 Laps
Team	ハタレシング'ト'S組 しゃぼん玉138	Average Lap Time	1'05.291	
Type	Kawasaki/Ninja250	Today's Rank	2 / 14	
		Today's Top Time	1'02.242	129.732 km/h

No	17 (Driver1)	Best Time		km/h
Name	細川 和彦	Total Time		Laps
Team	ハタレシング'ト'S組 しゃぼん玉138	Average Lap Time		
Type	Kawasaki/Ninja250	Today's Rank		
		Today's Top Time		km/h

No	17 (Driver2)	Best Time		km/h
Name	本田 知英	Total Time		Laps
Team	ハタレシング'ト'S組 しゃぼん玉138	Average Lap Time		
Type	Kawasaki/Ninja250	Today's Rank		
		Today's Top Time		km/h

Lap	Passing Time	Lap Time	Sec1	Sec2	Sec3	km/h	Driver No
			46.024	18.735			0
1.	1'04.759						0
2.	2'07.967	1'03.208 (8)	44.912	18.296			0
3.	3'10.895	1'02.928 (6)	44.429	18.499			0
4.	4'13.371	1'02.476 (3)	44.417	18.059			0
5.	5'15.788	1'02.417 (2)	43.775	18.642			0
6.	6'18.679	1'02.891 (5)	44.517	18.374			0
7.	7'21.657	1'02.978 (7)	44.551	18.427			0
8.	8'24.367	1'02.710 (4)	44.384	18.326			0
9.	9'26.732	<b>B 1'02.365</b> (1)	43.956	18.409			0
10.	10'30.556	1'03.824 (13)	45.371	18.453			0
11.	11'34.199	1'03.643 (11)	44.859	18.784			0
12.	12'38.292	1'04.093 (14)	45.443	18.650			0
13.	13'46.757	Pit 1'08.465 (22)	44.910	23.555			0
14.	15'22.601	1'35.844 (23)	1'16.579	19.265			0
15.	16'27.656	1'05.055 (20)	45.938	19.117			0
16.	17'32.384	1'04.728 (19)	45.807	18.921			0
17.	18'36.684	1'04.300 (15)	45.504	18.796			0
18.	19'42.598	1'05.914 (21)	46.370	19.544			0
19.	20'47.064	1'04.466 (18)	45.587	18.879			0
20.	21'51.443	1'04.379 (17)	45.575	18.804			0
21.	22'54.736	1'03.293 (9)	44.705	18.588			0
22.	23'58.355	1'03.619 (10)	44.992	18.627			0
23.	25'02.079	1'03.724 (12)	45.095	18.629			0



MFJ承認競技会  
**FUN&RUN! 2-Wheels**



2024 FUN&RUN 2-Wheels (鈴鹿サーキット東コース)

**NEO STANDARD Ninja/YZF 決勝 レース**

2024 / 3 / 16 :

 SUZUKA CIRCUIT  
East Course(2,243m)

個別ラップ表

Weather :Fine  
Track :Dry

Lap	Passing Time	Lap Time	Sec1	Sec2	Sec3	km/h	Driver No
24.	26'06.452	1'04.373 (16)	45.579	18.794			0




MFJ承認競技会  
**FUN&RUN! 2-Wheels**



2024 FUN&RUN 2-Wheels (鈴鹿サーキット東コース)

**NEO STANDARD Ninja/YZF 決勝 レース**

2024 / 3 / 16 :

 SUZUKA CIRCUIT  
East Course(2,243m)

個別ラップ表

Weather :Fine  
Track :Dry

No	35	Best Time	1'04.154	125.866 km/h
Name	渡辺	Total Time	25'40.974	23 Laps
Team	ZAPPER-Racing&Moto Blue	Average Lap Time	1'06.986	
Type	Kawasaki/Ninja250	Today's Rank	8 / 14	
		Today's Top Time	1'02.242	129.732 km/h

No	35 (Driver1)	Best Time	km/h
Name	渡辺 素久	Total Time	Laps
Team	ZAPPER-Racing&Moto Blue	Average Lap Time	
Type	Kawasaki/Ninja250	Today's Rank	
		Today's Top Time	km/h

Lap	Passing Time	Lap Time	Sec1	Sec2	Sec3	km/h
			48.011	19.260		
1.	1'07.271					
2.	2'12.659	1'05.388 (18)	46.441	18.947		
3.	3'18.952	1'06.293 (20)	46.864	19.429		
4.	4'24.018	1'05.066 (13)	46.012	19.054		
5.	5'29.633	1'05.615 (19)	46.480	19.135		
6.	6'34.837	1'05.204 (16)	46.145	19.059		
7.	7'39.567	1'04.730 (8)	45.854	18.876		
8.	8'44.680	1'05.113 (14)	46.025	19.088		
9.	9'49.418	1'04.738 (9)	45.812	18.926		
10.	10'53.862	1'04.444 (3)	45.548	18.896		
11.	11'58.577	1'04.715 (7)	45.894	18.821		
12.	13'03.098	1'04.521 (5)	45.622	18.899		
13.	14'08.012	1'04.914 (12)	46.008	18.906		
14.	15'12.846	1'04.834 (11)	45.757	19.077		
15.	16'28.455	1'15.609 (21)	47.579	28.030		
16.	18'08.342	1'39.887 (22)	1'20.923	18.964		
17.	19'13.654	1'05.312 (17)	46.201	19.111		
18.	20'18.165	1'04.511 (4)	45.553	18.958		
19.	21'23.338	1'05.173 (15)	46.019	19.154		
20.	22'27.527	1'04.189 (2)	45.547	18.642		
21.	23'31.681	<b>B 1'04.154</b> (1)	45.303	18.851		
22.	24'36.430	1'04.749 (10)	45.698	19.051		
23.	25'40.974	1'04.544 (6)	45.703	18.841		



MFJ承認競技会  
**FUN&RUN! 2-Wheels**



2024 FUN&RUN 2-Wheels (鈴鹿サーキット東コース)

**NEO STANDARD Ninja/YZF 決勝 レース**

2024 / 3 / 16 :

 SUZUKA CIRCUIT  
East Course(2,243m)

**個別ラップ表**

Weather :Fine  
Track :Dry

No	36	Best Time	1'04.380	125.424 km/h
Name	鈴木	Total Time	25'49.739	23 Laps
Team	トリックスタークラブシニア	Average Lap Time	1'07.329	
Type	Kawasaki/Ninja250	Today's Rank	9 / 14	
		Today's Top Time	1'02.242	129.732 km/h

No	36 (Driver1)	Best Time	km/h
Name	鈴木 克基	Total Time	Laps
Team	トリックスタークラブシニア	Average Lap Time	
Type	Kawasaki/Ninja250	Today's Rank	
		Today's Top Time	km/h

Lap	Passing Time	Lap Time	Sec1	Sec2	Sec3	km/h
			48.934	19.553		
1.	1'08.487					
2.	2'13.728	1'05.241 (14)	46.139	19.102		
3.	3'19.839	1'06.111 (19)	46.763	19.348		
4.	4'26.352	1'06.513 (20)	47.200	19.313		
5.	5'32.073	1'05.721 (17)	46.647	19.074		
6.	6'37.317	1'05.244 (15)	46.170	19.074		
7.	7'42.148	1'04.831 (8)	45.955	18.876		
8.	8'46.772	1'04.624 (6)	45.627	18.997		
9.	9'51.342	1'04.570 (5)	45.700	18.870		
10.	10'56.234	1'04.892 (10)	45.831	19.061		
11.	12'01.441	1'05.207 (13)	46.265	18.942		
12.	13'06.247	1'04.806 (7)	45.827	18.979		
13.	14'10.769	1'04.522 (4)	45.662	18.860		
14.	15'15.743	1'04.974 (11)	45.845	19.129		
15.	16'20.613	1'04.870 (9)	45.948	18.922		
16.	17'26.348	1'05.735 (18)	46.639	19.096		
17.	18'41.740	1'15.392 (21)	46.002	29.390		
		Pit				
18.	20'25.957	1'44.217 (22)	1'24.933	19.284		
19.	21'31.146	1'05.189 (12)	46.244	18.945		
20.	22'35.635	1'04.489 (3)	45.660	18.829		
21.	23'40.035	1'04.400 (2)	45.689	18.711		
22.	24'45.359	1'05.324 (16)	46.398	18.926		
23.	25'49.739	<b>B 1'04.380</b> (1)	45.392	18.988		




MFJ承認競技会  
**FUN&RUN! 2-Wheels**



2024 FUN&RUN 2-Wheels (鈴鹿サーキット東コース)

**NEO STANDARD Ninja/YZF 決勝 レース**

2024 / 3 / 16 :

 SUZUKA CIRCUIT  
East Course(2,243m)

個別ラップ表

Weather :Fine  
Track :Dry

No	47	Best Time	1'03.714	126.735 km/h
Name	廣瀬	Total Time	26'29.760	24 Laps
Team	堀工房&B'garage/ヘンスケ/モンスター	Average Lap Time	1'06.237	
Type	Kawasaki/Ninja250	Today's Rank	6 / 14	
		Today's Top Time	1'02.242	129.732 km/h

No	47 (Driver1)	Best Time	km/h
Name	廣瀬 直人	Total Time	Laps
Team	堀工房&B'garage/ヘンスケ/モンスター	Average Lap Time	
Type	Kawasaki/Ninja250	Today's Rank	
		Today's Top Time	km/h

Lap	Passing Time	Lap Time	Sec1	Sec2	Sec3	km/h
			47.304	19.002		
1.	1'06.306					
2.	2'10.364	1'04.058 (4)	45.228	18.830		
3.	3'15.051	1'04.687 (10)	45.764	18.923		
4.	4'19.917	1'04.866 (13)	45.824	19.042		
5.	5'25.100	1'05.183 (17)	46.137	19.046		
6.	6'30.118	1'05.018 (16)	45.907	19.111		
7.	7'35.089	1'04.971 (15)	45.921	19.050		
8.	8'45.448	1'10.359 (22)	46.411	23.948		
		Pit				
9.	10'20.198	1'34.750 (23)	1'15.291	19.459		
10.	11'25.658	1'05.460 (18)	46.187	19.273		
11.	12'31.193	1'05.535 (20)	46.128	19.407		
12.	13'36.873	1'05.680 (21)	46.219	19.461		
13.	14'42.351	1'05.478 (19)	46.364	19.114		
14.	15'46.842	1'04.491 (9)	45.549	18.942		
15.	16'51.573	1'04.731 (11)	45.745	18.986		
16.	17'55.491	1'03.918 (2)	45.178	18.740		
17.	18'59.507	1'04.016 (3)	45.034	18.982		
18.	20'04.385	1'04.878 (14)	45.507	19.371		
19.	21'08.583	1'04.198 (6)	45.318	18.880		
20.	22'12.938	1'04.355 (8)	45.482	18.873		
21.	23'17.045	1'04.355 (8)	45.482	18.873		
22.	24'20.759	1'04.107 (5)	45.217	18.890		
		<b>B 1'03.714</b> (1)	44.931	18.783		
23.	25'24.974	1'04.215 (7)	44.965	19.250		
24.	26'29.760	1'04.786 (12)	45.048	19.738		





MFJ承認競技会  
**FUN&RUN! 2-Wheels**



2024 FUN&RUN 2-Wheels (鈴鹿サーキット東コース)

**NEO STANDARD Ninja/YZF 決勝 レース**

2024 / 3 / 16 :

 SUZUKA CIRCUIT  
East Course(2,243m)

個別ラップ表

Weather :Fine  
Track :Dry

No	48	Best Time	1'07.168	120.218 km/h
Name	庄司	Total Time	25'37.411	22 Laps
Team	Street ROCKET 48	Average Lap Time	1'09.752	
Type	Kawasaki/Ninja250	Today's Rank	13 / 14	
		Today's Top Time	1'02.242	129.732 km/h

No	48 (Driver1)	Best Time	km/h
Name	庄司 哲也	Total Time	Laps
Team	Street ROCKET 48	Average Lap Time	
Type	Kawasaki/Ninja250	Today's Rank	
		Today's Top Time	km/h

Lap	Passing Time	Lap Time	Sec1	Sec2	Sec3	km/h
			52.019	20.588		
1.	1'12.607					
2.	2'20.846	1'08.239 (17)	48.094	20.145		
3.	3'28.124	1'07.278 (4)	47.421	19.857		
4.	4'35.339	1'07.215 (2)	47.338	19.877		
5.	5'43.236	1'07.897 (11)	47.574	20.323		
6.	6'51.457	1'08.221 (16)	47.903	20.318		
7.	7'59.128	1'07.671 (9)	47.617	20.054		
8.	9'07.208	1'08.080 (13)	48.059	20.021		
9.	10'21.496	Pit 1'14.288 (20)	48.219	26.069		
10.	12'03.709	1'42.213 (21)	1'22.121	20.092		
11.	13'11.903	1'08.194 (15)	48.182	20.012		
12.	14'20.005	1'08.102 (14)	47.628	20.474		
13.	15'27.772	1'07.767 (10)	47.772	19.995		
14.	16'35.367	1'07.595 (6)	47.619	19.976		
15.	17'43.351	1'07.984 (12)	47.827	20.157		
16.	18'51.631	1'08.280 (18)	48.211	20.069		
17.	20'00.189	1'08.558 (19)	48.410	20.148		
18.	21'07.357	<b>B 1'07.168</b> (1)	47.160	20.008		
19.	22'14.998	1'07.641 (8)	47.810	19.831		
20.	23'22.219	1'07.221 (3)	47.367	19.854		
21.	24'29.808	1'07.589 (5)	47.376	20.213		
22.	25'37.411	1'07.603 (7)	47.589	20.014		



MFJ承認競技会  
**FUN&RUN! 2-Wheels**



2024 FUN&RUN 2-Wheels (鈴鹿サーキット東コース)

**NEO STANDARD Ninja/YZF 決勝 レース**

2024 / 3 / 16 :

 SUZUKA CIRCUIT  
East Course(2,243m)

個別ラップ表

Weather :Fine  
Track :Dry

No	55	Best Time	1'02.852	128.473 km/h
Name	西良	Total Time	26'08.109	24 Laps
Team	Moto Blue with ちゃんぶ	Average Lap Time	1'05.329	
Type	Kawasaki/Ninja250	Today's Rank	3 / 14	
		Today's Top Time	1'02.242	129.732 km/h

No	55 (Driver1)	Best Time	km/h
Name	西良 英之	Total Time	Laps
Team	Moto Blue with ちゃんぶ	Average Lap Time	
Type	Kawasaki/Ninja250	Today's Rank	
		Today's Top Time	km/h

Lap	Passing Time	Lap Time	Sec1	Sec2	Sec3	km/h
1.	1'05.532		46.748	18.784		
2.	2'09.211	1'03.679 (12)	44.769	18.910		
3.	3'13.009	1'03.798 (14)	45.023	18.775		
4.	4'15.861	<b>B 1'02.852</b> (1)	44.468	18.384		
5.	5'19.265	1'03.404 (8)	44.740	18.664		
6.	6'22.718	1'03.453 (9)	44.888	18.565		
7.	7'26.329	1'03.611 (10)	45.010	18.601		
8.	8'30.956	1'04.627 (18)	46.088	18.539		
9.	9'34.335	1'03.379 (6)	44.516	18.863		
10.	10'37.700	1'03.365 (5)	44.994	18.371		
11.	11'41.621	1'03.921 (15)	45.236	18.685		
12.	12'45.002	1'03.381 (7)	44.798	18.583		
13.	13'48.700	1'03.698 (13)	44.950	18.748		
14.	14'52.841	1'04.141 (17)	45.325	18.816		
15.	15'56.515	1'03.674 (11)	45.099	18.575		
16.	17'00.496	1'03.981 (16)	44.952	19.029		
17.	18'05.662	1'05.166 (20)	46.050	19.116		
18.	19'10.375	1'04.713 (19)	45.730	18.983		
19.	20'19.406	1'09.031 (22)	45.430	23.601		
20.	21'54.063	1'34.657 (23)	1'16.099	18.558		
21.	22'57.079	1'03.016 (4)	44.613	18.403		
22.	23'59.939	1'02.860 (2)	44.449	18.411		
23.	25'02.925	1'02.986 (3)	44.360	18.626		
24.	26'08.109	1'05.184 (21)	46.107	19.077		



MFJ承認競技会  
**FUN&RUN! 2-Wheels**



2024 FUN&RUN 2-Wheels (鈴鹿サーキット東コース)

**NEO STANDARD Ninja/YZF 決勝 レース**

2024 / 3 / 16 :

 SUZUKA CIRCUIT  
East Course(2,243m)

個別ラップ表

Weather :Fine  
Track :Dry

No	71	Best Time	1'02.242	129.732 km/h
Name	山本	Total Time	25'41.882	24 Laps
Team	MOTO★STAR71 with PENSKE	Average Lap Time	1'04.273	
Type	Kawasaki/Ninja250	Today's Rank	1 / 14	
		Today's Top Time	1'02.242	129.732 km/h

No	71 (Driver1)	Best Time	km/h
Name	山本 晃久	Total Time	Laps
Team	MOTO★STAR71 with PENSKE	Average Lap Time	
Type	Kawasaki/Ninja250	Today's Rank	
		Today's Top Time	km/h

Lap	Passing Time	Lap Time	Sec1	Sec2	Sec3	km/h
			44.889	18.706		
1.	1'03.595					
2.	2'06.634	1'03.039 (16)	44.816	18.223		
3.	3'09.352	1'02.718 (10)	44.303	18.415		
4.	4'12.148	1'02.796 (13)	44.459	18.337		
5.	5'15.064	1'02.916 (15)	44.579	18.337		
6.	6'17.564	1'02.500 (6)	44.231	18.269		
7.	7'20.845	1'03.281 (21)	44.097	19.184		
8.	8'23.130	1'02.285 (2)	44.081	18.204		
9.	9'25.493	1'02.363 (4)	43.718	18.645		
10.	10'28.067	1'02.574 (7)	44.218	18.356		
11.	11'30.547	1'02.480 (5)	44.130	18.350		
12.	12'33.161	1'02.614 (8)	44.118	18.496		
13.	13'35.898	1'02.737 (11)	44.353	18.384		
14.	14'38.203	1'02.305 (3)	43.991	18.314		
15.	15'41.114	1'02.911 (14)	43.936	18.975		
16.	16'43.356	<b>B 1'02.242</b> (1)	44.033	18.209		
17.	17'50.942	Pit 1'07.586 (22)	44.741	22.845		
18.	19'23.676	1'32.734 (23)	1'14.338	18.396		
19.	20'26.417	1'02.741 (12)	44.181	18.560		
20.	21'29.038	1'02.621 (9)	44.252	18.369		
21.	22'32.289	1'03.251 (19)	44.278	18.973		
22.	23'35.557	1'03.268 (20)	44.863	18.405		
23.	24'38.781	1'03.224 (18)	44.708	18.516		
24.	25'41.882	1'03.101 (17)	44.553	18.548		




MFJ承認競技会  
**FUN&RUN! 2-Wheels**



2024 FUN&RUN 2-Wheels (鈴鹿サーキット東コース)

**NEO STANDARD Ninja/YZF 決勝 レース**

2024 / 3 / 16 :

 SUZUKA CIRCUIT  
East Course(2,243m)

個別ラップ表

Weather :Fine  
Track :Dry

No	74	Best Time	1'03.588	126.986 km/h
Name	石崎	Total Time	26'29.609	24 Laps
Team	Bike Shop Larimar	Average Lap Time	1'06.294	
Type	Kawasaki/Ninja250	Today's Rank	5 / 14	
		Today's Top Time	1'02.242	129.732 km/h

No	74 (Driver1)	Best Time	km/h
Name	石崎 篤	Total Time	Laps
Team	Bike Shop Larimar	Average Lap Time	
Type	Kawasaki/Ninja250	Today's Rank	
		Today's Top Time	km/h

Lap	Passing Time	Lap Time	Sec1	Sec2	Sec3	km/h
1.	1'04.837		46.333	18.504		
2.	2'08.876	1'04.039 (6)	45.348	18.691		
3.	3'13.355	1'04.479 (11)	45.766	18.713		
4.	4'17.865	1'04.510 (12)	45.626	18.884		
5.	5'22.048	1'04.183 (7)	45.485	18.698		
6.	6'26.509	1'04.461 (10)	45.528	18.933		
7.	7'31.682	1'05.173 (19)	46.082	19.091		
8.	8'36.797	1'05.115 (18)	45.890	19.225		
9.	9'42.027	1'05.230 (20)	46.096	19.134		
10.	10'47.537	1'05.510 (21)	46.442	19.068		
11.	11'52.295	1'04.758 (15)	45.782	18.976		
12.	12'56.977	1'04.682 (13)	45.500	19.182		
13.	14'02.038	1'05.061 (16)	45.866	19.195		
14.	15'14.760	1'12.722 (22)	46.346	26.376		
15.	16'51.895	1'37.135 (23)	1'18.244	18.891		
16.	17'55.841	1'03.946 (4)	45.087	18.859		
17.	18'59.749	1'03.908 (3)	45.037	18.871		
18.	20'04.492	1'04.743 (14)	45.478	19.265		
19.	21'08.746	1'04.254 (8)	45.441	18.813		
20.	22'13.119	1'04.373 (9)	45.724	18.649		
21.	23'17.126	1'04.007 (5)	45.232	18.775		
22.	24'20.933	1'03.807 (2)	44.998	18.809		
23.	25'24.521	<b>B 1'03.588</b> (1)	44.879	18.709		
24.	26'29.609	1'05.088 (17)	45.690	19.398		




MFJ承認競技会  
**FUN&RUN! 2-Wheels**



2024 FUN&RUN 2-Wheels (鈴鹿サーキット東コース)

**NEO STANDARD Ninja/YZF 決勝 レース**

2024 / 3 / 16 :

 SUZUKA CIRCUIT  
East Course(2,243m)

個別ラップ表

Weather :Fine  
Track :Dry

No	77	Best Time	1'05.122	123.995 km/h
Name	山下/滋野	Total Time	26'07.981	23 Laps
Team	本家、山下ガレージ with お坊さん	Average Lap Time	1'08.225	
Type	Kawasaki/Ninja250	Today's Rank	11 / 14	
		Today's Top Time	1'02.242	129.732 km/h

No	77 (Driver1)	Best Time	km/h
Name	山下 浩司	Total Time	Laps
Team	本家、山下ガレージ with お坊さん	Average Lap Time	
Type	Kawasaki/Ninja250	Today's Rank	
		Today's Top Time	km/h

No	77 (Driver2)	Best Time	km/h
Name	滋野 敬直	Total Time	Laps
Team	本家、山下ガレージ with お坊さん	Average Lap Time	
Type	Kawasaki/Ninja250	Today's Rank	
		Today's Top Time	km/h

Lap	Passing Time	Lap Time	Sec1	Sec2	Sec3	km/h	Driver No
1.	1'07.028		47.875	19.153			0
2.	2'12.351	1'05.323 (3)	46.255	19.068			0
3.	3'18.726	1'06.375 (15)	47.016	19.359			0
4.	4'25.687	1'06.961 (20)	47.467	19.494			0
5.	5'32.005	1'06.318 (13)	47.058	19.260			0
6.	6'38.327	1'06.322 (14)	46.794	19.528			0
7.	7'44.300	1'05.973 (11)	46.867	19.106			0
8.	8'50.954	1'06.654 (17)	46.893	19.761			0
9.	9'57.687	1'06.733 (18)	46.939	19.794			0
10.	11'04.182	1'06.495 (16)	46.909	19.586			0
11.	12'11.098	1'06.916 (19)	47.163	19.753			0
12.	13'24.543	Pit 1'13.445 (21)	47.244	26.201			0
13.	15'11.707	1'47.164 (22)	1'27.633	19.531			0
14.	16'17.135	1'05.428 (4)	46.461	18.967			0
15.	17'22.257	<b>B 1'05.122</b> (1)	46.042	19.080			0
16.	18'28.133	1'05.876 (10)	46.322	19.554			0
17.	19'34.394	1'06.261 (12)	47.004	19.257			0
18.	20'40.197	1'05.803 (9)	46.665	19.138			0
19.	21'45.836	1'05.639 (7)	46.431	19.208			0
20.	22'51.634	1'05.798 (8)	46.703	19.095			0
21.	23'57.179	1'05.545 (5)	46.274	19.271			0
22.	25'02.750	1'05.571 (6)	46.676	18.895			0
23.	26'07.981	1'05.231 (2)	46.114	19.117			0




MFJ承認競技会  
**FUN&RUN! 2-Wheels**



2024 FUN&RUN 2-Wheels (鈴鹿サーキット東コース)

**NEO STANDARD Ninja/YZF 決勝 レース**

2024 / 3 / 16 :

 SUZUKA CIRCUIT  
East Course(2,243m)

個別ラップ表

Weather :Fine  
Track :Dry

No	78	Best Time	1'11.568	112.827 km/h
Name	横地	Total Time	26'11.810	20 Laps
Team	LOVCA LMTS BEATRACING	Average Lap Time	1'18.797	
Type	Kawasaki/Ninja250	Today's Rank	14 / 14	
		Today's Top Time	1'02.242	129.732 km/h

No	78 (Driver1)	Best Time	km/h
Name	横地 剛	Total Time	Laps
Team	LOVCA LMTS BEATRACING	Average Lap Time	
Type	Kawasaki/Ninja250	Today's Rank	
		Today's Top Time	km/h

Lap	Passing Time	Lap Time	Sec1	Sec2	Sec3	km/h
			53.488	21.163		
1.	1'14.651					
2.	2'27.838	1'13.187 (8)	51.720	21.467		
3.	3'40.930	1'13.092 (6)	51.606	21.486		
4.	4'53.829	1'12.899 (4)	50.966	21.933		
5.	6'07.683	1'13.854 (15)	51.644	22.210		
6.	7'21.286	1'13.603 (10)	51.564	22.039		
7.	8'44.320	1'23.034 (17)	52.103	30.931		
		Pit				
8.	10'50.144	2'05.824 (19)	1'44.816	21.008		
9.	12'01.712	<b>B 1'11.568</b> (1)	50.187	21.381		
10.	13'13.844	1'12.132 (2)	50.816	21.316		
11.	14'27.653	1'13.809 (14)	51.342	22.467		
12.	15'41.426	1'13.773 (13)	51.783	21.990		
13.	16'55.475	1'14.049 (16)	52.331	21.718		
14.	18'07.823	1'12.348 (3)	51.157	21.191		
15.	20'04.770	1'56.947 (18)	1'34.922	22.025		
16.	21'17.906	1'13.136 (7)	51.359	21.777		
17.	22'31.498	1'13.592 (9)	51.886	21.706		
18.	23'44.450	1'12.952 (5)	51.528	21.424		
19.	24'58.201	1'13.751 (12)	51.780	21.971		
20.	26'11.810	1'13.609 (11)	52.153	21.456		




MFJ承認競技会  
**FUN&RUN! 2-Wheels**



2024 FUN&RUN 2-Wheels (鈴鹿サーキット東コース)

**NEO STANDARD Ninja/YZF 決勝 レース**

2024 / 3 / 16 :

 SUZUKA CIRCUIT  
East Course(2,243m)

個別ラップ表

Weather :Fine  
Track :Dry

No	79	Best Time	1'07.165	120.223 km/h
Name	道中愛/辰彦	Total Time	26'30.878	22 Laps
Team	WDM Racing	Average Lap Time	1'12.088	
Type	Kawasaki/Ninja250	Today's Rank	12 / 14	
		Today's Top Time	1'02.242	129.732 km/h

No	79 (Driver1)	Best Time	km/h
Name	道中愛	Total Time	Laps
Team	WDM Racing	Average Lap Time	
Type	Kawasaki/Ninja250	Today's Rank	
		Today's Top Time	km/h

No	79 (Driver2)	Best Time	km/h
Name	道中辰彦	Total Time	Laps
Team	WDM Racing	Average Lap Time	
Type	Kawasaki/Ninja250	Today's Rank	
		Today's Top Time	km/h

Lap	Passing Time	Lap Time	Sec1	Sec2	Sec3	km/h	Driver No
1.	1'17.022		55.431	21.591			0
2.	2'31.074	1'14.052 (15)	52.533	21.519			0
3.	3'45.453	1'14.379 (16)	52.729	21.650			0
4.	4'59.845	1'14.392 (17)	52.538	21.854			0
5.	6'14.769	1'14.924 (18)	52.805	22.119			0
6.	7'30.399	1'15.630 (19)	53.365	22.265			0
7.	8'55.276	1'24.877 (20)	54.290	30.587			0
8.	10'41.006	1'45.730 (21)	1'26.490	19.240			0
9.	11'48.702	1'07.696 (4)	48.320	19.376			0
10.	12'56.880	1'08.178 (11)	47.407	20.771			0
11.	14'04.045	<b>B 1'07.165</b> (1)	47.952	19.213			0
12.	15'11.909	1'07.864 (7)	48.454	19.410			0
13.	16'19.179	1'07.270 (2)	47.888	19.382			0
14.	17'26.502	1'07.323 (3)	47.830	19.493			0
15.	18'34.290	1'07.788 (6)	47.851	19.937			0
16.	19'42.588	1'08.298 (12)	48.688	19.610			0
17.	20'50.314	1'07.726 (5)	48.066	19.660			0
18.	21'58.262	1'07.948 (10)	48.119	19.829			0
19.	23'06.611	1'08.349 (13)	48.650	19.699			0
20.	24'14.536	1'07.925 (9)	48.230	19.695			0
21.	25'22.420	1'07.884 (8)	48.037	19.847			0
22.	26'30.878	1'08.458 (14)	48.620	19.838			0



MFJ承認競技会  
**FUN&RUN! 2-Wheels**



2024 FUN&RUN 2-Wheels (鈴鹿サーキット東コース)

**NEO STANDARD Ninja/YZF 決勝 レース**

2024 / 3 / 16 :

 SUZUKA CIRCUIT  
East Course(2,243m)

個別ラップ表

Weather :Fine  
Track :Dry

No	19	Best Time	1'02.617	128.955 km/h
Name	松浦	Total Time	25'47.153	24 Laps
Team	ARTWORKSレーシングチーム	Average Lap Time	1'04.516	
Type	YAMAHA/YZF-R25	Today's Rank	4 / 8	
		Today's Top Time	1'02.333	129.543 km/h

No	19 (Driver1)	Best Time	km/h
Name	松浦 光利	Total Time	Laps
Team	ARTWORKSレーシングチーム	Average Lap Time	
Type	YAMAHA/YZF-R25	Today's Rank	
		Today's Top Time	km/h

Lap	Passing Time	Lap Time	Sec1	Sec2	Sec3	km/h
			44.722	18.560		
1.	1'03.282					
2.	2'06.434	1'03.152 (11)	44.853	18.299		
3.	3'09.832	1'03.398 (16)	44.967	18.431		
4.	4'13.137	1'03.305 (15)	44.924	18.381		
5.	5'15.983	1'02.846 (3)	44.437	18.409		
6.	6'18.929	1'02.946 (5)	44.536	18.410		
7.	7'22.008	1'03.079 (8)	44.540	18.539		
8.	8'24.916	1'02.908 (4)	44.395	18.513		
9.	9'27.538	1'02.622 (2)	44.192	18.430		
10.	10'30.749	1'03.211 (13)	44.877	18.334		
11.	11'34.327	1'03.578 (19)	44.849	18.729		
12.	12'36.944	<b>B 1'02.617</b> (1)	44.255	18.362		
13.	13'40.070	1'03.126 (9)	44.707	18.419		
14.	14'43.221	1'03.151 (10)	44.835	18.316		
15.	15'46.241	1'03.020 (7)	44.494	18.526		
16.	16'50.325	1'04.084 (21)	45.436	18.648		
17.	17'54.218	1'03.893 (20)	45.121	18.772		
18.	19'01.568	1'07.350 (22)	45.275	22.075		
		Pit				
19.	20'30.876	1'29.308 (23)	1'10.941	18.367		
20.	21'34.092	1'03.216 (14)	44.722	18.494		
21.	22'37.082	1'02.990 (6)	44.554	18.436		
22.	23'40.536	1'03.454 (18)	44.983	18.471		
23.	24'43.950	1'03.414 (17)	44.905	18.509		
24.	25'47.153	1'03.203 (12)	44.829	18.374		






MFJ承認競技会  
**FUN&RUN! 2-Wheels**



2024 FUN&RUN 2-Wheels (鈴鹿サーキット東コース)

**NEO STANDARD Ninja/YZF 決勝 レース**

2024 / 3 / 16 :

 SUZUKA CIRCUIT  
East Course(2,243m)

個別ラップ表

Weather :Fine  
Track :Dry

No	41	Best Time	1'02.431	129.340 km/h
Name	鳥居	Total Time	25'34.497	24 Laps
Team	港北測量Mカレッジ&Tw's41withコクホ	Average Lap Time	1'03.975	
Type	YAMAHA/YZF-R25	Today's Rank	2 / 8	
		Today's Top Time	1'02.333	129.543 km/h

No	41 (Driver1)	Best Time	km/h
Name	鳥居 典生	Total Time	Laps
Team	港北測量Mカレッジ&Tw's41withコクホ	Average Lap Time	
Type	YAMAHA/YZF-R25	Today's Rank	
		Today's Top Time	km/h

Lap	Passing Time	Lap Time	Sec1	Sec2	Sec3	km/h
			44.488	18.569		
1.	1'03.057					
2.	2'06.172	1'03.115 (19)	44.768	18.347		
3.	3'09.239	1'03.067 (18)	44.625	18.442		
4.	4'12.059	1'02.820 (16)	44.433	18.387		
5.	5'14.880	1'02.821 (17)	44.503	18.318		
6.	6'17.336	1'02.456 (3)	44.222	18.234		
7.	7'19.991	1'02.655 (13)	44.086	18.569		
8.	8'22.597	1'02.606 (10)	44.340	18.266		
9.	9'25.285	1'02.688 (15)	43.925	18.763		
10.	10'27.782	1'02.497 (5)	44.247	18.250		
11.	11'30.350	1'02.568 (8)	44.185	18.383		
12.	12'32.781	<b>B 1'02.431</b> (1)	44.074	18.357		
13.	13'35.393	1'02.612 (11)	44.152	18.460		
14.	14'37.943	1'02.550 (6)	44.324	18.226		
15.	15'40.395	1'02.452 (2)	44.023	18.429		
16.	16'42.862	1'02.467 (4)	44.247	18.220		
17.	17'49.587	Pit 1'06.725 (22)	44.360	22.365		
18.	19'17.021	1'27.434 (23)	1'09.286	18.148		
19.	20'19.603	1'02.582 (9)	44.519	18.063		
20.	21'23.420	1'03.817 (21)	44.970	18.847		
21.	22'26.643	1'03.223 (20)	44.902	18.321		
22.	23'29.200	1'02.557 (7)	44.136	18.421		
23.	24'31.820	1'02.620 (12)	44.388	18.232		
24.	25'34.497	1'02.677 (14)	44.245	18.432		




MFJ承認競技会  
**FUN&RUN! 2-Wheels**



2024 FUN&RUN 2-Wheels (鈴鹿サーキット東コース)

**NEO STANDARD Ninja/YZF 決勝 レース**

2024 / 3 / 16 :

 SUZUKA CIRCUIT  
East Course(2,243m)

個別ラップ表

Weather :Fine  
Track :Dry

No	51	Best Time	1'03.681	126.801 km/h
Name	金内/山本	Total Time	26'23.767	23 Laps
Team	ラックス 鈴鹿R&D	Average Lap Time	1'08.761	
Type	YAMAHA/YZF-R25	Today's Rank	6 / 8	
		Today's Top Time	1'02.333	129.543 km/h

No	51 (Driver1)	Best Time	km/h
Name	金内 紀雄	Total Time	Laps
Team	ラックス 鈴鹿R&D	Average Lap Time	
Type	YAMAHA/YZF-R25	Today's Rank	
		Today's Top Time	km/h

No	51 (Driver2)	Best Time	km/h
Name	山本 宏幸	Total Time	Laps
Team	ラックス 鈴鹿R&D	Average Lap Time	
Type	YAMAHA/YZF-R25	Today's Rank	
		Today's Top Time	km/h

Lap	Passing Time	Lap Time	Sec1	Sec2	Sec3	km/h	Driver No
1.	1'11.011		50.865	20.146			0
2.	2'19.227	1'08.216 (19)	47.988	20.228			0
3.	3'27.059	1'07.832 (13)	48.016	19.816			0
4.	4'34.964	1'07.905 (15)	47.834	20.071			0
5.	5'43.016	1'08.052 (18)	47.812	20.240			0
6.	6'51.250	1'08.234 (20)	48.083	20.151			0
7.	7'58.934	1'07.684 (12)	47.690	19.994			0
8.	9'06.930	1'07.996 (17)	48.090	19.906			0
9.	10'14.893	1'07.963 (16)	47.903	20.060			0
10.	11'22.777	1'07.884 (14)	47.907	19.977			0
11.	12'39.554	Pit 1'16.777 (21)	48.075	28.702			0
12.	14'30.446	1'50.892 (22)	1'31.161	19.731			0
13.	15'37.419	1'06.973 (11)	47.539	19.434			0
14.	16'42.935	1'05.516 (8)	46.148	19.368			0
15.	17'47.935	1'05.000 (7)	46.015	18.985			0
16.	18'53.551	1'05.616 (9)	46.478	19.138			0
17.	19'59.590	1'06.039 (10)	46.664	19.375			0
18.	21'03.683	1'04.093 (5)	45.338	18.755			0
19.	22'07.586	1'03.903 (3)	45.160	18.743			0
20.	23'11.665	1'04.079 (4)	45.265	18.814			0
21.	24'15.438	1'03.773 (2)	45.082	18.691			0
22.	25'20.086	1'04.648 (6)	45.535	19.113			0
23.	26'23.767	<b>B 1'03.681</b> (1)	44.947	18.734			0




MFJ承認競技会  
**FUN&RUN! 2-Wheels**



2024 FUN&RUN 2-Wheels (鈴鹿サーキット東コース)

**NEO STANDARD Ninja/YZF 決勝 レース**

2024 / 3 / 16 :

 SUZUKA CIRCUIT  
East Course(2,243m)

個別ラップ表

Weather :Fine  
Track :Dry

No	64	Best Time	<b>1'03.604</b>	<b>126.954</b> km/h
Name	平山/福山	Total Time	<b>26'08.077</b>	21 Laps
Team	FKworksHiroko	Average Lap Time	<b>1'14.790</b>	
Type	YAMAHA/YZF-R25	Today's Rank	<b>5 / 8</b>	
		Today's Top Time	<b>1'02.333</b>	<b>129.543</b> km/h

No	64 (Driver1)	Best Time		km/h
Name	平山 美奈	Total Time		Laps
Team	FKworksHiroko	Average Lap Time		
Type	YAMAHA/YZF-R25	Today's Rank		
		Today's Top Time		km/h

No	64 (Driver2)	Best Time		km/h
Name	福山 京太	Total Time		Laps
Team	FKworksHiroko	Average Lap Time		
Type	YAMAHA/YZF-R25	Today's Rank		
		Today's Top Time		km/h

Lap	Passing Time	Lap Time	Sec1	Sec2	Sec3	km/h	Driver No
			51.774	20.497			0
1.	1'12.271						0
2.	2'22.276	1'10.005 (11)	49.439	20.566			0
3.	3'31.414	1'09.138 (9)	48.776	20.362			0
4.	4'40.629	1'09.215 (10)	48.802	20.413			0
5.	5'50.829	1'10.200 (12)	49.362	20.838			0
6.	7'01.102	1'10.273 (13)	49.357	20.916			0
7.	8'11.814	1'10.712 (14)	49.856	20.856			0
8.	9'22.927	1'11.113 (16)	49.929	21.184			0
9.	10'34.513	1'11.586 (17)	50.939	20.647			0
10.	11'45.454	1'10.941 (15)	50.256	20.685			0
11.	12'57.148	1'11.694 (18)	50.318	21.376			0
12.	14'22.381	1'25.233 (19)	53.470	31.763			0
		Pit					
13.	17'33.818	3'11.437 (20)	2'52.564	18.873			0
14.	18'38.717	1'04.899 (7)	46.190	18.709			0
15.	19'42.910	1'04.193 (4)	45.557	18.636			0
16.	20'47.232	1'04.322 (5)	45.373	18.949			0
17.	21'51.208	1'03.976 (3)	45.250	18.726			0
18.	22'54.881	1'03.673 (2)	45.090	18.583			0
19.	23'58.485	<b>B 1'03.604</b> (1)	44.988	18.616			0
20.	25'02.833	1'04.348 (6)	45.561	18.787			0
21.	26'08.077	1'05.244 (8)	46.118	19.126			0




MFJ承認競技会  
**FUN&RUN! 2-Wheels**



2024 FUN&RUN 2-Wheels (鈴鹿サーキット東コース)

**NEO STANDARD Ninja/YZF 決勝 レース**

2024 / 3 / 16 :

 SUZUKA CIRCUIT  
East Course(2,243m)

個別ラップ表

Weather :Fine  
Track :Dry

No	73	Best Time	1'02.602	128.986 km/h
Name	杉島	Total Time	26'00.866	24 Laps
Team	ワルキューレ&OSデザイン&かつらぎ運輸	Average Lap Time	1'05.000	
Type	YAMAHA/YZF-R25	Today's Rank	3 / 8	
		Today's Top Time	1'02.333	129.543 km/h

No	73 (Driver1)	Best Time	km/h
Name	杉島 潤	Total Time	Laps
Team	ワルキューレ&OSデザイン&かつらぎ運輸	Average Lap Time	
Type	YAMAHA/YZF-R25	Today's Rank	
		Today's Top Time	km/h

Lap	Passing Time	Lap Time	Sec1	Sec2	Sec3	km/h
			46.764	19.096		
1.	1'05.860					
2.	2'09.679	1'03.819 (19)	44.929	18.890		
3.	3'13.473	1'03.794 (18)	45.115	18.679		
4.	4'16.530	1'03.057 (9)	44.732	18.325		
5.	5'19.548	1'03.018 (5)	44.415	18.603		
6.	6'23.002	1'03.454 (14)	44.826	18.628		
7.	7'26.143	1'03.141 (10)	44.616	18.525		
8.	8'30.580	1'04.437 (21)	45.967	18.470		
9.	9'33.811	1'03.231 (12)	44.849	18.382		
10.	10'37.049	1'03.238 (13)	44.753	18.485		
11.	11'40.067	1'03.018 (5)	44.636	18.382		
12.	12'42.669	<b>B 1'02.602</b> (1)	44.251	18.351		
13.	13'45.707	1'03.038 (7)	44.362	18.676		
14.	14'48.850	1'03.143 (11)	44.507	18.636		
15.	15'51.766	1'02.916 (2)	44.523	18.393		
16.	17'00.831	1'09.065 (22)	44.910	24.155		
		Pit				
17.	18'36.919	1'36.088 (23)	1'17.483	18.605		
18.	19'40.829	1'03.910 (20)	45.495	18.415		
19.	20'43.835	1'03.006 (4)	44.638	18.368		
20.	21'46.797	1'02.962 (3)	44.719	18.243		
21.	22'50.401	1'03.604 (15)	45.066	18.538		
22.	23'53.442	1'03.041 (8)	44.703	18.338		
23.	24'57.099	1'03.657 (16)	44.509	19.148		
24.	26'00.866	1'03.767 (17)	44.957	18.810		




MFJ承認競技会  
**FUN&RUN! 2-Wheels**



2024 FUN&RUN 2-Wheels (鈴鹿サーキット東コース)

**NEO STANDARD Ninja/YZF 決勝 レース**

2024 / 3 / 16 :

 SUZUKA CIRCUIT  
East Course(2,243m)

個別ラップ表

Weather :Fine  
Track :Dry

No	81	Best Time	1'04.882	124.454 km/h
Name	尾崎	Total Time	25'48.465	23 Laps
Team	配線コム&マトリス	Average Lap Time	1'07.313	
Type	YAMAHA/YZF-R25	Today's Rank	7 / 8	
		Today's Top Time	1'02.333	129.543 km/h

No	81 (Driver1)	Best Time	km/h
Name	尾崎 秀男	Total Time	Laps
Team	配線コム&マトリス	Average Lap Time	
Type	YAMAHA/YZF-R25	Today's Rank	
		Today's Top Time	km/h

Lap	Passing Time	Lap Time	Sec1	Sec2	Sec3	km/h
			48.330	19.232		
1.	1'07.562					
2.	2'12.999	1'05.437 (7)	46.337	19.100		
3.	3'19.215	1'06.216 (18)	46.728	19.488		
4.	4'26.115	1'06.900 (19)	47.478	19.422		
5.	5'38.899	1'12.784 (21)	47.268	25.516		
		Pit				
6.	7'14.154	1'35.255 (22)	1'16.108	19.147		
7.	8'19.633	1'05.479 (9)	46.458	19.021		
8.	9'25.234	1'05.601 (13)	46.622	18.979		
9.	10'30.364	1'05.130 (3)	46.285	18.845		
10.	11'35.312	1'04.948 (2)	46.143	18.805		
11.	12'40.194	<b>B 1'04.882</b> (1)	45.932	18.950		
12.	13'45.554	1'05.360 (6)	46.389	18.971		
13.	14'50.781	1'05.227 (4)	46.266	18.961		
14.	15'56.220	1'05.439 (8)	46.475	18.964		
15.	17'01.749	1'05.439 (8)	46.475	18.964		
16.	18'07.742	1'05.529 (11)	46.533	18.996		
17.	19'13.497	1'05.993 (17)	46.616	19.377		
18.	20'18.753	1'05.755 (14)	46.664	19.091		
19.	21'24.269	1'05.256 (5)	46.357	18.899		
20.	22'31.191	1'05.516 (10)	46.334	19.182		
21.	23'37.079	1'06.922 (20)	46.070	20.852		
22.	24'42.611	1'05.888 (16)	46.634	19.254		
23.	25'48.465	1'05.532 (12)	46.287	19.245		
		1'05.854 (15)	46.740	19.114		




MFJ承認競技会  
**FUN&RUN! 2-Wheels**



2024 FUN&RUN 2-Wheels (鈴鹿サーキット東コース)

**NEO STANDARD Ninja/YZF 決勝 レース**

2024 / 3 / 16 :

 SUZUKA CIRCUIT  
East Course(2,243m)

個別ラップ表

Weather :Fine  
Track :Dry

No	88	Best Time	1'05.170	123.904 km/h
Name	加藤/小佐々	Total Time	26'37.864	23 Laps
Team	Team Low Key Wise青空ガレーヂ	Average Lap Time	1'09.422	
Type	YAMAHA/YZF-R25	Today's Rank	8 / 8	
		Today's Top Time	1'02.333	129.543 km/h

No	88 (Driver1)	Best Time	km/h
Name	加藤 貴洋	Total Time	Laps
Team	Team Low Key Wise青空ガレーヂ	Average Lap Time	
Type	YAMAHA/YZF-R25	Today's Rank	
		Today's Top Time	km/h

No	88 (Driver2)	Best Time	km/h
Name	小佐々 直樹	Total Time	Laps
Team	Team Low Key Wise青空ガレーヂ	Average Lap Time	
Type	YAMAHA/YZF-R25	Today's Rank	
		Today's Top Time	km/h

Lap	Passing Time	Lap Time	Sec1	Sec2	Sec3	km/h	Driver No
			50.328	20.240			0
1.	1'10.568						0
2.	2'18.243	1'07.675 (14)	47.732	19.943			0
3.	3'26.172	1'07.929 (19)	48.144	19.785			0
4.	4'34.097	1'07.925 (18)	48.102	19.823			0
5.	5'41.976	1'07.879 (17)	48.155	19.724			0
6.	6'49.559	1'07.583 (12)	47.795	19.788			0
7.	7'57.331	1'07.772 (15)	47.962	19.810			0
8.	9'04.847	1'07.516 (10)	47.838	19.678			0
9.	10'12.373	1'07.526 (11)	47.941	19.585			0
10.	11'19.957	1'07.584 (13)	47.844	19.740			0
11.	12'27.416	1'07.459 (9)	47.704	19.755			0
12.	13'35.458	1'08.042 (20)	48.068	19.974			0
13.	14'53.686	Pit 1'18.228 (21)	49.848	28.380			0
14.	16'40.830	1'47.144 (22)	1'27.415	19.729			0
15.	17'47.359	1'06.529 (6)	46.919	19.610			0
16.	18'53.393	1'06.034 (4)	46.778	19.256			0
17.	20'00.443	1'07.050 (8)	46.897	20.153			0
18.	21'05.613	<b>B 1'05.170</b> (1)	45.951	19.219			0
19.	22'11.543	1'05.930 (3)	46.638	19.292			0
20.	23'19.379	1'07.836 (16)	48.482	19.354			0
21.	24'25.574	1'06.195 (5)	46.547	19.648			0
22.	25'31.282	1'05.708 (2)	46.419	19.289			0
23.	26'37.864	1'06.582 (7)	47.042	19.540			0




MFJ承認競技会  
**FUN&RUN! 2-Wheels**



2024 FUN&RUN 2-Wheels (鈴鹿サーキット東コース)

**NEO STANDARD Ninja/YZF 決勝 レース**

2024 / 3 / 16 :

 **SUZUKA CIRCUIT**  
East Course(2,243m)

**個別ラップ表**

Weather :Fine  
Track :Dry

No	95	Best Time	1'02.333	129.543 km/h
Name	中村	Total Time	25'46.756	24 Laps
Team	YTR	Average Lap Time	1'04.475	
Type	YAMAHA/YZF-R25	Today's Rank	1 / 8	
		Today's Top Time	1'02.333	129.543 km/h

No	95 (Driver1)	Best Time	km/h
Name	中村 和悦	Total Time	Laps
Team	YTR	Average Lap Time	
Type	YAMAHA/YZF-R25	Today's Rank	
		Today's Top Time	km/h

Lap	Passing Time	Lap Time	Sec1	Sec2	Sec3	km/h
1.	1'03.825		45.106	18.719		
2.	2'07.043	1'03.218 (17)	44.788	18.430		
3.	3'09.942	1'02.899 (15)	44.524	18.375		
4.	4'12.422	1'02.480 (6)	44.130	18.350		
5.	5'15.299	1'02.877 (14)	44.493	18.384		
6.	6'17.772	1'02.473 (5)	44.245	18.228		
7.	7'21.011	1'03.239 (18)	44.337	18.902		
8.	8'23.742	1'02.731 (11)	44.416	18.315		
9.	9'26.120	1'02.378 (3)	44.113	18.265		
10.	10'28.523	1'02.403 (4)	44.250	18.153		
11.	11'30.884	1'02.361 (2)	44.017	18.344		
12.	12'33.472	1'02.588 (9)	44.112	18.476		
13.	13'36.951	1'03.479 (20)	44.338	19.141		
14.	14'40.585	1'03.634 (21)	45.203	18.431		
15.	15'43.319	1'02.734 (12)	44.259	18.475		
16.	16'46.646	1'03.327 (19)	44.940	18.387		
17.	17'54.714	1'08.068 (22)	44.632	23.436		
18.	19'30.888	1'36.174 (23)	1'17.526	18.648		
19.	20'33.549	1'02.661 (10)	44.482	18.179		
20.	21'36.062	1'02.513 (8)	44.280	18.233		
21.	22'38.546	1'02.484 (7)	44.325	18.159		
22.	23'40.879	<b>B 1'02.333</b> (1)	44.198	18.135		
23.	24'43.630	1'02.751 (13)	44.344	18.407		
24.	25'46.756	1'03.126 (16)	44.772	18.354		