



MFJ承認競技会
FUN&RUN! 2-Wheels



2023 FUN&RUN 2-Wheels (鈴鹿サーキット東コース)

Mix Big(EXPERT) 公式予選

2023 / 6 / 17 :



個別ラップ表

Weather :Fine
Track :Dry

East Course(2,243m)

No	3	Best Time	58.468	138.106 km/h
Name	早川 泰治	Total Time	14'40.002	14 Laps
Team	Teamマツナガ KDC&YSP名古屋北	Average Lap Time	1'00.554	
Type	YAMAHA/YZF-R6	Today's Rank	7 / 12	
		Today's Top Time	56.442	143.064 km/h

Lap	Passing Time	Lap Time	Sec1	Sec2	Sec3	km/h
				18.437		
1.	1'32.796					
		1'01.701 (11)	43.153	18.548		
2.	2'34.497					
		1'00.103 (9)	41.967	18.136		
3.	3'34.600					
		59.047 (6)	41.274	17.773		
4.	4'33.647					
		58.916 (5)	41.109	17.807		
5.	5'32.563					
		1'03.011 (12)	43.048	19.963		
6.	6'35.574					
		1'00.371 (10)	42.407	17.964		
7.	7'35.945					
		59.072 (7)	41.316	17.756		
8.	8'35.017					
		59.314 (8)	41.547	17.767		
9.	9'34.331					
		B 58.468 (1)	40.828	17.640		
10.	10'32.799					
		58.504 (2)	40.945	17.559		
11.	11'31.303					
		58.637 (3)	41.035	17.602		
12.	12'29.940					
		58.706 (4)	41.133	17.573		
13.	13'28.646					
		1'11.356 (13)	40.744	30.612		
14.	14'40.002 Pit					



MFJ承認競技会
FUN&RUN! 2-Wheels



2023 FUN&RUN 2-Wheels (鈴鹿サーキット東コース)

Mix Big(EXPERT) 公式予選

2023 / 6 / 17 :



SUZUKA CIRCUIT

個別ラップ表

Weather :Fine

East Course(2,243m)

Track :Dry

No	6	Best Time	57.589	140.214 km/h
Name	井上 誠二	Total Time	14'17.535	13 Laps
Team	TEAM INTERCEPTOR	Average Lap Time	1'05.822	
Type	Honda/CBR600RR	Today's Rank	4 / 12	
		Today's Top Time	56.442	143.064 km/h

Lap	Passing Time	Lap Time	Sec1	Sec2	Sec3	km/h
				18.040		
1.	1'07.660	59.383 (9)	41.832	17.551		
2.	2'07.043	58.328 (6)	40.855	17.473		
3.	3'05.371	58.680 (7)	41.074	17.606		
4.	4'04.051	59.327 (8)	41.808	17.519		
5.	5'03.378	58.320 (5)	40.816	17.504		
6.	6'01.698	1'09.902 (10)	42.555	27.347		
7.	7'11.600	Pit	1'59.967 (12)	1'42.241	17.726	
8.	9'11.567	57.869 (3)	40.527	17.342		
9.	10'09.436	58.049 (4)	40.516	17.533		
10.	11'07.485	57.760 (2)	40.371	17.389		
11.	12'05.245	B 57.589 (1)	40.275	17.314		
12.	13'02.834	1'14.701 (11)	42.929	31.772		
13.	14'17.535	Pit				



MFJ承認競技会
FUN&RUN! 2-Wheels



2023 FUN&RUN 2-Wheels (鈴鹿サーキット東コース)

Mix Big(EXPERT) 公式予選

2023 / 6 / 17 :



SUZUKA CIRCUIT

個別ラップ表

Weather :Fine

East Course(2,243m)

Track :Dry

No	17	Best Time	57.083	141.457 km/h
Name	浅笠 昇三	Total Time	7'05.018	7 Laps
Team	garage大道	Average Lap Time	1'00.319	
Type	YAMAHA/YZF-R6	Today's Rank	3 / 12	
		Today's Top Time	56.442	143.064 km/h

Lap	Passing Time	Lap Time	Sec1	Sec2	Sec3	km/h
				17.772		
1.	1'03.102	57.532 (4)	40.415	17.117		
2.	2'00.634	57.307 (2)	40.118	17.189		
3.	2'57.941	59.006 (5)	41.576	17.430		
4.	3'56.947	B 57.083 (1)	40.110	16.973		
5.	4'54.030	57.422 (3)	40.003	17.419		
6.	5'51.452	1'13.566 (6)	42.333	31.233		
7.	7'05.018 Pit					



MFJ承認競技会
FUN&RUN! 2-Wheels



2023 FUN&RUN 2-Wheels (鈴鹿サーキット東コース)

Mix Big(EXPERT) 公式予選

2023 / 6 / 17 :



SUZUKA CIRCUIT

個別ラップ表

Weather :Fine

East Course(2,243m)

Track :Dry

No	27	Best Time	1'01.934	130.377 km/h
Name	池田 一仁	Total Time	15'55.894	15 Laps
Team	シンセツレーシング・ミラク	Average Lap Time	1'02.859	
Type	YAMAHA/YZF-R6	Today's Rank	10 / 12	
		Today's Top Time	56.442	143.064 km/h

Lap	Passing Time	Lap Time	Sec1	Sec2	Sec3	km/h
				20.075		
1.	1'15.868					
		1'05.436 (14)	45.914	19.522		
2.	2'21.304					
		1'04.260 (13)	44.760	19.500		
3.	3'25.564					
		1'03.039 (11)	43.951	19.088		
4.	4'28.603					
		1'02.904 (10)	43.715	19.189		
5.	5'31.507					
		1'02.898 (9)	43.918	18.980		
6.	6'34.405					
		1'02.507 (7)	43.533	18.974		
7.	7'36.912					
		B 1'01.934 (1)	43.236	18.698		
8.	8'38.846					
		1'02.723 (8)	43.827	18.896		
9.	9'41.569					
		1'02.106 (2)	43.241	18.865		
10.	10'43.675					
		1'02.221 (4)	43.285	18.936		
11.	11'45.896					
		1'02.154 (3)	43.292	18.862		
12.	12'48.050					
		1'02.294 (5)	43.251	19.043		
13.	13'50.344					
		1'02.495 (6)	43.450	19.045		
14.	14'52.839					
		1'03.055 (12)	43.139	19.916		
15.	15'55.894					



MFJ承認競技会
FUN&RUN! 2-Wheels



2023 FUN&RUN 2-Wheels (鈴鹿サーキット東コース)

Mix Big(EXPERT) 公式予選

2023 / 6 / 17 :



SUZUKA CIRCUIT

個別ラップ表

Weather :Fine

East Course(2,243m)

Track :Dry

No	30	Best Time	1'00.969	132.441 km/h
Name	藤田 誠一	Total Time	15'50.456	15 Laps
Team	FighterPilot&S-GRID	Average Lap Time	1'02.307	
Type	Honda/CBR600RR	Today's Rank	/ 12	
		Today's Top Time	56.442	143.064 km/h

Lap	Passing Time	Lap Time	Sec1	Sec2	Sec3	km/h
1.	1'18.155	1'06.555 (14)				
2.	2'24.710	1'02.046 (9)				
3.	3'26.756	1'02.354 (10)				
4.	4'29.110	1'02.400 (12)				
5.	5'31.510	1'05.070 (13)				
6.	6'36.580	1'01.884 (8)				
7.	7'38.464	1'01.148 (2)				
8.	8'39.612	1'01.422 (4)				
9.	9'41.034	B 1'00.969 (1)				
10.	10'42.003	1'01.308 (3)				
11.	11'43.311	1'01.639 (7)				
12.	12'44.950	1'01.560 (6)				
13.	13'46.510	1'01.552 (5)				
14.	14'48.062	1'02.394 (11)				
15.	15'50.456					



MFJ承認競技会
FUN&RUN! 2-Wheels



2023 FUN&RUN 2-Wheels (鈴鹿サーキット東コース)

Mix Big(EXPERT) 公式予選

2023 / 6 / 17 :



SUZUKA CIRCUIT

個別ラップ表

Weather :Fine

East Course(2,243m)

Track :Dry

No	36	Best Time	1'02.223	129.772 km/h
Name	三村 豊	Total Time	15'37.034	12 Laps
Team	CLUB TTR+(南多気鉄筋)	Average Lap Time	1'18.020	
Type	Kawasaki/ZX-6R	Today's Rank	11 / 12	
		Today's Top Time	56.442	143.064 km/h

Lap	Passing Time	Lap Time	Sec1	Sec2	Sec3	km/h
				18.352		
1.	1'18.805					
		1'04.824 (6)	45.609	19.215		
2.	2'23.629					
		1'03.567 (3)	45.065	18.502		
3.	3'27.196					
		1'02.254 (2)	44.095	18.159		
4.	4'29.450					
		1'04.486 (4)	45.149	19.337		
5.	5'33.936					
		1'04.783 (5)	46.132	18.651		
6.	6'38.719					
		B 1'02.223 (1)	44.017	18.206		
7.	7'40.942					
		1'21.067 (10)	48.775	32.292		
8.	9'02.009	Pit				
		3'12.266 (11)	2'50.663	21.603		
9.	12'14.275					
		1'07.939 (8)	48.520	19.419		
10.	13'22.214					
		1'06.182 (7)	47.059	19.123		
11.	14'28.396					
		1'08.638 (9)	48.289	20.349		
12.	15'37.034					



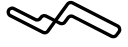
MFJ承認競技会
FUN&RUN! 2-Wheels



2023 FUN&RUN 2-Wheels (鈴鹿サーキット東コース)

Mix Big(EXPERT) 公式予選

2023 / 6 / 17 :



SUZUKA CIRCUIT

個別ラップ表

Weather :Fine

East Course(2,243m)

Track :Dry

No	37	Best Time	59.907	134.789 km/h
Name	西山 純一	Total Time	13'35.849	13 Laps
Team		Average Lap Time	1'02.257	
Type	Kawasaki/ZX-6R	Today's Rank	9 / 12	
		Today's Top Time	56.442	143.064 km/h

Lap	Passing Time	Lap Time	Sec1	Sec2	Sec3	km/h
				18.439		
1.	1'08.759			18.393		
		1'01.175 (11)	42.782	18.393		
2.	2'09.934			18.490		
		1'00.872 (9)	42.382	18.490		
3.	3'10.806			18.320		
		1'00.917 (10)	42.597	18.320		
4.	4'11.723			18.209		
		1'00.561 (3)	42.352	18.209		
5.	5'12.284			18.214		
		1'00.645 (4)	42.431	18.214		
6.	6'12.929			18.080		
		1'00.742 (8)	42.662	18.080		
7.	7'13.671			18.123		
		1'00.672 (7)	42.549	18.123		
8.	8'14.343			17.987		
		59.945 (2)	41.958	17.987		
9.	9'14.288			18.336		
		1'00.650 (5)	42.314	18.336		
10.	10'14.938			17.941		
		1'00.651 (6)	42.710	17.941		
11.	11'15.589			17.938		
		B 59.907 (1)	41.969	17.938		
12.	12'15.496			34.943		
		1'20.353 (12)	45.410	34.943		
13.	13'35.849 Pit					



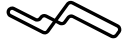
MFJ承認競技会
FUN&RUN! 2-Wheels



2023 FUN&RUN 2-Wheels (鈴鹿サーキット東コース)

Mix Big(EXPERT) 公式予選

2023 / 6 / 17 :



SUZUKA CIRCUIT

個別ラップ表

Weather :Fine

East Course(2,243m)

Track :Dry

No	39	Best Time	58.329	138.435 km/h
Name	前原 匡志	Total Time	12'22.751	12 Laps
Team	ライダーハウス宮島	Average Lap Time	1'01.536	
Type	TRIUMPH/Daytona 675	Today's Rank	5 / 12	
		Today's Top Time	56.442	143.064 km/h

Lap	Passing Time	Lap Time	Sec1	Sec2	Sec3	km/h
						17.977
1.	1'05.855	59.771 (9)	42.048	17.723		
2.	2'05.626	59.442 (8)	41.821	17.621		
3.	3'05.068	58.672 (3)	40.920	17.752		
4.	4'03.740	58.877 (7)	41.409	17.468		
5.	5'02.617	58.781 (5)	41.269	17.512		
6.	6'01.398	B 58.329 (1)	40.774	17.555		
7.	6'59.727	1'06.468 (10)	48.760	17.708		
8.	8'06.195	58.696 (4)	41.156	17.540		
9.	9'04.891	58.791 (6)	41.138	17.653		
10.	10'03.682	58.667 (2)	41.235	17.432		
11.	11'02.349	1'20.402 (11)	43.211	37.191		
12.	12'22.751 Pit					



MFJ承認競技会
FUN&RUN! 2-Wheels



2023 FUN&RUN 2-Wheels (鈴鹿サーキット東コース)

Mix Big(EXPERT) 公式予選

2023 / 6 / 17 :



SUZUKA CIRCUIT

個別ラップ表

Weather :Fine

East Course(2,243m)

Track :Dry

No	43	Best Time	58.400	138.267 km/h
Name	増田 訓士	Total Time	11'04.099	9 Laps
Team	KIT Racing	Average Lap Time	1'15.021	
Type	YAMAHA/YZF-R6	Today's Rank	6 / 12	
		Today's Top Time	56.442	143.064 km/h

Lap	Passing Time	Lap Time	Sec1	Sec2	Sec3	km/h
						17.713
1.	1'03.925	58.895 (3)	41.571	17.324		
2.	2'02.820	59.093 (4)	41.588	17.505		
3.	3'01.913	59.130 (5)	41.509	17.621		
4.	4'01.043	1'15.249 (7)	42.879	32.370		
5.	5'16.292 Pit	2'35.842 (8)	2'18.098	17.744		
6.	7'52.134	58.651 (2)	40.964	17.687		
7.	8'50.785	B 58.400 (1)	40.926	17.474		
8.	9'49.185	1'14.914 (6)	43.420	31.494		
9.	11'04.099 Pit					



MFJ承認競技会
FUN&RUN! 2-Wheels



2023 FUN&RUN 2-Wheels (鈴鹿サーキット東コース)

Mix Big(EXPERT) 公式予選

2023 / 6 / 17 :



SUZUKA CIRCUIT

個別ラップ表

Weather :Fine

East Course(2,243m)

Track :Dry

No	63	Best Time	56.442	143.064 km/h
Name	長尾 俊輔	Total Time	15'01.670	13 Laps
Team	ブルーポイント 悪玉mini倶楽部	Average Lap Time	1'02.946	
Type	YAMAHA/YZF-R6	Today's Rank	1 / 12	
		Today's Top Time	56.442	143.064 km/h

Lap	Passing Time	Lap Time	Sec1	Sec2	Sec3	km/h
				18.527		
1.	2'26.318	59.071 (9)	41.437	17.634		
2.	3'25.389	59.958 (10)	41.838	18.120		
3.	4'25.347	58.024 (8)	40.035	17.989		
4.	5'23.371	56.674 (2)	39.717	16.957		
5.	6'20.045	B 56.442 (1)	39.501	16.941		
6.	7'16.487	57.975 (7)	40.081	17.894		
7.	8'14.462	57.677 (6)	40.114	17.563		
8.	9'12.139	1'16.181 (11)	43.393	32.788		
9.	10'28.320	Pit	1'42.712 (12)	1'24.648	18.064	
10.	12'11.032	56.819 (3)	39.682	17.137		
11.	13'07.851	56.946 (5)	39.847	17.099		
12.	14'04.797	56.873 (4)	39.820	17.053		
13.	15'01.670					



MFJ承認競技会
FUN&RUN! 2-Wheels



2023 FUN&RUN 2-Wheels (鈴鹿サーキット東コース)

Mix Big(EXPERT) 公式予選

2023 / 6 / 17 :



SUZUKA CIRCUIT

個別ラップ表

Weather :Fine

East Course(2,243m)

Track :Dry

No	66	Best Time	59.878	134.854 km/h
Name	前田 義生	Total Time	14'31.062	14 Laps
Team	オートサービス印南+オヤジーズ	Average Lap Time	1'01.370	
Type	Honda/CBR600RR	Today's Rank	8 / 12	
		Today's Top Time	56.442	143.064 km/h

Lap	Passing Time	Lap Time	Sec1	Sec2	Sec3	km/h
				19.789		
1.	1'13.244					
		1'04.102 (13)	44.933	19.169		
2.	2'17.346					
		1'02.337 (12)	43.462	18.875		
3.	3'19.683					
		1'02.069 (11)	43.292	18.777		
4.	4'21.752					
		1'01.522 (9)	42.977	18.545		
5.	5'23.274					
		1'01.472 (8)	43.382	18.090		
6.	6'24.746					
		1'01.350 (7)	42.834	18.516		
7.	7'26.096					
		1'01.200 (5)	42.678	18.522		
8.	8'27.296					
		1'01.639 (10)	43.025	18.614		
9.	9'28.935					
		1'01.221 (6)	42.681	18.540		
10.	10'30.156					
		1'00.589 (4)	42.493	18.096		
11.	11'30.745					
		1'00.419 (3)	42.406	18.013		
12.	12'31.164					
		1'00.020 (2)	42.001	18.019		
13.	13'31.184					
		B 59.878 (1)	41.763	18.115		
14.	14'31.062					



MFJ承認競技会
FUN&RUN! 2-Wheels



2023 FUN&RUN 2-Wheels (鈴鹿サーキット東コース)

Mix Big(EXPERT) 公式予選

2023 / 6 / 17 :



SUZUKA CIRCUIT

個別ラップ表

Weather :Fine

East Course(2,243m)

Track :Dry

No	69	Best Time	56.930	141.837 km/h
Name	永井 一幸	Total Time	15'20.508	14 Laps
Team	KIT racing	Average Lap Time	1'05.852	
Type	YAMAHA/YZF-R6	Today's Rank	2 / 12	
		Today's Top Time	56.442	143.064 km/h

Lap	Passing Time	Lap Time	Sec1	Sec2	Sec3	km/h
				17.912		
1.	1'04.425	58.847 (7)	41.330	17.517		
2.	2'03.272	58.788 (6)	41.240	17.548		
3.	3'02.060	B 56.930 (1)	39.524	17.406		
4.	3'58.990	1'07.619 (10)	40.258	27.361		
5.	5'06.609	Pit	1'32.249 (12)	1'13.631	18.618	
6.	6'38.858	59.606 (9)	41.390	18.216		
7.	7'38.464	57.643 (4)	40.386	17.257		
8.	8'36.107	58.549 (5)	40.550	17.999		
9.	9'34.656	1'12.856 (11)	41.188	31.668		
10.	10'47.512	Pit	1'39.353 (13)	1'21.270	18.083	
11.	12'26.865	57.105 (2)	39.545	17.560		
12.	13'23.970	59.111 (8)	41.456	17.655		
13.	14'23.081	57.427 (3)	39.910	17.517		
14.	15'20.508					



MFJ承認競技会
FUN&RUN! 2-Wheels



2023 FUN&RUN 2-Wheels (鈴鹿サーキット東コース)

Mix Big(EXPERT) 公式予選

2023 / 6 / 17 :



SUZUKA CIRCUIT

個別ラップ表

Weather :Fine
Track :Dry

East Course(2,243m)

No	4	Best Time	55.604	145.220 km/h
Name	久積 基宏	Total Time	14'06.838	14 Laps
Team	Racing DRAG	Average Lap Time	57.977	
Type	Kawasaki/ZX-10R	Today's Rank	2 / 6	
		Today's Top Time	53.940	149.700 km/h

Lap	Passing Time	Lap Time	Sec1	Sec2	Sec3	km/h
				18.192		
1.	1'33.129					
2.	2'33.672	1'00.543 (12)	42.560	17.983		
3.	3'29.504	55.832 (6)	38.970	16.862		
4.	4'28.010	58.506 (11)	40.807	17.699		
5.	5'25.734	57.724 (10)	40.484	17.240		
6.	6'22.359	56.625 (8)	39.632	16.993		
7.	7'18.071	55.712 (4)	38.833	16.879		
8.	8'14.412	56.341 (7)	38.850	17.491		
9.	9'11.546	57.134 (9)	39.554	17.580		
10.	10'07.299	55.753 (5)	38.868	16.885		
11.	11'02.974	55.675 (2)	38.700	16.975		
12.	11'58.578	B 55.604 (1)	38.651	16.953		
13.	12'54.260	55.682 (3)	38.713	16.969		
14.	14'06.838 Pit	1'12.578 (13)	43.723	28.855		



MFJ承認競技会
FUN&RUN! 2-Wheels



2023 FUN&RUN 2-Wheels (鈴鹿サーキット東コース)

Mix Big(EXPERT) 公式予選

2023 / 6 / 17 :



SUZUKA CIRCUIT

個別ラップ表

Weather :Fine

East Course(2,243m)

Track :Dry

No	10	Best Time	57.777	139.758 km/h
Name	齋藤 健太	Total Time	10'30.496	10 Laps
Team	DIYレーシング	Average Lap Time	1'01.870	
Type	SUZUKI/GSX-R1000R	Today's Rank	5 / 6	
		Today's Top Time	53.940	149.700 km/h

Lap	Passing Time	Lap Time	Sec1	Sec2	Sec3	km/h
				19.462		
1.	1'13.659					
		1'00.753 (8)	42.707	18.046		
2.	2'14.412					
		59.662 (7)	41.534	18.128		
3.	3'14.074					
		59.053 (5)	41.016	18.037		
4.	4'13.127					
		59.329 (6)	41.189	18.140		
5.	5'12.456					
		58.178 (4)	40.584	17.594		
6.	6'10.634					
		58.047 (2)	40.403	17.644		
7.	7'08.681					
		B 57.777 (1)	40.118	17.659		
8.	8'06.458					
		58.152 (3)	40.639	17.513		
9.	9'04.610					
		1'25.886 (9)	50.973	34.913		
10.	10'30.496 Pit					



MFJ承認競技会
FUN&RUN! 2-Wheels



2023 FUN&RUN 2-Wheels (鈴鹿サーキット東コース)

Mix Big(EXPERT) 公式予選

2023 / 6 / 17 :



SUZUKA CIRCUIT

個別ラップ表

Weather :Fine

East Course(2,243m)

Track :Dry

No	24	Best Time	53.940	149.700 km/h
Name	吉田 和憲	Total Time	15'21.451	12 Laps
Team	icu racing team	Average Lap Time	1'17.316	
Type	YAMAHA/YZF-R1	Today's Rank	1 / 6	
		Today's Top Time	53.940	149.700 km/h

Lap	Passing Time	Lap Time	Sec1	Sec2	Sec3	km/h
						17.713
1.	1'10.965					
		57.751 (8)	40.679	17.072		
2.	2'08.716					
		55.194 (6)	38.209	16.985		
3.	3'03.910					
		55.003 (5)	38.229	16.774		
4.	3'58.913					
		54.119 (3)	37.757	16.362		
5.	4'53.032					
		54.444 (4)	37.411	17.033		
6.	5'47.476					
		54.101 (2)	37.598	16.503		
7.	6'41.577					
		1'06.780 (9)	41.775	25.005		
8.	7'48.357	Pit				
		4'29.537 (11)	4'12.348	17.189		
9.	12'17.894					
		57.703 (7)	40.595	17.108		
10.	13'15.597					
		B 53.940 (1)	37.624	16.316		
11.	14'09.537					
		1'11.914 (10)	43.169	28.745		
12.	15'21.451	Pit				



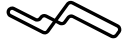
MFJ承認競技会
FUN&RUN! 2-Wheels



2023 FUN&RUN 2-Wheels (鈴鹿サーキット東コース)

Mix Big(EXPERT) 公式予選

2023 / 6 / 17 :



SUZUKA CIRCUIT

個別ラップ表

Weather :Fine

East Course(2,243m)

Track :Dry

No	40	Best Time	58.088	139.010 km/h
Name	岩崎 準史	Total Time	11'01.450	8 Laps
Team	interceptor with TECH-R	Average Lap Time	1'19.686	
Type	Kawasaki/ZX-10R	Today's Rank	6 / 6	
		Today's Top Time	53.940	149.700 km/h

Lap	Passing Time	Lap Time	Sec1	Sec2	Sec3	km/h
1.	1'43.643			19.069		
		59.751 (4)	41.770	17.981		
2.	2'43.394					
		58.897 (3)	41.185	17.712		
3.	3'42.291					
		58.696 (2)	40.780	17.916		
4.	4'40.987					
		1'21.174 (6)	44.074	37.100		
5.	6'02.161	Pit				
		2'45.921 (7)	2'27.791	18.130		
6.	8'48.082					
		B 58.088 (1)	40.244	17.844		
7.	9'46.170					
		1'15.280 (5)	42.055	33.225		
8.	11'01.450	Pit				



MFJ承認競技会
FUN&RUN! 2-Wheels



2023 FUN&RUN 2-Wheels (鈴鹿サーキット東コース)

Mix Big(EXPERT) 公式予選

2023 / 6 / 17 :



SUZUKA CIRCUIT

個別ラップ表

Weather :Fine

East Course(2,243m)

Track :Dry

No	55	Best Time	55.973	144.262 km/h
Name	野々村 誠司	Total Time	15'32.484	15 Laps
Team	チーム☆のんびり	Average Lap Time	1'01.835	
Type	YAMAHA/YZF-R1	Today's Rank	3 / 6	
		Today's Top Time	53.940	149.700 km/h

Lap	Passing Time	Lap Time	Sec1	Sec2	Sec3	km/h
				18.082		
1.	1'06.786					
		57.624 (10)	40.358	17.266		
2.	2'04.410					
		57.974 (11)	40.368	17.606		
3.	3'02.384					
		55.984 (2)	38.727	17.257		
4.	3'58.368					
		56.191 (3)	39.157	17.034		
5.	4'54.559					
		57.160 (7)	39.666	17.494		
6.	5'51.719					
		57.456 (8)	39.814	17.642		
7.	6'49.175					
		56.519 (4)	38.677	17.842		
8.	7'45.694					
		57.614 (9)	40.058	17.556		
9.	8'43.308					
		56.969 (6)	39.329	17.640		
10.	9'40.277					
		56.717 (5)	38.574	18.143		
11.	10'36.994					
		B 55.973 (1)	38.839	17.134		
12.	11'32.967					
		1'21.826 (13)	42.200	39.626		
13.	12'54.793	Pit				
		1'37.574 (14)	1'19.236	18.338		
14.	14'32.367					
		1'00.117 (12)	41.427	18.690		
15.	15'32.484					



MFJ承認競技会
FUN&RUN! 2-Wheels



2023 FUN&RUN 2-Wheels (鈴鹿サーキット東コース)

Mix Big(EXPERT) 公式予選

2023 / 6 / 17 :



SUZUKA CIRCUIT

個別ラップ表

Weather :Fine

East Course(2,243m)

Track :Dry

No	84	Best Time	56.708	142.393 km/h
Name	井沼 真樹	Total Time	12'09.527	10 Laps
Team	ライダーハウス宮島	Average Lap Time	1'14.400	
Type	SUZUKI/GSX-R1000	Today's Rank	4 / 6	
		Today's Top Time	53.940	149.700 km/h

Lap	Passing Time	Lap Time	Sec1	Sec2	Sec3	km/h
				17.802		
1.	59.923	57.984 (6)	40.692	17.292		
2.	1'57.907	B 56.708 (1)	39.772	16.936		
3.	2'54.615	1'18.696 (7)	41.833	36.863		
4.	4'13.311	Pit 2'44.418 (9)	2'26.826	17.592		
5.	6'57.729	56.998 (4)	39.809	17.189		
6.	7'54.727	56.924 (3)	39.638	17.286		
7.	8'51.651	57.549 (5)	40.337	17.212		
8.	9'49.200	56.774 (2)	39.654	17.120		
9.	10'45.974	1'23.553 (8)	42.744	40.809		
10.	12'09.527	Pit				



MFJ承認競技会
FUN&RUN! 2-Wheels



2023 FUN&RUN 2-Wheels (鈴鹿サーキット東コース)

Mix Big(EXPERT) 公式予選

2023 / 6 / 17 :



SUZUKA CIRCUIT

個別ラップ表

Weather :Fine

East Course(2,243m)

Track :Dry

No	5	Best Time	57.251	141.042 km/h
Name	高橋 洋之	Total Time	8'12.140	8 Laps
Team	シンセツレーシング	Average Lap Time	1'01.390	
Type	YAMAHA/YZF-R6	Today's Rank	2 / 3	
		Today's Top Time	55.071	146.625 km/h

Lap	Passing Time	Lap Time	Sec1	Sec2	Sec3	km/h
1.	1'02.409			17.537		
2.	2'00.323	57.914 (3)	40.343	17.571		
3.	2'57.574	B 57.251 (1)	39.950	17.301		
4.	3'55.498	57.924 (4)	40.318	17.606		
5.	4'53.074	57.576 (2)	40.084	17.492		
6.	5'51.099	58.025 (5)	40.253	17.772		
7.	6'49.177	58.078 (6)	40.209	17.869		
8.	8'12.140 Pit	1'22.963 (7)	42.520	40.443		



MFJ承認競技会
FUN&RUN! 2-Wheels



2023 FUN&RUN 2-Wheels (鈴鹿サーキット東コース)

Mix Big(EXPERT) 公式予選

2023 / 6 / 17 :



SUZUKA CIRCUIT

個別ラップ表

Weather :Fine

East Course(2,243m)

Track :Dry

No	41	Best Time	55.071	146.625 km/h
Name	松永 修	Total Time	7'58.020	8 Laps
Team	TeamマツナガKDC&ysp名古屋北	Average Lap Time	59.555	
Type	YAMAHA/YZF-R6	Today's Rank	1 / 3	
		Today's Top Time	55.071	146.625 km/h

Lap	Passing Time	Lap Time	Sec1	Sec2	Sec3	km/h
				17.677		
1.	1'01.131	57.030 (4)	39.645	17.385		
2.	1'58.161	57.705 (6)	39.737	17.968		
3.	2'55.866	57.584 (5)	40.354	17.230		
4.	3'53.450	55.731 (2)	38.777	16.954		
5.	4'49.181	B 55.071 (1)	38.208	16.863		
6.	5'44.252	55.795 (3)	38.831	16.964		
7.	6'40.047	1'17.973 (7)	45.950	32.023		
8.	7'58.020 Pit					



MFJ承認競技会
FUN&RUN! 2-Wheels



2023 FUN&RUN 2-Wheels (鈴鹿サーキット東コース)

Mix Big(EXPERT) 公式予選

2023 / 6 / 17 :



SUZUKA CIRCUIT

個別ラップ表

Weather :Fine

East Course(2,243m)

Track :Dry

No	57	Best Time	57.581	140.234 km/h
Name	尾畑 貞幸	Total Time	11'10.464	11 Laps
Team	チームモトクラッシュ&MH企画	Average Lap Time	1'00.544	
Type	YAMAHA/YZF-R6	Today's Rank	3 / 3	
		Today's Top Time	55.071	146.625 km/h

Lap	Passing Time	Lap Time	Sec1	Sec2	Sec3	km/h
				18.066		
1.	1'05.023	58.824 (6)	41.222	17.602		
2.	2'03.847	59.058 (8)	41.255	17.803		
3.	3'02.905	58.614 (5)	40.885	17.729		
4.	4'01.519	59.747 (9)	42.033	17.714		
5.	5'01.266	58.018 (3)	40.603	17.415		
6.	5'59.284	58.975 (7)	41.093	17.882		
7.	6'58.259	58.072 (4)	40.548	17.524		
8.	7'56.331	57.655 (2)	40.197	17.458		
9.	8'53.986	B 57.581 (1)	40.224	17.357		
10.	9'51.567	1'18.897 (10)	48.220	30.677		
11.	11'10.464	Pit				



MFJ承認競技会
FUN&RUN! 2-Wheels



2023 FUN&RUN 2-Wheels (鈴鹿サーキット東コース)

Mix Big(EXPERT) 公式予選

2023 / 6 / 17 :



SUZUKA CIRCUIT

個別ラップ表

Weather :Fine

East Course(2,243m)

Track :Dry

No	19	Best Time	56.697	142.420 km/h
Name	八木 純也	Total Time	15'13.606	15 Laps
Team	JDC・KFライムグリーン	Average Lap Time	1'00.946	
Type	Kawasaki/ZX-10R	Today's Rank	1 / 3	
		Today's Top Time	56.697	142.420 km/h

Lap	Passing Time	Lap Time	Sec1	Sec2	Sec3	km/h
				17.852		
1.	1'00.354					
		59.101 (12)	41.927	17.174		
2.	1'59.455					
		57.100 (6)	39.995	17.105		
3.	2'56.555					
		57.270 (7)	39.984	17.286		
4.	3'53.825					
		56.798 (2)	39.733	17.065		
5.	4'50.623					
		56.996 (4)	39.493	17.503		
6.	5'47.619					
		57.069 (5)	39.803	17.266		
7.	6'44.688					
		57.938 (10)	39.989	17.949		
8.	7'42.626					
		1'09.040 (13)	42.991	26.049		
9.	8'51.666	Pit				
		1'34.838 (14)	1'17.558	17.280		
10.	10'26.504					
		B 56.697 (1)	39.684	17.013		
11.	11'23.201					
		58.472 (11)	40.926	17.546		
12.	12'21.673					
		57.533 (9)	40.161	17.372		
13.	13'19.206					
		57.502 (8)	40.262	17.240		
14.	14'16.708					
		56.898 (3)	39.585	17.313		
15.	15'13.606					



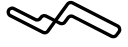
MFJ承認競技会
FUN&RUN! 2-Wheels



2023 FUN&RUN 2-Wheels (鈴鹿サーキット東コース)

Mix Big(EXPERT) 公式予選

2023 / 6 / 17 :



SUZUKA CIRCUIT

個別ラップ表

Weather :Fine

East Course(2,243m)

Track :Dry

No	77	Best Time	1'02.974	128.224 km/h
Name	杉浦 康寛	Total Time	15'02.574	12 Laps
Team	RH宮島&アイシエト	Average Lap Time	1'15.445	
Type	BMW/S1000RR	Today's Rank	3 / 3	
		Today's Top Time	56.697	142.420 km/h

Lap	Passing Time	Lap Time	Sec1	Sec2	Sec3	km/h
				19.576		
1.	1'12.676	1'04.314 (5)	45.385	18.929		
2.	2'16.990	1'04.036 (3)	45.019	19.017		
3.	3'21.026	1'05.637 (8)	45.966	19.671		
4.	4'26.663	1'04.188 (4)	45.138	19.050		
5.	5'30.851	1'04.357 (6)	44.527	19.830		
6.	6'35.208	1'19.669 (9)	48.509	31.160		
7.	7'54.877 Pit	2'24.167 (11)	2'04.700	19.467		
8.	10'19.044	B 1'02.974 (1)	44.467	18.507		
9.	11'22.018	1'04.449 (7)	45.356	19.093		
10.	12'26.467	1'03.573 (2)	45.041	18.532		
11.	13'30.040	1'32.534 (10)	1'00.515	32.019		
12.	15'02.574 Pit					



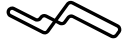
MFJ承認競技会
FUN&RUN! 2-Wheels



2023 FUN&RUN 2-Wheels (鈴鹿サーキット東コース)

Mix Big(EXPERT) 公式予選

2023 / 6 / 17 :



SUZUKA CIRCUIT

個別ラップ表

Weather :Fine

East Course(2,243m)

Track :Dry

No	81	Best Time	58.178	138.795 km/h
Name	亀田 啓明	Total Time	5'23.461	5 Laps
Team	Team DUCAFE with de'LIGHT ASIA	Average Lap Time	1'04.033	
Type	DUCATI/Panigale V4R	Today's Rank	2 / 3	
		Today's Top Time	56.697	142.420 km/h

Lap	Passing Time	Lap Time	Sec1	Sec2	Sec3	km/h
				18.269		
1.	1'07.328	58.655 (2)	41.080	17.575		
2.	2'05.983	B 58.178 (1)	40.464	17.714		
3.	3'04.161	58.845 (3)	41.150	17.695		
4.	4'03.006	1'20.455 (4)	46.452	34.003		
5.	5'23.461 Pit					



MFJ承認競技会
FUN&RUN! 2-Wheels



2023 FUN&RUN 2-Wheels (鈴鹿サーキット東コース)

Mix Big(EXPERT) 公式予選

2023 / 6 / 17 :



SUZUKA CIRCUIT

個別ラップ表

Weather :Fine

East Course(2,243m)

Track :Dry

No	87	Best Time	57.498	140.436 km/h
Name	吉田 裕文	Total Time	15'27.180	15 Laps
Team	のぼのぼレーシングwithトカティ京都	Average Lap Time	1'00.019	
Type	DUCATI/959Panigale	Today's Rank	1 / 1	
		Today's Top Time	57.498	140.436 km/h

Lap	Passing Time	Lap Time	Sec1	Sec2	Sec3	km/h
						18.572
1.	1'26.905					
		59.862 (11)	41.994	17.868		
2.	2'26.767					
		1'00.480 (13)	42.085	18.395		
3.	3'27.247					
		59.913 (12)	42.195	17.718		
4.	4'27.160					
		58.534 (9)	40.854	17.680		
5.	5'25.694					
		59.303 (10)	41.178	18.125		
6.	6'24.997					
		58.268 (7)	40.647	17.621		
7.	7'23.265					
		58.045 (3)	40.424	17.621		
8.	8'21.310					
		57.672 (2)	40.233	17.439		
9.	9'18.982					
		58.447 (8)	40.620	17.827		
10.	10'17.429					
		58.201 (6)	40.393	17.808		
11.	11'15.630					
		58.066 (4)	40.174	17.892		
12.	12'13.696					
		B 57.498 (1)	40.123	17.375		
13.	13'11.194					
		58.104 (5)	40.502	17.602		
14.	14'09.298					
		1'17.882 (14)	46.422	31.460		
15.	15'27.180 Pit					

