



MFJ承認競技会
FUN&RUN! 2-Wheels



2023 FUN&RUN 2-Wheels (鈴鹿サーキット東コース)

Mix Small(EXPERT) 決勝レース

2023 / 6 / 17 :



SUZUKA CIRCUIT

個別ラップ表

Weather :Fine

East Course(2,243m)

Track :Dry

No	3	Best Time	1'00.340	133.822 km/h
Name	愛甲 正吾	Total Time	10'11.106	10 Laps
Team		Average Lap Time	1'00.845	
Type	YAMAHA/FZR400RR	Today's Rank	1 / 9	
		Today's Top Time	1'00.340	133.822 km/h

Lap	Passing Time	Lap Time	Sec1	Sec2	Sec3	km/h
			45.343	18.157		
1.	1'03.500					
		1'01.680 (9)	43.086	18.594		
2.	2'05.180					
		1'00.522 (2)	42.311	18.211		
3.	3'05.702					
		1'00.839 (6)	42.650	18.189		
4.	4'06.541					
		1'00.524 (3)	42.318	18.206		
5.	5'07.065					
		B 1'00.340 (1)	42.185	18.155		
6.	6'07.405					
		1'00.904 (7)	42.533	18.371		
7.	7'08.309					
		1'01.371 (8)	42.817	18.554		
8.	8'09.680					
		1'00.721 (5)	42.552	18.169		
9.	9'10.401					
		1'00.705 (4)	42.580	18.125		
10.	10'11.106					



MFJ承認競技会
FUN&RUN! 2-Wheels



2023 FUN&RUN 2-Wheels (鈴鹿サーキット東コース)

Mix Small(EXPERT) 決勝レース

2023 / 6 / 17 :



SUZUKA CIRCUIT

個別ラップ表

Weather :Fine

East Course(2,243m)

Track :Dry

No	6	Best Time	1'00.851	132.698 km/h
Name	丹後 明義	Total Time	10'14.961	10 Laps
Team	TEAM A&S	Average Lap Time	1'01.482	
Type	Honda/NSR250R	Today's Rank	3 / 9	
		Today's Top Time	1'00.340	133.822 km/h

Lap	Passing Time	Lap Time	Sec1	Sec2	Sec3	km/h
			43.450	18.167		
1.	1'01.617					
		1'01.710 (8)	43.478	18.232		
2.	2'03.327					
		1'01.461 (5)	43.269	18.192		
3.	3'04.788					
		1'01.682 (7)	43.281	18.401		
4.	4'06.470					
		1'01.226 (2)	42.980	18.246		
5.	5'07.696					
		B 1'00.851 (1)	42.840	18.011		
6.	6'08.547					
		1'01.247 (3)	43.238	18.009		
7.	7'09.794					
		1'02.258 (9)	43.082	19.176		
8.	8'12.052					
		1'01.465 (6)	43.243	18.222		
9.	9'13.517					
		1'01.444 (4)	43.148	18.296		
10.	10'14.961					



MFJ承認競技会
FUN&RUN! 2-Wheels



2023 FUN&RUN 2-Wheels (鈴鹿サーキット東コース)

Mix Small(EXPERT) 決勝レース

2023 / 6 / 17 :



SUZUKA CIRCUIT

個別ラップ表

Weather :Fine

East Course(2,243m)

Track :Dry

No	21	Best Time	1'05.004	124.220 km/h
Name	田辺 学	Total Time	9'53.960	9 Laps
Team	モトクラッシュ&シンセツレーシング* &モトキッズ*	Average Lap Time	1'05.746	
Type	Honda/NSR250R	Today's Rank	8 / 9	
		Today's Top Time	1'00.340	133.822 km/h

Lap	Passing Time	Lap Time	Sec1	Sec2	Sec3	km/h
			48.798	19.190		
1.	1'07.988	B 1'05.004 (1)	46.058	18.946		
2.	2'12.992	1'05.633 (4)	46.362	19.271		
3.	3'18.625	1'05.757 (6)	46.632	19.125		
4.	4'24.382	1'05.510 (2)	46.231	19.279		
5.	5'29.892	1'05.659 (5)	46.329	19.330		
6.	6'35.551	1'06.585 (8)	46.799	19.786		
7.	7'42.136	1'06.269 (7)	46.829	19.440		
8.	8'48.405	1'05.555 (3)	46.441	19.114		
9.	9'53.960					



MFJ承認競技会
FUN&RUN! 2-Wheels



2023 FUN&RUN 2-Wheels (鈴鹿サーキット東コース)

Mix Small(EXPERT) 決勝レース

2023 / 6 / 17 :



SUZUKA CIRCUIT

個別ラップ表

Weather :Fine

East Course(2,243m)

Track :Dry

No	46	Best Time	1'02.340	129.528 km/h
Name	前田 晃治	Total Time	10'28.332	10 Laps
Team	MAEDA AUTO RACING	Average Lap Time	1'02.846	
Type	YAMAHA/YZF-R7	Today's Rank	7 / 9	
		Today's Top Time	1'00.340	133.822 km/h

Lap	Passing Time	Lap Time	Sec1	Sec2	Sec3	km/h
			44.200	18.513		
1.	1'02.713	B 1'02.340 (1)	43.774	18.566		
2.	2'05.053	1'02.793 (4)	43.755	19.038		
3.	3'07.846	1'02.927 (6)	44.012	18.915		
4.	4'10.773	1'02.888 (5)	44.022	18.866		
5.	5'13.661	1'03.091 (8)	44.154	18.937		
6.	6'16.752	1'02.603 (2)	43.892	18.711		
7.	7'19.355	1'02.955 (7)	43.811	19.144		
8.	8'22.310	1'03.396 (9)	43.985	19.411		
9.	9'25.706	1'02.626 (3)	43.877	18.749		
10.	10'28.332					



MFJ承認競技会
FUN&RUN! 2-Wheels



2023 FUN&RUN 2-Wheels (鈴鹿サーキット東コース)

Mix Small(EXPERT) 決勝レース

2023/6/17 :



SUZUKA CIRCUIT

個別ラップ表

Weather :Fine

East Course(2,243m)

Track :Dry

No	76	Best Time	1'01.421	131.466 km/h
Name	竹廣 草生	Total Time	10'26.129	10 Laps
Team	Evolution RT	Average Lap Time	1'02.550	
Type	KAWASAKI/Ninja400	Today's Rank	4 / 9	
		Today's Top Time	1'00.340	133.822 km/h

Lap	Passing Time	Lap Time	Sec1	Sec2	Sec3	km/h
			44.602	18.570		
1.	1'03.172					
		1'02.248 (3)	43.701	18.547		
2.	2'05.420					
		1'02.585 (4)	43.571	19.014		
3.	3'08.005					
		1'03.087 (8)	44.075	19.012		
4.	4'11.092					
		1'02.782 (6)	43.897	18.885		
5.	5'13.874					
		1'03.064 (7)	44.232	18.832		
6.	6'16.938					
		1'02.699 (5)	44.102	18.597		
7.	7'19.637					
		1'03.118 (9)	43.734	19.384		
8.	8'22.755					
		1'01.953 (2)	43.629	18.324		
9.	9'24.708					
		B 1'01.421 (1)	43.105	18.316		
10.	10'26.129					



MFJ承認競技会
FUN&RUN! 2-Wheels



2023 FUN&RUN 2-Wheels (鈴鹿サーキット東コース)

Mix Small(EXPERT) 決勝レース

2023 / 6 / 17 :



SUZUKA CIRCUIT

個別ラップ表

Weather :Fine

East Course(2,243m)

Track :Dry

No	77	Best Time	1'01.892	130.466 km/h
Name	芝井 賢一	Total Time	10'28.567	10 Laps
Team	RTモートルエンジニア+T2R	Average Lap Time	1'02.690	
Type	Honda/NSR250R	Today's Rank	6 / 9	
		Today's Top Time	1'00.340	133.822 km/h

Lap	Passing Time	Lap Time	Sec1	Sec2	Sec3	km/h
			45.993	18.363		
1.	1'04.356					
		1'01.976 (2)	43.512	18.464		
2.	2'06.332					
		B 1'01.892 (1)	43.185	18.707		
3.	3'08.224					
		1'02.705 (4)	43.682	19.023		
4.	4'10.929					
		1'03.101 (8)	44.055	19.046		
5.	5'14.030					
		1'03.078 (7)	43.964	19.114		
6.	6'17.108					
		1'02.838 (6)	43.937	18.901		
7.	7'19.946					
		1'03.193 (9)	43.724	19.469		
8.	8'23.139					
		1'02.799 (5)	43.362	19.437		
9.	9'25.938					
		1'02.629 (3)	43.820	18.809		
10.	10'28.567					



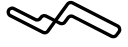
MFJ承認競技会
FUN&RUN! 2-Wheels



2023 FUN&RUN 2-Wheels (鈴鹿サーキット東コース)

Mix Small(EXPERT) 決勝 レース

2023 / 6 / 17 :



SUZUKA CIRCUIT

個別ラップ表

Weather :Fine

East Course(2,243m)

Track :Dry

No	83	Best Time	1'01.556	131.178 km/h
Name	栗林 秀典	Total Time	10'27.099	10 Laps
Team	クワカレ&T2レーシング	Average Lap Time	1'02.572	
Type	Honda/NSR250R	Today's Rank	5 / 9	
		Today's Top Time	1'00.340	133.822 km/h

Lap	Passing Time	Lap Time	Sec1	Sec2	Sec3	km/h
			45.715	18.228		
1.	1'03.943					
		1'02.397 (4)	43.466	18.931		
2.	2'06.340					
		1'02.175 (2)	43.318	18.857		
3.	3'08.515					
		1'02.772 (5)	43.731	19.041		
4.	4'11.287					
		1'02.930 (6)	43.940	18.990		
5.	5'14.217					
		1'03.009 (8)	44.062	18.947		
6.	6'17.226					
		1'02.345 (3)	43.624	18.721		
7.	7'19.571					
		1'02.952 (7)	43.703	19.249		
8.	8'22.523					
		B 1'01.556 (1)	43.204	18.352		
9.	9'24.079					
		1'03.020 (9)	43.821	19.199		
10.	10'27.099					



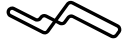
MFJ承認競技会
FUN&RUN! 2-Wheels



2023 FUN&RUN 2-Wheels (鈴鹿サーキット東コース)

Mix Small(EXPERT) 決勝レース

2023 / 6 / 17 :



SUZUKA CIRCUIT

個別ラップ表

Weather :Fine

East Course(2,243m)

Track :Dry

No	96	Best Time	1'00.611	133.223 km/h
Name	畔柳 章	Total Time	10'11.665	10 Laps
Team	CLUBモトラホ EJ&遠心	Average Lap Time	1'00.909	
Type	YAMAHA/FZR400RR SP	Today's Rank	2 / 9	
		Today's Top Time	1'00.340	133.822 km/h

Lap	Passing Time	Lap Time	Sec1	Sec2	Sec3	km/h
			44.958	18.522		
1.	1'03.480					
		1'00.661 (2)	42.803	17.858		
2.	2'04.141					
		1'00.945 (7)	42.870	18.075		
3.	3'05.086					
		1'00.682 (3)	42.640	18.042		
4.	4'05.768					
		B 1'00.611 (1)	42.721	17.890		
5.	5'06.379					
		1'00.742 (5)	42.419	18.323		
6.	6'07.121					
		1'01.585 (9)	43.070	18.515		
7.	7'08.706					
		1'01.504 (8)	42.677	18.827		
8.	8'10.210					
		1'00.682 (3)	42.563	18.119		
9.	9'10.892					
		1'00.773 (6)	42.288	18.485		
10.	10'11.665					



MFJ承認競技会
FUN&RUN! 2-Wheels



2023 FUN&RUN 2-Wheels (鈴鹿サーキット東コース)

Mix Small(EXPERT) 決勝レース

2023 / 6 / 17 :



SUZUKA CIRCUIT

個別ラップ表

Weather :Fine

East Course(2,243m)

Track :Dry

No	11	Best Time	1'01.028	132.313 km/h
Name	矢野 正幸	Total Time	10'15.098	10 Laps
Team	TEAMばわくらふと & 新プロジェクト	Average Lap Time	1'01.341	
Type	HARC-PRO/HP250	Today's Rank	1 / 1	
		Today's Top Time	1'01.028	132.313 km/h

Lap	Passing Time	Lap Time	Sec1	Sec2	Sec3	km/h
			44.431	18.598		
1.	1'03.029					
		1'02.688 (9)	44.161	18.527		
2.	2'05.717					
		1'01.330 (7)	43.103	18.227		
3.	3'07.047					
		1'01.061 (3)	43.177	17.884		
4.	4'08.108					
		1'01.060 (2)	42.963	18.097		
5.	5'09.168					
		B 1'01.028 (1)	43.033	17.995		
6.	6'10.196					
		1'01.066 (4)	43.245	17.821		
7.	7'11.262					
		1'01.091 (5)	42.958	18.133		
8.	8'12.353					
		1'01.300 (6)	43.023	18.277		
9.	9'13.653					
		1'01.445 (8)	43.254	18.191		
10.	10'15.098					



MFJ承認競技会
FUN&RUN! 2-Wheels



2023 FUN&RUN 2-Wheels (鈴鹿サーキット東コース)

Mix Small(EXPERT) 決勝レース

2023 / 6 / 17 :



SUZUKA CIRCUIT

個別ラップ表

Weather :Fine

East Course(2,243m)

Track :Dry

No	22	Best Time	56.965	141.750 km/h
Name	岸田 尊陽	Total Time	9'33.079	10 Laps
Team	NCK Honda Team	Average Lap Time	57.395	
Type	Honda/RVF/NC35	Today's Rank	1 / 5	
		Today's Top Time	56.965	141.750 km/h

Lap	Passing Time	Lap Time	Sec1	Sec2	Sec3	km/h
			39.542	16.975		
1.	56.517	B 56.965 (1)	39.901	17.064		
2.	1'53.482	57.261 (5)	40.148	17.113		
3.	2'50.743	57.090 (3)	40.116	16.974		
4.	3'47.833	57.297 (6)	40.093	17.204		
5.	4'45.130	57.125 (4)	40.079	17.046		
6.	5'42.255	57.052 (2)	39.984	17.068		
7.	6'39.307	57.782 (8)	40.446	17.336		
8.	7'37.089	58.341 (9)	40.181	18.160		
9.	8'35.430	57.649 (7)	40.613	17.036		
10.	9'33.079					



MFJ承認競技会
FUN&RUN! 2-Wheels



2023 FUN&RUN 2-Wheels (鈴鹿サーキット東コース)

Mix Small(EXPERT) 決勝レース

2023 / 6 / 17 :



SUZUKA CIRCUIT

個別ラップ表

Weather :Fine

East Course(2,243m)

Track :Dry

No	38	Best Time	57.449	140.556 km/h
Name	宮島 伸也	Total Time	9'38.976	10 Laps
Team	ライダーハウス宮島	Average Lap Time	57.959	
Type	Kawasaki/ZX-R400	Today's Rank	2 / 5	
		Today's Top Time	56.965	141.750 km/h

Lap	Passing Time	Lap Time	Sec1	Sec2	Sec3	km/h
			40.098	17.244		
1.	57.342					
		57.870 (6)	40.713	17.157		
2.	1'55.212					
		57.728 (4)	40.517	17.211		
3.	2'52.940					
		B 57.449 (1)	40.350	17.099		
4.	3'50.389					
		57.613 (2)	40.459	17.154		
5.	4'48.002					
		57.709 (3)	40.444	17.265		
6.	5'45.711					
		57.822 (5)	40.562	17.260		
7.	6'43.533					
		58.314 (7)	40.659	17.655		
8.	7'41.847					
		58.344 (8)	40.828	17.516		
9.	8'40.191					
		58.785 (9)	41.330	17.455		
10.	9'38.976					



MFJ承認競技会
FUN&RUN! 2-Wheels



2023 FUN&RUN 2-Wheels (鈴鹿サーキット東コース)

Mix Small(EXPERT) 決勝レース

2023 / 6 / 17 :



SUZUKA CIRCUIT

個別ラップ表

Weather :Fine

East Course(2,243m)

Track :Dry

No	44	Best Time	59.283	136.208 km/h
Name	清水 省作	Total Time	9'58.005	10 Laps
Team	ライダーハウス宮島	Average Lap Time	59.791	
Type	Honda/NSR250R	Today's Rank	3 / 5	
		Today's Top Time	56.965	141.750 km/h

Lap	Passing Time	Lap Time	Sec1	Sec2	Sec3	km/h
			42.061	17.818		
1.	59.879					
		1'00.310 (9)	42.398	17.912		
2.	2'00.189					
		59.845 (6)	41.832	18.013		
3.	3'00.034					
		59.850 (7)	41.955	17.895		
4.	3'59.884					
		59.782 (5)	41.905	17.877		
5.	4'59.666					
		59.598 (2)	41.884	17.714		
6.	5'59.264					
		B 59.283 (1)	41.499	17.784		
7.	6'58.547					
		1'00.031 (8)	41.585	18.446		
8.	7'58.578					
		59.729 (4)	41.609	18.120		
9.	8'58.307					
		59.698 (3)	41.626	18.072		
10.	9'58.005					



MFJ承認競技会
FUN&RUN! 2-Wheels



2023 FUN&RUN 2-Wheels (鈴鹿サーキット東コース)

Mix Small(EXPERT) 決勝レース

2023 / 6 / 17 :



SUZUKA CIRCUIT

個別ラップ表

Weather :Fine

East Course(2,243m)

Track :Dry

No	59	Best Time	59.356	136.040 km/h
Name	大竹 洋司	Total Time	9'57.586	10 Laps
Team	WHIZZ SPEED R.C	Average Lap Time	59.729	
Type	YAMAHA/FZR400RR-SP	Today's Rank	4 / 5	
		Today's Top Time	56.965	141.750 km/h

Lap	Passing Time	Lap Time	Sec1	Sec2	Sec3	km/h
			42.215	17.808		
1.	1'00.023	59.545 (3)	41.809	17.736		
2.	1'59.568	59.824 (6)	42.017	17.807		
3.	2'59.392	B 59.356 (1)	41.609	17.747		
4.	3'58.748	1'00.185 (9)	42.204	17.981		
5.	4'58.933	59.421 (2)	41.640	17.781		
6.	5'58.354	59.614 (5)	41.812	17.802		
7.	6'57.968	1'00.171 (8)	41.814	18.357		
8.	7'58.139	59.604 (4)	41.620	17.984		
9.	8'57.743	59.843 (7)	41.992	17.851		
10.	9'57.586					



MFJ承認競技会
FUN&RUN! 2-Wheels



2023 FUN&RUN 2-Wheels (鈴鹿サーキット東コース)

Mix Small(EXPERT) 決勝レース

2023/6/17 :



SUZUKA CIRCUIT

個別ラップ表

Weather :Fine

East Course(2,243m)

Track :Dry

No	73	Best Time	59.546	135.606 km/h
Name	水本 茂樹	Total Time	9'58.856	10 Laps
Team	No Limit & ZAIKE	Average Lap Time	59.959	
Type	YAMAHA/YZF-R7	Today's Rank	5 / 5	
		Today's Top Time	56.965	141.750 km/h

Lap	Passing Time	Lap Time	Sec1	Sec2	Sec3	km/h
			41.464	17.760		
1.	59.224					
		59.959 (5)	41.992	17.967		
2.	1'59.183					
		1'00.163 (8)	42.219	17.944		
3.	2'59.346					
		59.834 (4)	41.922	17.912		
4.	3'59.180					
		1'00.417 (9)	42.240	18.177		
5.	4'59.597					
		1'00.046 (6)	42.061	17.985		
6.	5'59.643					
		59.717 (2)	41.896	17.821		
7.	6'59.360					
		1'00.124 (7)	42.029	18.095		
8.	7'59.484					
		B 59.546 (1)	41.861	17.685		
9.	8'59.030					
		59.826 (3)	41.900	17.926		
10.	9'58.856					



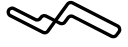
MFJ承認競技会
FUN&RUN! 2-Wheels



2023 FUN&RUN 2-Wheels (鈴鹿サーキット東コース)

Mix Small(EXPERT) 決勝レース

2023/6/17 :



SUZUKA CIRCUIT

個別ラップ表

Weather :Fine

East Course(2,243m)

Track :Dry

No	57	Best Time	1'02.931	128.312 km/h
Name	宇佐美 有年	Total Time	9'35.144	9 Laps
Team	オートサービス印南+オヤジーズ	Average Lap Time	1'03.474	
Type	Honda/NSF250R	Today's Rank	2 / 3	
		Today's Top Time	1'02.927	128.320 km/h

Lap	Passing Time	Lap Time	Sec1	Sec2	Sec3	km/h
			48.367	18.984		
1.	1'07.351					
		1'03.372 (4)	44.608	18.764		
2.	2'10.723					
		B 1'02.931 (1)	44.308	18.623		
3.	3'13.654					
		1'03.573 (6)	44.867	18.706		
4.	4'17.227					
		1'03.326 (3)	44.665	18.661		
5.	5'20.553					
		1'03.162 (2)	44.513	18.649		
6.	6'23.715					
		1'03.894 (7)	44.789	19.105		
7.	7'27.609					
		1'03.999 (8)	44.723	19.276		
8.	8'31.608					
		1'03.536 (5)	44.961	18.575		
9.	9'35.144					



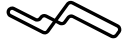
MFJ承認競技会
FUN&RUN! 2-Wheels



2023 FUN&RUN 2-Wheels (鈴鹿サーキット東コース)

Mix Small(EXPERT) 決勝 レース

2023 / 6 / 17 :



SUZUKA CIRCUIT

個別ラップ表

Weather :Fine

East Course(2,243m)

Track :Dry

No	62	Best Time	1'02.927	128.320 km/h
Name	川島 隆昌	Total Time	6'21.430	6 Laps
Team	オヤジレーシング With K&T	Average Lap Time	1'03.293	
Type	Honda/CBR250RR	Today's Rank	1 / 3	
		Today's Top Time	1'02.927	128.320 km/h

Lap	Passing Time	Lap Time	Sec1	Sec2	Sec3	km/h
			46.367	18.595		
1.	1'04.962					
		1'03.635 (5)	45.039	18.596		
2.	2'08.597					
		1'03.289 (3)	44.824	18.465		
3.	3'11.886					
		1'03.205 (2)	44.580	18.625		
4.	4'15.091					
		1'03.412 (4)	44.917	18.495		
5.	5'18.503					
		B 1'02.927 (1)	44.280	18.647		
6.	6'21.430					



MFJ承認競技会
FUN&RUN! 2-Wheels



2023 FUN&RUN 2-Wheels (鈴鹿サーキット東コース)

Mix Small(EXPERT) 決勝レース

2023 / 6 / 17 :



SUZUKA CIRCUIT

個別ラップ表

Weather :Fine

East Course(2,243m)

Track :Dry

No	86	Best Time	1'03.703	126.757 km/h
Name	竹中 公也	Total Time	9'40.558	9 Laps
Team	森racing	Average Lap Time	1'04.281	
Type	YAMAHA/YZF-R25	Today's Rank	3 / 3	
		Today's Top Time	1'02.927	128.320 km/h

Lap	Passing Time	Lap Time	Sec1	Sec2	Sec3	km/h
			47.571	18.732		
1.	1'06.303	1'04.913 (8)	46.032	18.881		
2.	2'11.216	1'04.007 (3)	45.402	18.605		
3.	3'15.223	1'03.883 (2)	45.058	18.825		
4.	4'19.106	B 1'03.703 (1)	45.190	18.513		
5.	5'22.809	1'04.032 (4)	45.259	18.773		
6.	6'26.841	1'04.359 (5)	45.545	18.814		
7.	7'31.200	1'04.895 (7)	45.657	19.238		
8.	8'36.095	1'04.463 (6)	45.542	18.921		
9.	9'40.558					

