




MFJ承認競技会
FUN&RUN! 2-Wheels



2023 FUN&RUN 2-Wheels (鈴鹿サーキット東コース)

NEO STANDARD_G310R 決勝 レース

2023 / 6 / 17 :

 **SUZUKA CIRCUIT**
East Course(2,243m)

個別ラップ表

Weather :Fine
Track :Dry

| | | | | |
|------|-----------------|------------------|------------------|---------------------|
| No | 1 | Best Time | 1'03.677 | 126.809 km/h |
| Name | 佐々木 | Total Time | 26'27.116 | 24 Laps |
| Team | MOTO-ART@Moty's | Average Lap Time | 1'06.140 | |
| Type | BMW/G310R | Today's Rank | 1 / 18 | |
| | | Today's Top Time | 1'03.677 | 126.809 km/h |

| | | | | |
|------|-----------------|------------------|--|------|
| No | 1 (Driver1) | Best Time | | km/h |
| Name | 佐々木 龍人 | Total Time | | Laps |
| Team | MOTO-ART@Moty's | Average Lap Time | | |
| Type | BMW/G310R | Today's Rank | | |
| | | Today's Top Time | | km/h |

| Lap | Passing Time | Lap Time | Sec1 | Sec2 | Sec3 | km/h |
|-----|---------------|-----------------------|----------|--------|------|------|
| | | | 44.157 | 21.723 | | |
| 1. | 1'05.880 Pit | | | | | |
| 2. | 2'36.871 | 1'30.991 (23) | 1'12.329 | 18.662 | | |
| 3. | 3'40.570 | 1'03.699 (2) | 45.078 | 18.621 | | |
| 4. | 4'44.563 | 1'03.993 (10) | 45.359 | 18.634 | | |
| 5. | 5'49.128 | 1'04.565 (19) | 44.883 | 19.682 | | |
| 6. | 6'53.179 | 1'04.051 (11) | 45.197 | 18.854 | | |
| 7. | 7'57.865 | 1'04.686 (20) | 45.129 | 19.557 | | |
| 8. | 9'01.591 | 1'03.726 (6) | 45.050 | 18.676 | | |
| 9. | 10'05.670 | 1'04.079 (13) | 45.163 | 18.916 | | |
| 10. | 11'09.376 | 1'03.706 (4) | 45.063 | 18.643 | | |
| 11. | 12'13.053 | B 1'03.677 (1) | 44.920 | 18.757 | | |
| 12. | 13'17.131 | 1'04.078 (12) | 45.331 | 18.747 | | |
| 13. | 14'20.892 | 1'03.761 (7) | 45.091 | 18.670 | | |
| 14. | 15'24.669 | 1'03.777 (8) | 44.975 | 18.802 | | |
| 15. | 16'28.448 | 1'03.779 (9) | 45.154 | 18.625 | | |
| 16. | 17'32.627 | 1'04.179 (15) | 45.377 | 18.802 | | |
| 17. | 18'36.737 | 1'04.110 (14) | 45.464 | 18.646 | | |
| 18. | 19'43.239 Pit | 1'06.502 (21) | 45.238 | 21.264 | | |
| 19. | 21'07.063 | 1'23.824 (22) | 1'04.531 | 19.293 | | |
| 20. | 22'10.764 | 1'03.701 (3) | 45.131 | 18.570 | | |
| 21. | 23'14.484 | 1'03.720 (5) | 44.918 | 18.802 | | |
| 22. | 24'18.716 | 1'04.232 (18) | 45.497 | 18.735 | | |
| 23. | 25'22.923 | 1'04.207 (17) | 45.369 | 18.838 | | |
| 24. | 26'27.116 | 1'04.193 (16) | 45.375 | 18.818 | | |




MFJ承認競技会
FUN&RUN! 2-Wheels



2023 FUN&RUN 2-Wheels (鈴鹿サーキット東コース)

NEO STANDARD_G310R 決勝 レース

2023 / 6 / 17 :

 SUZUKA CIRCUIT
East Course(2,243m)

個別ラップ表

Weather :Fine
Track :Dry

| | | | | |
|------|-----------------------------|------------------|-----------|--------------|
| No | 2 | Best Time | 1'06.603 | 121.238 km/h |
| Name | 原田 | Total Time | 26'30.451 | 23 Laps |
| Team | Motorrad Casuno&ZIP 焼肉はらだ本店 | Average Lap Time | 1'09.160 | |
| Type | BMW/G310R | Today's Rank | 10 / 18 | |
| | | Today's Top Time | 1'03.677 | 126.809 km/h |

| | | | |
|------|-----------------------------|------------------|------|
| No | 2 (Driver1) | Best Time | km/h |
| Name | 原田 武志 | Total Time | Laps |
| Team | Motorrad Casuno&ZIP 焼肉はらだ本店 | Average Lap Time | |
| Type | BMW/G310R | Today's Rank | |
| | | Today's Top Time | km/h |

| Lap | Passing Time | Lap Time | Sec1 | Sec2 | Sec3 | km/h |
|-----|--------------|-----------------------|----------|--------|------|------|
| | | | 49.021 | 19.898 | | |
| 1. | 1'08.919 | | | | | |
| 2. | 2'17.274 | 1'08.355 (20) | 48.175 | 20.180 | | |
| 3. | 3'24.785 | 1'07.511 (16) | 47.779 | 19.732 | | |
| 4. | 4'33.138 | 1'08.353 (19) | 48.123 | 20.230 | | |
| 5. | 5'40.484 | 1'07.346 (15) | 48.019 | 19.327 | | |
| 6. | 6'48.169 | 1'07.685 (17) | 48.395 | 19.290 | | |
| 7. | 7'55.464 | 1'07.295 (13) | 47.939 | 19.356 | | |
| 8. | 9'02.748 | 1'07.284 (12) | 48.054 | 19.230 | | |
| 9. | 10'09.677 | 1'06.929 (6) | 47.659 | 19.270 | | |
| 10. | 11'16.861 | 1'07.184 (9) | 47.912 | 19.272 | | |
| 11. | 12'24.057 | 1'07.196 (10) | 47.986 | 19.210 | | |
| 12. | 13'37.815 | 1'13.758 (21) | 48.036 | 25.722 | | |
| | | Pit | | | | |
| 13. | 15'20.088 | 1'42.273 (22) | 1'22.945 | 19.328 | | |
| 14. | 16'26.777 | 1'06.689 (4) | 47.598 | 19.091 | | |
| 15. | 17'33.420 | 1'06.643 (3) | 47.574 | 19.069 | | |
| 16. | 18'40.250 | 1'06.830 (5) | 47.478 | 19.352 | | |
| 17. | 19'46.859 | 1'06.609 (2) | 47.328 | 19.281 | | |
| 18. | 20'55.017 | 1'08.158 (18) | 48.197 | 19.961 | | |
| 19. | 22'02.071 | 1'07.054 (7) | 47.811 | 19.243 | | |
| 20. | 23'09.243 | 1'07.172 (8) | 47.693 | 19.479 | | |
| 21. | 24'16.568 | 1'07.325 (14) | 47.964 | 19.361 | | |
| 22. | 25'23.848 | 1'07.280 (11) | 47.970 | 19.310 | | |
| 23. | 26'30.451 | B 1'06.603 (1) | 47.439 | 19.164 | | |



MFJ承認競技会
FUN&RUN! 2-Wheels



2023 FUN&RUN 2-Wheels (鈴鹿サーキット東コース)

NEO STANDARD_G310R 決勝 レース

2023 / 6 / 17 :

 **SUZUKA CIRCUIT**
East Course(2,243m)

個別ラップ表

Weather :Fine
Track :Dry

| | | | | |
|------|-----------|------------------|-----------|--------------|
| No | 4 | Best Time | 1'04.231 | 125.715 km/h |
| Name | 谷島 | Total Time | 26'38.313 | 24 Laps |
| Team | MOTO-ART | Average Lap Time | 1'06.663 | |
| Type | BMW/G310R | Today's Rank | 6 / 18 | |
| | | Today's Top Time | 1'03.677 | 126.809 km/h |

| | | | |
|------|-------------|------------------|------|
| No | 4 (Driver1) | Best Time | km/h |
| Name | 谷島 友和 | Total Time | Laps |
| Team | MOTO-ART | Average Lap Time | |
| Type | BMW/G310R | Today's Rank | |
| | | Today's Top Time | km/h |

| Lap | Passing Time | Lap Time | Sec1 | Sec2 | Sec3 | km/h |
|-----|--------------|-----------------------|----------|--------|------|------|
| 1. | 1'05.064 | | 45.921 | 19.143 | | |
| 2. | 2'09.295 | B 1'04.231 (1) | 45.388 | 18.843 | | |
| 3. | 3'14.066 | 1'04.771 (7) | 45.862 | 18.909 | | |
| 4. | 4'19.082 | 1'05.016 (10) | 45.985 | 19.031 | | |
| 5. | 5'23.416 | 1'04.334 (4) | 45.520 | 18.814 | | |
| 6. | 6'28.216 | 1'04.800 (8) | 46.029 | 18.771 | | |
| 7. | 7'32.453 | 1'04.237 (2) | 45.477 | 18.760 | | |
| 8. | 8'36.769 | 1'04.316 (3) | 45.526 | 18.790 | | |
| 9. | 9'41.406 | 1'04.637 (5) | 45.728 | 18.909 | | |
| 10. | 10'46.569 | 1'05.163 (11) | 46.216 | 18.947 | | |
| 11. | 11'51.269 | 1'04.700 (6) | 45.734 | 18.966 | | |
| 12. | 12'56.171 | 1'04.902 (9) | 46.072 | 18.830 | | |
| 13. | 14'01.413 | 1'05.242 (14) | 46.185 | 19.057 | | |
| 14. | 15'06.646 | 1'05.233 (13) | 45.935 | 19.298 | | |
| 15. | 16'16.872 | 1'10.226 (22) | 46.526 | 23.700 | | |
| 16. | 17'51.402 | 1'34.530 (23) | 1'15.386 | 19.144 | | |
| 17. | 18'57.429 | 1'06.027 (19) | 46.739 | 19.288 | | |
| 18. | 20'03.436 | 1'06.007 (18) | 46.845 | 19.162 | | |
| 19. | 21'09.219 | 1'05.783 (16) | 46.721 | 19.062 | | |
| 20. | 22'14.778 | 1'05.559 (15) | 46.453 | 19.106 | | |
| 21. | 23'20.637 | 1'05.859 (17) | 46.550 | 19.309 | | |
| 22. | 24'27.058 | 1'06.421 (21) | 47.045 | 19.376 | | |
| 23. | 25'33.138 | 1'06.080 (20) | 46.924 | 19.156 | | |
| 24. | 26'38.313 | 1'05.175 (12) | 46.227 | 18.948 | | |




MFJ承認競技会
FUN&RUN! 2-Wheels



2023 FUN&RUN 2-Wheels (鈴鹿サーキット東コース)

NEO STANDARD_G310R 決勝 レース

2023 / 6 / 17 :

 SUZUKA CIRCUIT
East Course(2,243m)

個別ラップ表

Weather :Fine
Track :Dry

| | | | | |
|------|--------------|------------------|-----------|--------------|
| No | 12 | Best Time | 1'08.112 | 118.552 km/h |
| Name | 大杉/湯浅 | Total Time | 26'57.523 | 22 Laps |
| Team | ミツオカ鈴鹿 Team0 | Average Lap Time | 1'13.564 | |
| Type | BMW/G310R | Today's Rank | 14 / 18 | |
| | | Today's Top Time | 1'03.677 | 126.809 km/h |

| | | | | |
|------|--------------|------------------|--|------|
| No | 12 (Driver1) | Best Time | | km/h |
| Name | 大杉 洋 | Total Time | | Laps |
| Team | ミツオカ鈴鹿 Team0 | Average Lap Time | | |
| Type | BMW/G310R | Today's Rank | | |
| | | Today's Top Time | | km/h |

| | | | | |
|------|--------------|------------------|--|------|
| No | 12 (Driver2) | Best Time | | km/h |
| Name | 湯浅 正啓 | Total Time | | Laps |
| Team | ミツオカ鈴鹿 Team0 | Average Lap Time | | |
| Type | BMW/G310R | Today's Rank | | |
| | | Today's Top Time | | km/h |

| Lap | Passing Time | Lap Time | Sec1 | Sec2 | Sec3 | km/h | Driver No |
|-----|--------------|-----------------------|----------|--------|------|------|-----------|
| 1. | 1'12.678 | | 51.827 | 20.851 | | | 0 |
| 2. | 2'24.063 | 1'11.385 (10) | 50.172 | 21.213 | | | 0 |
| 3. | 3'35.710 | 1'11.647 (11) | 50.615 | 21.032 | | | 0 |
| 4. | 4'47.747 | 1'12.037 (13) | 50.811 | 21.226 | | | 0 |
| 5. | 6'00.534 | 1'12.787 (17) | 50.591 | 22.196 | | | 0 |
| 6. | 7'12.601 | 1'12.067 (14) | 51.084 | 20.983 | | | 0 |
| 7. | 8'24.725 | 1'12.124 (15) | 50.542 | 21.582 | | | 0 |
| 8. | 9'36.637 | 1'11.912 (12) | 50.724 | 21.188 | | | 0 |
| 9. | 10'50.300 | 1'13.663 (18) | 51.737 | 21.926 | | | 0 |
| 10. | 12'02.727 | 1'12.427 (16) | 51.108 | 21.319 | | | 0 |
| 11. | 13'22.333 | Pit 1'19.606 (19) | 52.294 | 27.312 | | | 0 |
| 12. | 15'12.864 | 1'50.531 (21) | 1'30.082 | 20.449 | | | 0 |
| 13. | 16'21.519 | 1'08.655 (9) | 48.568 | 20.087 | | | 0 |
| 14. | 17'30.159 | 1'08.640 (8) | 48.790 | 19.850 | | | 0 |
| 15. | 18'38.341 | 1'08.182 (2) | 48.686 | 19.496 | | | 0 |
| 16. | 19'46.453 | B 1'08.112 (1) | 48.233 | 19.879 | | | 0 |
| 17. | 20'54.722 | 1'08.269 (4) | 48.332 | 19.937 | | | 0 |
| 18. | 22'23.786 | 1'29.064 (20) | 1'08.356 | 20.708 | | | 0 |
| 19. | 23'32.034 | 1'08.248 (3) | 48.413 | 19.835 | | | 0 |
| 20. | 24'40.590 | 1'08.556 (6) | 48.836 | 19.720 | | | 0 |
| 21. | 25'48.935 | 1'08.345 (5) | 48.431 | 19.914 | | | 0 |
| 22. | 26'57.523 | 1'08.588 (7) | 48.510 | 20.078 | | | 0 |




MFJ承認競技会
FUN&RUN! 2-Wheels



2023 FUN&RUN 2-Wheels (鈴鹿サーキット東コース)

NEO STANDARD_G310R 決勝 レース

2023 / 6 / 17 :

 SUZUKA CIRCUIT
East Course(2,243m)

個別ラップ表

Weather :Fine
Track :Dry

| | | | | |
|------|----------------|------------------|-----------|--------------|
| No | 20 | Best Time | 1'08.622 | 117.671 km/h |
| Name | 増田 | Total Time | 26'57.940 | 22 Laps |
| Team | MOTO-ART@なかなか亭 | Average Lap Time | 1'13.538 | |
| Type | BMW/G310R | Today's Rank | 17 / 18 | |
| | | Today's Top Time | 1'03.677 | 126.809 km/h |

| | | | |
|------|----------------|------------------|------|
| No | 20 (Driver1) | Best Time | km/h |
| Name | 増田 友一 | Total Time | Laps |
| Team | MOTO-ART@なかなか亭 | Average Lap Time | |
| Type | BMW/G310R | Today's Rank | |
| | | Today's Top Time | km/h |

| Lap | Passing Time | Lap Time | Sec1 | Sec2 | Sec3 | km/h |
|-----|--------------|-----------------------|----------|--------|------|------|
| 1. | 1'13.633 | | 52.534 | 21.099 | | |
| 2. | 2'25.499 | 1'11.866 (18) | 50.646 | 21.220 | | |
| 3. | 3'36.448 | 1'10.949 (14) | 49.959 | 20.990 | | |
| 4. | 4'48.247 | 1'11.799 (17) | 50.463 | 21.336 | | |
| 5. | 5'59.781 | 1'11.534 (15) | 50.314 | 21.220 | | |
| 6. | 7'10.178 | 1'10.397 (12) | 50.117 | 20.280 | | |
| 7. | 8'20.447 | 1'10.269 (10) | 49.933 | 20.336 | | |
| 8. | 9'42.487 | 1'22.040 (20) | 51.057 | 30.983 | | |
| 9. | 11'47.684 | 2'05.197 (21) | 1'44.784 | 20.413 | | |
| 10. | 13'01.186 | 1'13.502 (19) | 53.099 | 20.403 | | |
| 11. | 14'10.732 | 1'09.546 (7) | 49.357 | 20.189 | | |
| 12. | 15'21.465 | 1'10.733 (13) | 50.442 | 20.291 | | |
| 13. | 16'30.940 | 1'09.475 (5) | 49.358 | 20.117 | | |
| 14. | 17'39.962 | 1'09.022 (2) | 48.965 | 20.057 | | |
| 15. | 18'49.522 | 1'09.560 (8) | 49.484 | 20.076 | | |
| 16. | 19'58.144 | B 1'08.622 (1) | 48.638 | 19.984 | | |
| 17. | 21'07.277 | 1'09.133 (4) | 49.013 | 20.120 | | |
| 18. | 22'17.196 | 1'09.919 (9) | 49.646 | 20.273 | | |
| 19. | 23'28.921 | 1'11.725 (16) | 51.570 | 20.155 | | |
| 20. | 24'39.317 | 1'10.396 (11) | 50.372 | 20.024 | | |
| 21. | 25'48.857 | 1'09.540 (6) | 49.595 | 19.945 | | |
| 22. | 26'57.940 | 1'09.083 (3) | 48.996 | 20.087 | | |




MFJ承認競技会
FUN&RUN! 2-Wheels



2023 FUN&RUN 2-Wheels (鈴鹿サーキット東コース)

NEO STANDARD_G310R 決勝 レース

2023 / 6 / 17 :

 SUZUKA CIRCUIT
East Course(2,243m)

個別ラップ表

Weather :Fine
Track :Dry

| | | | | |
|------|----------------------------|------------------|-----------|--------------|
| No | 34 | Best Time | 1'04.433 | 125.321 km/h |
| Name | 伊藤 | Total Time | 26'42.728 | 24 Laps |
| Team | Motorrad Casuno with AELLA | Average Lap Time | 1'06.862 | |
| Type | BMW/G310R | Today's Rank | 7 / 18 | |
| | | Today's Top Time | 1'03.677 | 126.809 km/h |

| | | | |
|------|----------------------------|------------------|------|
| No | 34 (Driver1) | Best Time | km/h |
| Name | 伊藤 翼 | Total Time | Laps |
| Team | Motorrad Casuno with AELLA | Average Lap Time | |
| Type | BMW/G310R | Today's Rank | |
| | | Today's Top Time | km/h |

| Lap | Passing Time | Lap Time | Sec1 | Sec2 | Sec3 | km/h |
|-----|--------------|-----------------------|--------|--------|------|------|
| | | | 45.733 | 19.168 | | |
| 1. | 1'04.901 | | | | | |
| 2. | 2'09.835 | 1'04.934 (7) | 46.101 | 18.833 | | |
| 3. | 3'14.834 | 1'04.999 (9) | 45.940 | 19.059 | | |
| 4. | 4'19.657 | 1'04.823 (6) | 45.764 | 19.059 | | |
| 5. | 5'24.241 | 1'04.584 (4) | 45.563 | 19.021 | | |
| 6. | 6'28.716 | 1'04.475 (2) | 45.616 | 18.859 | | |
| 7. | 7'33.149 | B 1'04.433 (1) | 45.516 | 18.917 | | |
| 8. | 8'37.845 | 1'04.696 (5) | 45.801 | 18.895 | | |
| 9. | 9'42.401 | 1'04.556 (3) | 45.525 | 19.031 | | |
| 10. | 10'47.585 | 1'05.184 (11) | 45.987 | 19.197 | | |
| 11. | 11'53.076 | 1'05.491 (14) | 46.421 | 19.070 | | |
| 12. | 12'58.836 | 1'05.760 (19) | 46.649 | 19.111 | | |
| 13. | 14'04.117 | 1'05.760 (19) | 46.649 | 19.111 | | |
| 14. | 15'15.667 | 1'05.281 (13) | 46.205 | 19.076 | | |
| 15. | 16'53.138 | 1'05.281 (13) | 46.205 | 19.076 | | |
| 16. | 17'58.943 | 1'05.805 (20) | 46.046 | 19.759 | | |
| 17. | 19'04.162 | 1'05.805 (20) | 46.046 | 19.759 | | |
| 18. | 20'09.880 | 1'05.219 (12) | 46.171 | 19.048 | | |
| 19. | 21'14.828 | 1'05.718 (18) | 46.583 | 19.135 | | |
| 20. | 22'20.463 | 1'04.948 (8) | 46.045 | 18.903 | | |
| 21. | 23'26.095 | 1'05.635 (16) | 46.625 | 19.010 | | |
| 22. | 24'31.967 | 1'05.632 (15) | 46.800 | 18.832 | | |
| 23. | 25'37.023 | 1'05.872 (21) | 46.819 | 19.053 | | |
| 24. | 26'42.728 | 1'05.056 (10) | 45.943 | 19.113 | | |
| | | 1'05.705 (17) | 46.110 | 19.595 | | |




MFJ承認競技会
FUN&RUN! 2-Wheels



2023 FUN&RUN 2-Wheels (鈴鹿サーキット東コース)

NEO STANDARD_G310R 決勝 レース

2023 / 6 / 17 :

 **SUZUKA CIRCUIT**
East Course(2,243m)

個別ラップ表

Weather :Fine
Track :Dry

| | | | | |
|------|-----------------------------------|------------------|------------------|---------------------|
| No | 44 | Best Time | 1'08.328 | 118.177 km/h |
| Name | 田中 | Total Time | 26'29.058 | 22 Laps |
| Team | Motorrad Casuno with AELLA | Average Lap Time | 1'12.143 | |
| Type | BMW/G310R | Today's Rank | 16 / 18 | |
| | | Today's Top Time | 1'03.677 | 126.809 km/h |

| | | | | |
|------|-----------------------------------|------------------|--|------|
| No | 44 (Driver1) | Best Time | | km/h |
| Name | 田中 聡 | Total Time | | Laps |
| Team | Motorrad Casuno with AELLA | Average Lap Time | | |
| Type | BMW/G310R | Today's Rank | | |
| | | Today's Top Time | | km/h |

| Lap | Passing Time | Lap Time | Sec1 | Sec2 | Sec3 | km/h |
|-----|--------------|-----------------------|----------|--------|------|------|
| | | | 52.791 | 21.256 | | |
| 1. | 1'14.047 | | | | | |
| 2. | 2'25.224 | 1'11.177 (17) | 50.024 | 21.153 | | |
| 3. | 3'36.702 | 1'11.478 (18) | 50.017 | 21.461 | | |
| 4. | 4'48.580 | 1'11.878 (19) | 50.429 | 21.449 | | |
| 5. | 6'09.172 | 1'20.592 (20) | 51.151 | 29.441 | | |
| 6. | 7'59.322 | 1'50.150 (21) | 1'29.538 | 20.612 | | |
| 7. | 9'09.549 | 1'10.227 (16) | 49.319 | 20.908 | | |
| 8. | 10'19.218 | 1'09.669 (10) | 49.236 | 20.433 | | |
| 9. | 11'29.186 | 1'09.968 (14) | 49.298 | 20.670 | | |
| 10. | 12'38.840 | 1'09.654 (9) | 49.150 | 20.504 | | |
| 11. | 13'48.876 | 1'10.036 (15) | 49.417 | 20.619 | | |
| 12. | 14'58.217 | 1'09.341 (7) | 48.960 | 20.381 | | |
| 13. | 16'08.123 | 1'09.906 (12) | 49.245 | 20.661 | | |
| 14. | 17'18.043 | 1'09.920 (13) | 49.762 | 20.158 | | |
| 15. | 18'26.425 | 1'08.382 (2) | 48.224 | 20.158 | | |
| 16. | 19'34.753 | B 1'08.328 (1) | 48.357 | 19.971 | | |
| 17. | 20'43.453 | 1'08.700 (5) | 48.540 | 20.160 | | |
| 18. | 21'52.016 | 1'08.563 (4) | 48.444 | 20.119 | | |
| 19. | 23'00.509 | 1'08.493 (3) | 48.430 | 20.063 | | |
| 20. | 24'09.719 | 1'09.210 (6) | 49.067 | 20.143 | | |
| 21. | 25'19.184 | 1'09.465 (8) | 49.293 | 20.172 | | |
| 22. | 26'29.058 | 1'09.874 (11) | 49.522 | 20.352 | | |




MFJ承認競技会
FUN&RUN! 2-Wheels



2023 FUN&RUN 2-Wheels (鈴鹿サーキット東コース)

NEO STANDARD_G310R 決勝 レース

2023 / 6 / 17 :

 SUZUKA CIRCUIT
East Course(2,243m)

個別ラップ表

Weather :Fine
Track :Dry

| | | | | |
|------|-----------|------------------|-----------|--------------|
| No | 45 | Best Time | 1'09.819 | 115.653 km/h |
| Name | 白木 | Total Time | 26'41.494 | 22 Laps |
| Team | 石ヨイ | Average Lap Time | 1'12.785 | |
| Type | BMW/G310R | Today's Rank | 18 / 18 | |
| | | Today's Top Time | 1'03.677 | 126.809 km/h |

| | | | |
|------|--------------|------------------|------|
| No | 45 (Driver1) | Best Time | km/h |
| Name | 白木 康司 | Total Time | Laps |
| Team | 石ヨイ | Average Lap Time | |
| Type | BMW/G310R | Today's Rank | |
| | | Today's Top Time | km/h |

| Lap | Passing Time | Lap Time | Sec1 | Sec2 | Sec3 | km/h |
|-----|--------------|-----------------------|----------|--------|------|------|
| | | | 51.951 | 21.058 | | |
| 1. | 1'13.009 | | | | | |
| 2. | 2'24.487 | 1'11.478 (15) | 50.059 | 21.419 | | |
| 3. | 3'36.012 | 1'11.525 (16) | 50.353 | 21.172 | | |
| 4. | 4'47.959 | 1'11.947 (17) | 50.648 | 21.299 | | |
| 5. | 6'00.943 | 1'12.984 (19) | 50.994 | 21.990 | | |
| 6. | 7'12.981 | 1'12.038 (18) | 51.009 | 21.029 | | |
| 7. | 8'23.490 | 1'10.509 (7) | 50.083 | 20.426 | | |
| 8. | 9'34.933 | 1'11.443 (14) | 50.659 | 20.784 | | |
| 9. | 10'45.603 | 1'10.670 (12) | 50.317 | 20.353 | | |
| 10. | 11'56.170 | 1'10.567 (10) | 50.041 | 20.526 | | |
| 11. | 13'06.552 | 1'10.382 (5) | 50.062 | 20.320 | | |
| 12. | 14'22.830 | 1'16.278 (20) | 50.522 | 25.756 | | |
| | | Pit | | | | |
| 13. | 16'07.434 | 1'44.604 (21) | 1'24.135 | 20.469 | | |
| 14. | 17'17.961 | 1'10.527 (9) | 49.979 | 20.548 | | |
| 15. | 18'28.329 | 1'10.368 (4) | 49.946 | 20.422 | | |
| 16. | 19'38.621 | 1'10.292 (3) | 49.975 | 20.317 | | |
| 17. | 20'49.844 | 1'11.223 (13) | 50.280 | 20.943 | | |
| 18. | 22'00.286 | 1'10.442 (6) | 50.078 | 20.364 | | |
| 19. | 23'10.105 | B 1'09.819 (1) | 49.805 | 20.014 | | |
| 20. | 24'20.705 | 1'10.600 (11) | 49.908 | 20.692 | | |
| 21. | 25'31.217 | 1'10.512 (8) | 49.925 | 20.587 | | |
| 22. | 26'41.494 | 1'10.277 (2) | 49.848 | 20.429 | | |




MFJ承認競技会
FUN&RUN! 2-Wheels



2023 FUN&RUN 2-Wheels (鈴鹿サーキット東コース)

NEO STANDARD_G310R 決勝 レース

2023 / 6 / 17 :

 SUZUKA CIRCUIT
East Course(2,243m)

個別ラップ表

Weather :Fine
Track :Dry

| | | | | |
|------|--------------------|------------------|-----------|--------------|
| No | 55 | Best Time | 1'07.566 | 119.510 km/h |
| Name | 上田/北口 | Total Time | 26'51.726 | 21 Laps |
| Team | MOTO-ART@なかなか亭キタタン | Average Lap Time | 1'17.148 | |
| Type | BMW/G310R | Today's Rank | 12 / 18 | |
| | | Today's Top Time | 1'03.677 | 126.809 km/h |

| | | | | |
|------|--------------------|------------------|--|------|
| No | 55 (Driver1) | Best Time | | km/h |
| Name | 上田 孝之 | Total Time | | Laps |
| Team | MOTO-ART@なかなか亭キタタン | Average Lap Time | | |
| Type | BMW/G310R | Today's Rank | | |
| | | Today's Top Time | | km/h |

| | | | | |
|------|--------------------|------------------|--|------|
| No | 55 (Driver2) | Best Time | | km/h |
| Name | 北口 義昭 | Total Time | | Laps |
| Team | MOTO-ART@なかなか亭キタタン | Average Lap Time | | |
| Type | BMW/G310R | Today's Rank | | |
| | | Today's Top Time | | km/h |

| Lap | Passing Time | Lap Time | Sec1 | Sec2 | Sec3 | km/h | Driver No |
|-----|--------------|-----------------------|---------------|----------|--------|------|-----------|
| | | | 48.577 | 20.186 | | | 0 |
| 1. | 1'08.763 | | | | | | 0 |
| 2. | 2'16.605 | 1'07.842 (2) | 48.057 | 19.785 | | | 0 |
| 3. | 3'24.653 | 1'08.048 (4) | 48.194 | 19.854 | | | 0 |
| 4. | 4'32.917 | 1'08.264 (7) | 48.083 | 20.181 | | | 0 |
| 5. | 5'41.512 | 1'08.595 (14) | 48.670 | 19.925 | | | 0 |
| 6. | 6'49.507 | 1'07.995 (3) | 48.178 | 19.817 | | | 0 |
| 7. | 7'57.828 | 1'08.321 (8) | 48.437 | 19.884 | | | 0 |
| 8. | 9'06.402 | 1'08.574 (13) | 48.340 | 20.234 | | | 0 |
| 9. | 10'14.884 | 1'08.482 (11) | 48.261 | 20.221 | | | 0 |
| 10. | 11'22.450 | B 1'07.566 (1) | 47.708 | 19.858 | | | 0 |
| 11. | 12'30.923 | 1'08.473 (10) | 48.303 | 20.170 | | | 0 |
| 12. | 13'39.363 | 1'08.440 (9) | 48.439 | 20.001 | | | 0 |
| 13. | 14'47.501 | 1'08.138 (5) | 48.082 | 20.056 | | | 0 |
| 14. | 15'56.021 | 1'08.520 (12) | 48.554 | 19.966 | | | 0 |
| 15. | 17'04.216 | 1'08.195 (6) | 48.246 | 19.949 | | | 0 |
| 16. | 18'12.943 | 1'08.727 (15) | 48.644 | 20.083 | | | 0 |
| 17. | 19'22.367 | 1'09.424 (16) | 49.127 | 20.297 | | | 0 |
| 18. | 20'36.830 | 1'14.463 (17) | 48.859 | 25.604 | | | 0 |
| 19. | 23'01.211 | Pit | 2'24.381 (20) | 1'53.310 | 31.071 | | 0 |
| 20. | 24'56.611 | | 1'55.400 (19) | 1'24.384 | 31.016 | | 0 |
| 21. | 26'51.726 | Pit | 1'55.115 (18) | 1'21.229 | 33.886 | | 0 |




MFJ承認競技会
FUN&RUN! 2-Wheels



2023 FUN&RUN 2-Wheels (鈴鹿サーキット東コース)

NEO STANDARD_G310R 決勝 レース

2023 / 6 / 17 :

 SUZUKA CIRCUIT
East Course(2,243m)

個別ラップ表

Weather :Fine
Track :Dry

| | | | | |
|------|---------------------------|------------------|-----------|--------------|
| No | 57 | Best Time | 1'04.114 | 125.944 km/h |
| Name | 小牧 | Total Time | 26'17.717 | 24 Laps |
| Team | CSスタジオ ファンファクトリー 立秋@zip57 | Average Lap Time | 1'05.847 | |
| Type | BMW/G310R | Today's Rank | 5 / 18 | |
| | | Today's Top Time | 1'03.677 | 126.809 km/h |

| | | | |
|------|---------------------------|------------------|------|
| No | 57 (Driver1) | Best Time | km/h |
| Name | 小牧 寛由 | Total Time | Laps |
| Team | CSスタジオ ファンファクトリー 立秋@zip57 | Average Lap Time | |
| Type | BMW/G310R | Today's Rank | |
| | | Today's Top Time | km/h |

| Lap | Passing Time | Lap Time | Sec1 | Sec2 | Sec3 | km/h |
|-----|--------------|-----------------------|----------|--------|------|------|
| | | | 44.282 | 18.939 | | |
| 1. | 1'03.221 | | | | | |
| 2. | 2'08.665 | 1'05.444 (21) | 46.488 | 18.956 | | |
| 3. | 3'13.066 | 1'04.401 (8) | 45.491 | 18.910 | | |
| 4. | 4'18.024 | 1'04.958 (18) | 46.127 | 18.831 | | |
| 5. | 5'22.514 | 1'04.490 (13) | 45.720 | 18.770 | | |
| 6. | 6'26.927 | 1'04.413 (9) | 45.714 | 18.699 | | |
| 7. | 7'31.175 | 1'04.248 (4) | 45.521 | 18.727 | | |
| 8. | 8'35.824 | 1'04.649 (15) | 45.766 | 18.883 | | |
| 9. | 9'40.112 | 1'04.288 (5) | 45.340 | 18.948 | | |
| 10. | 10'45.446 | 1'05.334 (20) | 46.124 | 19.210 | | |
| 11. | 11'49.928 | 1'04.482 (11) | 45.551 | 18.931 | | |
| 12. | 12'54.343 | 1'04.415 (10) | 45.484 | 18.931 | | |
| 13. | 13'58.588 | 1'04.245 (3) | 45.425 | 18.820 | | |
| 14. | 15'02.889 | 1'04.301 (6) | 45.633 | 18.668 | | |
| 15. | 16'07.405 | 1'04.516 (14) | 45.461 | 19.055 | | |
| 16. | 17'12.490 | 1'05.085 (19) | 46.227 | 18.858 | | |
| 17. | 18'16.804 | 1'04.314 (7) | 45.606 | 18.708 | | |
| 18. | 19'21.039 | 1'04.235 (2) | 45.326 | 18.909 | | |
| 19. | 20'25.927 | 1'04.888 (16) | 45.944 | 18.944 | | |
| 20. | 21'30.410 | 1'04.483 (12) | 45.577 | 18.906 | | |
| 21. | 22'35.329 | 1'04.919 (17) | 45.904 | 19.015 | | |
| 22. | 23'39.443 | B 1'04.114 (1) | 45.323 | 18.791 | | |
| 23. | 24'48.623 | Pit 1'09.180 (22) | 46.094 | 23.086 | | |
| 24. | 26'17.717 | 1'29.094 (23) | 1'10.306 | 18.788 | | |



MFJ承認競技会
FUN&RUN! 2-Wheels



2023 FUN&RUN 2-Wheels (鈴鹿サーキット東コース)

NEO STANDARD_G310R 決勝 レース

2023 / 6 / 17 :

 SUZUKA CIRCUIT
East Course(2,243m)

個別ラップ表

Weather :Fine
Track :Dry

| | | | | |
|------|-------------------------------|------------------|-----------|--------------|
| No | 61 | Best Time | 1'07.780 | 119.132 km/h |
| Name | 飯田 | Total Time | 27'09.509 | 23 Laps |
| Team | Motorrad Casuno with KYOUSHIN | Average Lap Time | 1'10.852 | |
| Type | BMW/G310R | Today's Rank | 13 / 18 | |
| | | Today's Top Time | 1'03.677 | 126.809 km/h |

| | | | |
|------|-------------------------------|------------------|------|
| No | 61 (Driver1) | Best Time | km/h |
| Name | 飯田 幸紀 | Total Time | Laps |
| Team | Motorrad Casuno with KYOUSHIN | Average Lap Time | |
| Type | BMW/G310R | Today's Rank | |
| | | Today's Top Time | km/h |

| Lap | Passing Time | Lap Time | Sec1 | Sec2 | Sec3 | km/h |
|-----|--------------|-----------------------|----------|--------|------|------|
| 1. | 1'10.750 | | 50.412 | 20.338 | | |
| 2. | 2'20.591 | 1'09.841 (19) | 49.600 | 20.241 | | |
| 3. | 3'29.927 | 1'09.336 (16) | 49.115 | 20.221 | | |
| 4. | 4'39.510 | 1'09.583 (17) | 49.523 | 20.060 | | |
| 5. | 5'49.235 | 1'09.725 (18) | 49.581 | 20.144 | | |
| 6. | 7'01.344 | 1'12.109 (20) | 51.896 | 20.213 | | |
| 7. | 8'10.612 | 1'09.268 (15) | 49.487 | 19.781 | | |
| 8. | 9'18.985 | 1'08.373 (5) | 48.518 | 19.855 | | |
| 9. | 10'27.359 | 1'08.374 (6) | 48.800 | 19.574 | | |
| 10. | 11'36.189 | 1'08.830 (11) | 48.406 | 20.424 | | |
| 11. | 12'45.216 | 1'09.027 (13) | 49.120 | 19.907 | | |
| 12. | 13'53.561 | 1'08.345 (4) | 48.731 | 19.614 | | |
| 13. | 15'02.504 | 1'08.943 (12) | 48.922 | 20.021 | | |
| 14. | 16'18.047 | 1'15.543 (21) | 49.486 | 26.057 | | |
| 15. | 18'02.425 | Pit | | | | |
| 16. | 19'11.487 | 1'44.378 (22) | 1'24.523 | 19.855 | | |
| 17. | 20'19.935 | 1'09.062 (14) | 49.099 | 19.963 | | |
| 18. | 21'28.402 | 1'08.448 (7) | 48.628 | 19.820 | | |
| 19. | 22'36.933 | 1'08.467 (8) | 48.355 | 20.112 | | |
| 20. | 23'44.713 | 1'08.531 (9) | 48.935 | 19.596 | | |
| 21. | 24'53.456 | B 1'07.780 (1) | 48.026 | 19.754 | | |
| 22. | 26'01.331 | 1'08.743 (10) | 48.615 | 20.128 | | |
| 23. | 27'09.509 | 1'07.875 (2) | 48.197 | 19.678 | | |
| | | 1'08.178 (3) | 48.482 | 19.696 | | |




MFJ承認競技会
FUN&RUN! 2-Wheels



2023 FUN&RUN 2-Wheels (鈴鹿サーキット東コース)

NEO STANDARD_G310R 決勝 レース

2023 / 6 / 17 :

 SUZUKA CIRCUIT
East Course(2,243m)

個別ラップ表

Weather :Fine
Track :Dry

| | | | | |
|------|------------------|------------------|-----------|--------------|
| No | 62 | Best Time | 1'06.971 | 120.572 km/h |
| Name | 池口 | Total Time | 26'46.226 | 23 Laps |
| Team | チーム石ヨイwithびいたあばん | Average Lap Time | 1'09.897 | |
| Type | BMW/G310R | Today's Rank | 11 / 18 | |
| | | Today's Top Time | 1'03.677 | 126.809 km/h |

| | | | |
|------|------------------|------------------|------|
| No | 62 (Driver1) | Best Time | km/h |
| Name | 池口 徹 | Total Time | Laps |
| Team | チーム石ヨイwithびいたあばん | Average Lap Time | |
| Type | BMW/G310R | Today's Rank | |
| | | Today's Top Time | km/h |

| Lap | Passing Time | Lap Time | Sec1 | Sec2 | Sec3 | km/h |
|-----|--------------|-----------------------|----------|--------|------|------|
| 1. | 1'08.477 | | 48.220 | 20.257 | | |
| 2. | 2'17.931 | 1'09.454 (20) | 48.516 | 20.938 | | |
| 3. | 3'25.619 | 1'07.688 (9) | 47.669 | 20.019 | | |
| 4. | 4'33.893 | 1'08.274 (14) | 47.994 | 20.280 | | |
| 5. | 5'41.694 | 1'07.801 (11) | 47.859 | 19.942 | | |
| 6. | 6'49.345 | 1'07.651 (7) | 47.716 | 19.935 | | |
| 7. | 7'57.771 | 1'08.426 (15) | 48.256 | 20.170 | | |
| 8. | 9'06.352 | 1'08.581 (17) | 48.178 | 20.403 | | |
| 9. | 10'15.179 | 1'08.827 (19) | 48.473 | 20.354 | | |
| 10. | 11'22.984 | 1'07.805 (12) | 47.539 | 20.266 | | |
| 11. | 12'30.747 | 1'07.763 (10) | 47.843 | 19.920 | | |
| 12. | 13'38.210 | 1'07.463 (4) | 47.843 | 19.620 | | |
| 13. | 14'45.181 | B 1'06.971 (1) | 47.502 | 19.469 | | |
| 14. | 15'52.227 | 1'07.046 (2) | 47.714 | 19.332 | | |
| 15. | 16'59.634 | 1'07.407 (3) | 47.870 | 19.537 | | |
| 16. | 18'07.125 | 1'07.491 (5) | 47.646 | 19.845 | | |
| 17. | 19'14.761 | 1'07.636 (6) | 48.174 | 19.462 | | |
| 18. | 20'29.165 | 1'14.404 (21) | 47.668 | 26.736 | | |
| 19. | 22'13.334 | Pit | | | | |
| 20. | 23'22.063 | 1'44.169 (22) | 1'24.872 | 19.297 | | |
| 21. | 24'29.736 | 1'08.729 (18) | 49.304 | 19.425 | | |
| 22. | 25'38.280 | 1'07.673 (8) | 48.080 | 19.593 | | |
| 23. | 26'46.226 | 1'08.544 (16) | 48.110 | 20.434 | | |
| | | 1'07.946 (13) | 48.057 | 19.889 | | |




MFJ承認競技会
FUN&RUN! 2-Wheels



2023 FUN&RUN 2-Wheels (鈴鹿サーキット東コース)

NEO STANDARD_G310R 決勝 レース

2023 / 6 / 17 :

 SUZUKA CIRCUIT
East Course(2,243m)

個別ラップ表

Weather :Fine
Track :Dry

| | | | | |
|------|----------------------------|------------------|------------------|---------------------|
| No | 69 | Best Time | 1'06.482 | 121.458 km/h |
| Name | 川崎 | Total Time | 27'22.555 | 24 Laps |
| Team | MOTO-ART@ KAWASAKI Co.,Ltd | Average Lap Time | 1'08.527 | |
| Type | BMW/G310R | Today's Rank | 9 / 18 | |
| | | Today's Top Time | 1'03.677 | 126.809 km/h |

| | | | | |
|------|----------------------------|------------------|--|------|
| No | 69 (Driver1) | Best Time | | km/h |
| Name | 川崎 寛治 | Total Time | | Laps |
| Team | MOTO-ART@ KAWASAKI Co.,Ltd | Average Lap Time | | |
| Type | BMW/G310R | Today's Rank | | |
| | | Today's Top Time | | km/h |

| Lap | Passing Time | Lap Time | Sec1 | Sec2 | Sec3 | km/h |
|-----|--------------|-----------------------|----------|--------|------|------|
| | | | 47.139 | 19.286 | | |
| 1. | 1'06.425 | | | | | |
| | | B 1'06.482 (1) | 46.901 | 19.581 | | |
| 2. | 2'12.907 | | | | | |
| | | 1'07.179 (12) | 47.618 | 19.561 | | |
| 3. | 3'20.086 | | | | | |
| | | 1'06.898 (6) | 47.346 | 19.552 | | |
| 4. | 4'26.984 | | | | | |
| | | 1'06.813 (3) | 47.266 | 19.547 | | |
| 5. | 5'33.797 | | | | | |
| | | 1'06.926 (8) | 47.448 | 19.478 | | |
| 6. | 6'40.723 | | | | | |
| | | 1'07.333 (17) | 47.675 | 19.658 | | |
| 7. | 7'48.056 | | | | | |
| | | 1'07.152 (10) | 47.579 | 19.573 | | |
| 8. | 8'55.208 | | | | | |
| | | 1'07.047 (9) | 47.656 | 19.391 | | |
| 9. | 10'02.255 | | | | | |
| | | 1'06.881 (5) | 47.443 | 19.438 | | |
| 10. | 11'09.136 | | | | | |
| | | 1'11.673 (22) | 47.257 | 24.416 | | |
| 11. | 12'20.809 | Pit | | | | |
| | | 1'35.016 (23) | 1'15.591 | 19.425 | | |
| 12. | 13'55.825 | | | | | |
| | | 1'06.690 (2) | 46.951 | 19.739 | | |
| 13. | 15'02.515 | | | | | |
| | | 1'06.920 (7) | 47.521 | 19.399 | | |
| 14. | 16'09.435 | | | | | |
| | | 1'07.685 (21) | 48.174 | 19.511 | | |
| 15. | 17'17.120 | | | | | |
| | | 1'06.867 (4) | 47.348 | 19.519 | | |
| 16. | 18'23.987 | | | | | |
| | | 1'07.273 (14) | 47.542 | 19.731 | | |
| 17. | 19'31.260 | | | | | |
| | | 1'07.205 (13) | 47.583 | 19.622 | | |
| 18. | 20'38.465 | | | | | |
| | | 1'07.176 (11) | 47.567 | 19.609 | | |
| 19. | 21'45.641 | | | | | |
| | | 1'07.332 (16) | 47.528 | 19.804 | | |
| 20. | 22'52.973 | | | | | |
| | | 1'07.459 (20) | 47.662 | 19.797 | | |
| 21. | 24'00.432 | | | | | |
| | | 1'07.384 (18) | 47.620 | 19.764 | | |
| 22. | 25'07.816 | | | | | |
| | | 1'07.448 (19) | 47.713 | 19.735 | | |
| 23. | 26'15.264 | | | | | |
| | | 1'07.291 (15) | 47.476 | 19.815 | | |
| 24. | 27'22.555 | | | | | |




MFJ承認競技会
FUN&RUN! 2-Wheels



2023 FUN&RUN 2-Wheels (鈴鹿サーキット東コース)

NEO STANDARD_G310R 決勝 レース

2023 / 6 / 17 :

 SUZUKA CIRCUIT
East Course(2,243m)

個別ラップ表

Weather :Fine
Track :Dry

| | | | | |
|------|--|------------------|------------------|---------------------|
| No | 70 | Best Time | 1'04.053 | 126.064 km/h |
| Name | 山口 | Total Time | 25'58.151 | 24 Laps |
| Team | FUN FACTORY&CS STANCE&NRF&PRECIOL | Average Lap Time | 1'04.953 | |
| Type | BMW/G310R | Today's Rank | 3 / 18 | |
| | | Today's Top Time | 1'03.677 | 126.809 km/h |

| | | | | |
|------|--|------------------|--|------|
| No | 70 (Driver1) | Best Time | | km/h |
| Name | 山口 直哉 | Total Time | | Laps |
| Team | FUN FACTORY&CS STANCE&NRF&PRECIOL | Average Lap Time | | |
| Type | BMW/G310R | Today's Rank | | |
| | | Today's Top Time | | km/h |

| Lap | Passing Time | Lap Time | Sec1 | Sec2 | Sec3 | km/h |
|-----|---------------|-----------------------|--------|--------|------|------|
| | | | 45.135 | 19.084 | | |
| 1. | 1'04.219 | | | | | |
| 2. | 2'08.807 | 1'04.588 (15) | 45.735 | 18.853 | | |
| 3. | 3'13.086 | 1'04.279 (5) | 45.599 | 18.680 | | |
| 4. | 4'18.456 | 1'05.370 (19) | 46.313 | 19.057 | | |
| 5. | 5'22.995 | 1'04.539 (12) | 45.717 | 18.822 | | |
| 6. | 6'27.412 | 1'04.417 (11) | 45.731 | 18.686 | | |
| 7. | 7'31.516 | 1'04.104 (2) | 45.491 | 18.613 | | |
| 8. | 8'35.913 | 1'04.397 (9) | 45.402 | 18.995 | | |
| 9. | 9'40.480 | 1'04.567 (14) | 45.801 | 18.766 | | |
| 10. | 10'45.622 | 1'05.142 (17) | 46.272 | 18.870 | | |
| 11. | 11'50.778 | 1'05.156 (18) | 46.195 | 18.961 | | |
| 12. | 12'55.112 | 1'04.334 (6) | 45.602 | 18.732 | | |
| 13. | 13'59.515 | 1'04.403 (10) | 45.639 | 18.764 | | |
| 14. | 15'03.649 | 1'04.134 (3) | 45.509 | 18.625 | | |
| 15. | 16'08.192 | 1'04.543 (13) | 45.894 | 18.649 | | |
| 16. | 17'12.578 | 1'04.386 (8) | 45.712 | 18.674 | | |
| 17. | 18'16.631 | B 1'04.053 (1) | 45.389 | 18.664 | | |
| 18. | 19'22.356 | 1'05.725 (20) | 45.862 | 19.863 | | |
| 19. | 20'26.715 | 1'04.359 (7) | 45.674 | 18.685 | | |
| 20. | 21'30.922 | 1'04.207 (4) | 45.427 | 18.780 | | |
| 21. | 22'36.943 | 1'06.021 (22) | 46.738 | 19.283 | | |
| 22. | 23'41.686 | 1'04.743 (16) | 45.899 | 18.844 | | |
| 23. | 24'47.452 | 1'05.766 (21) | 46.211 | 19.555 | | |
| 24. | 25'58.151 Pit | 1'10.699 (23) | 46.707 | 23.992 | | |



MFJ承認競技会
FUN&RUN! 2-Wheels



2023 FUN&RUN 2-Wheels (鈴鹿サーキット東コース)

NEO STANDARD_G310R 決勝 レース

2023 / 6 / 17 :

 **SUZUKA CIRCUIT**
East Course(2,243m)

個別ラップ表

Weather :Fine
Track :Dry

| | | | | |
|------|-------------------------------|------------------|------------------|---------------------|
| No | 77 | Best Time | 1'03.772 | 126.620 km/h |
| Name | 栗田 | Total Time | 26'17.824 | 24 Laps |
| Team | CSスタンスファンファクトリー-立秋@zip | Average Lap Time | 1'05.835 | |
| Type | BMW/G310R | Today's Rank | 2 / 18 | |
| | | Today's Top Time | 1'03.677 | 126.809 km/h |

| | | | | |
|------|-------------------------------|------------------|--|------|
| No | 77 (Driver1) | Best Time | | km/h |
| Name | 栗田 学 | Total Time | | Laps |
| Team | CSスタンスファンファクトリー-立秋@zip | Average Lap Time | | |
| Type | BMW/G310R | Today's Rank | | |
| | | Today's Top Time | | km/h |

| Lap | Passing Time | Lap Time | Sec1 | Sec2 | Sec3 | km/h |
|-----|--------------|-----------------------|---------------|----------|--------|------|
| | | | 44.736 | 18.876 | | |
| 1. | 1'03.612 | | | | | |
| 2. | 2'08.496 | 1'04.884 (16) | 45.845 | 19.039 | | |
| 3. | 3'14.234 | 1'05.738 (21) | 46.876 | 18.862 | | |
| 4. | 4'19.314 | 1'05.080 (18) | 45.967 | 19.113 | | |
| 5. | 5'23.660 | 1'04.346 (8) | 45.454 | 18.892 | | |
| 6. | 6'27.886 | 1'04.226 (5) | 45.274 | 18.952 | | |
| 7. | 7'31.932 | 1'04.046 (3) | 45.270 | 18.776 | | |
| 8. | 8'36.273 | 1'04.341 (7) | 45.289 | 19.052 | | |
| 9. | 9'40.751 | 1'04.341 (7) | 45.289 | 19.052 | | |
| 10. | 10'45.940 | 1'04.478 (11) | 45.634 | 18.844 | | |
| 11. | 11'50.226 | 1'05.189 (19) | 46.232 | 18.957 | | |
| 12. | 12'54.766 | 1'04.286 (6) | 45.477 | 18.809 | | |
| 13. | 13'59.325 | 1'04.540 (13) | 45.379 | 19.161 | | |
| 14. | 15'03.484 | 1'04.559 (14) | 45.653 | 18.906 | | |
| 15. | 16'07.907 | 1'04.159 (4) | 45.271 | 18.888 | | |
| 16. | 17'12.334 | 1'04.423 (9) | 45.393 | 19.030 | | |
| 17. | 18'17.192 | 1'04.427 (10) | 45.502 | 18.925 | | |
| 18. | 19'22.397 | 1'04.858 (15) | 46.013 | 18.845 | | |
| 19. | 20'26.352 | 1'05.205 (20) | 45.596 | 19.609 | | |
| 20. | 21'30.124 | 1'03.955 (2) | 45.301 | 18.654 | | |
| 21. | 22'35.057 | B 1'03.772 (1) | 45.054 | 18.718 | | |
| 22. | 23'43.452 | 1'04.933 (17) | 46.052 | 18.881 | | |
| 23. | 25'13.320 | 1'08.395 (22) | 45.906 | 22.489 | | |
| 24. | 26'17.824 | Pit | 1'29.868 (23) | 1'11.160 | 18.708 | |
| | | | 1'04.504 (12) | 45.711 | 18.793 | |




MFJ承認競技会
FUN&RUN! 2-Wheels



2023 FUN&RUN 2-Wheels (鈴鹿サーキット東コース)

NEO STANDARD_G310R 決勝 レース

2023 / 6 / 17 :

 SUZUKA CIRCUIT
East Course(2,243m)

個別ラップ表

Weather :Fine
Track :Dry

| | | | | |
|------|---------------------|------------------|-----------|--------------|
| No | 90 | Best Time | 1'06.181 | 122.011 km/h |
| Name | 高橋千/高橋徹 | Total Time | 26'37.868 | 23 Laps |
| Team | TACT with CS-STANCE | Average Lap Time | 1'09.518 | |
| Type | BMW/G310R | Today's Rank | 8 / 18 | |
| | | Today's Top Time | 1'03.677 | 126.809 km/h |

| | | | |
|------|---------------------|------------------|------|
| No | 90 (Driver1) | Best Time | km/h |
| Name | 高橋 千帆 | Total Time | Laps |
| Team | TACT with CS-STANCE | Average Lap Time | |
| Type | BMW/G310R | Today's Rank | |
| | | Today's Top Time | km/h |

| | | | |
|------|---------------------|------------------|------|
| No | 90 (Driver2) | Best Time | km/h |
| Name | 高橋 徹 | Total Time | Laps |
| Team | TACT with CS-STANCE | Average Lap Time | |
| Type | BMW/G310R | Today's Rank | |
| | | Today's Top Time | km/h |

| Lap | Passing Time | Lap Time | Sec1 | Sec2 | Sec3 | km/h | Driver No |
|-----|--------------|-----------------------|----------|--------|------|------|-----------|
| 1. | 1'08.471 | | 48.153 | 20.318 | | | 0 |
| 2. | 2'16.826 | 1'08.355 (16) | 48.307 | 20.048 | | | 0 |
| 3. | 3'25.095 | 1'08.269 (15) | 48.604 | 19.665 | | | 0 |
| 4. | 4'33.457 | 1'08.362 (17) | 48.324 | 20.038 | | | 0 |
| 5. | 5'40.815 | 1'07.358 (10) | 47.911 | 19.447 | | | 0 |
| 6. | 6'48.854 | 1'08.039 (14) | 48.522 | 19.517 | | | 0 |
| 7. | 7'57.474 | 1'08.620 (19) | 48.601 | 20.019 | | | 0 |
| 8. | 9'06.146 | 1'08.672 (20) | 48.390 | 20.282 | | | 0 |
| 9. | 10'14.724 | 1'08.578 (18) | 48.357 | 20.221 | | | 0 |
| 10. | 11'30.437 | 1'15.713 (21) | 49.329 | 26.384 | | | 0 |
| 11. | 13'12.879 | 1'42.442 (22) | 1'22.552 | 19.890 | | | 0 |
| 12. | 14'20.763 | 1'07.884 (13) | 48.095 | 19.789 | | | 0 |
| 13. | 15'27.494 | 1'06.731 (2) | 47.453 | 19.278 | | | 0 |
| 14. | 16'34.404 | 1'06.910 (7) | 47.340 | 19.570 | | | 0 |
| 15. | 17'41.735 | 1'07.331 (9) | 47.798 | 19.533 | | | 0 |
| 16. | 18'49.483 | 1'07.748 (12) | 47.820 | 19.928 | | | 0 |
| 17. | 19'56.322 | 1'06.839 (3) | 47.313 | 19.526 | | | 0 |
| 18. | 21'03.607 | 1'07.285 (8) | 47.528 | 19.757 | | | 0 |
| 19. | 22'10.466 | 1'06.859 (5) | 47.515 | 19.344 | | | 0 |
| 20. | 23'16.647 | B 1'06.181 (1) | 46.838 | 19.343 | | | 0 |
| 21. | 24'23.553 | 1'06.906 (6) | 47.291 | 19.615 | | | 0 |
| 22. | 25'31.029 | 1'07.476 (11) | 47.424 | 20.052 | | | 0 |
| 23. | 26'37.868 | 1'06.839 (3) | 47.369 | 19.470 | | | 0 |



MFJ承認競技会
FUN&RUN! 2-Wheels



2023 FUN&RUN 2-Wheels (鈴鹿サーキット東コース)

NEO STANDARD_G310R 決勝 レース

2023 / 6 / 17 :

 SUZUKA CIRCUIT
East Course(2,243m)

個別ラップ表

Weather :Fine
Track :Dry

| | | | | |
|------|-------------------|------------------|------------------|---------------------|
| No | 190 | Best Time | 1'04.106 | 125.960 km/h |
| Name | 谷野/松浦 | Total Time | 26'42.427 | 24 Laps |
| Team | ART WORKSレーシングチーム | Average Lap Time | 1'06.836 | |
| Type | BMW/G310R | Today's Rank | 4 / 18 | |
| | | Today's Top Time | 1'03.677 | 126.809 km/h |

| | | | | |
|------|----------------------|------------------|--|------|
| No | 190 (Driver1) | Best Time | | km/h |
| Name | 谷野 昌俊 | Total Time | | Laps |
| Team | ART WORKSレーシングチーム | Average Lap Time | | |
| Type | BMW/G310R | Today's Rank | | |
| | | Today's Top Time | | km/h |

| | | | | |
|------|----------------------|------------------|--|------|
| No | 190 (Driver2) | Best Time | | km/h |
| Name | 松浦 光利 | Total Time | | Laps |
| Team | ART WORKSレーシングチーム | Average Lap Time | | |
| Type | BMW/G310R | Today's Rank | | |
| | | Today's Top Time | | km/h |

| Lap | Passing Time | Lap Time | Sec1 | Sec2 | Sec3 | km/h | Driver No |
|-----|--------------|-----------------------|----------|--------|------|------|-----------|
| 1. | 1'05.198 | | 46.103 | 19.095 | | | 0 |
| 2. | 2'09.392 | 1'04.194 (4) | 45.337 | 18.857 | | | 0 |
| 3. | 3'13.498 | B 1'04.106 (1) | 45.235 | 18.871 | | | 0 |
| 4. | 4'17.957 | 1'04.459 (8) | 45.561 | 18.898 | | | 0 |
| 5. | 5'22.867 | 1'04.910 (10) | 45.962 | 18.948 | | | 0 |
| 6. | 6'27.246 | 1'04.379 (6) | 45.611 | 18.768 | | | 0 |
| 7. | 7'31.420 | 1'04.174 (2) | 45.490 | 18.684 | | | 0 |
| 8. | 8'35.598 | 1'04.178 (3) | 45.199 | 18.979 | | | 0 |
| 9. | 9'39.977 | 1'04.379 (6) | 45.483 | 18.896 | | | 0 |
| 10. | 10'45.435 | 1'05.458 (15) | 45.893 | 19.565 | | | 0 |
| 11. | 11'50.042 | 1'04.607 (9) | 45.775 | 18.832 | | | 0 |
| 12. | 12'54.289 | 1'04.247 (5) | 45.274 | 18.973 | | | 0 |
| 13. | 14'03.973 | Pit 1'09.684 (22) | 45.987 | 23.697 | | | 0 |
| 14. | 15'46.701 | 1'42.728 (23) | 1'23.354 | 19.374 | | | 0 |
| 15. | 16'52.774 | 1'06.073 (20) | 46.910 | 19.163 | | | 0 |
| 16. | 17'59.164 | 1'06.390 (21) | 46.531 | 19.859 | | | 0 |
| 17. | 19'04.305 | 1'05.141 (13) | 46.121 | 19.020 | | | 0 |
| 18. | 20'09.820 | 1'05.515 (16) | 46.279 | 19.236 | | | 0 |
| 19. | 21'14.959 | 1'05.139 (12) | 46.275 | 18.864 | | | 0 |
| 20. | 22'20.618 | 1'05.659 (18) | 46.821 | 18.838 | | | 0 |
| 21. | 23'26.051 | 1'05.433 (14) | 46.431 | 19.002 | | | 0 |
| 22. | 24'31.608 | 1'05.557 (17) | 46.598 | 18.959 | | | 0 |
| 23. | 25'37.329 | 1'05.721 (19) | 46.443 | 19.278 | | | 0 |



MFJ承認競技会
FUN&RUN! 2-Wheels



2023 FUN&RUN 2-Wheels (鈴鹿サーキット東コース)

NEO STANDARD_G310R 決勝 レース

2023/6/17 :

 SUZUKA CIRCUIT
East Course(2,243m)

個別ラップ表

Weather :Fine
Track :Dry

| Lap | Passing Time | Lap Time | Sec1 | Sec2 | Sec3 | km/h | Driver No |
|-----|--------------|---------------|--------|--------|------|------|-----------|
| 24. | 26'42.427 | 1'05.098 (11) | 45.877 | 19.221 | | | 0 |




MFJ承認競技会
FUN&RUN! 2-Wheels



2023 FUN&RUN 2-Wheels (鈴鹿サーキット東コース)

NEO STANDARD_G310R 決勝 レース

2023 / 6 / 17 :

 SUZUKA CIRCUIT
East Course(2,243m)

個別ラップ表

Weather :Fine
Track :Dry

| | | | | |
|------|-----------|------------------|-----------|--------------|
| No | 451 | Best Time | 1'08.166 | 118.458 km/h |
| Name | 横井 | Total Time | 27'17.992 | 23 Laps |
| Team | 石ヨイ | Average Lap Time | 1'11.295 | |
| Type | BMW/G310R | Today's Rank | 15 / 18 | |
| | | Today's Top Time | 1'03.677 | 126.809 km/h |

| | | | |
|------|---------------|------------------|------|
| No | 451 (Driver1) | Best Time | km/h |
| Name | 横井 慎一 | Total Time | Laps |
| Team | 石ヨイ | Average Lap Time | |
| Type | BMW/G310R | Today's Rank | |
| | | Today's Top Time | km/h |

| Lap | Passing Time | Lap Time | Sec1 | Sec2 | Sec3 | km/h |
|-----|--------------|-----------------------|----------|--------|------|------|
| 1. | 1'09.497 | | 49.584 | 19.913 | | |
| 2. | 2'18.267 | 1'08.770 (3) | 48.672 | 20.098 | | |
| 3. | 3'26.433 | B 1'08.166 (1) | 48.292 | 19.874 | | |
| 4. | 4'34.849 | 1'08.416 (2) | 48.739 | 19.677 | | |
| 5. | 5'43.677 | 1'08.828 (4) | 48.722 | 20.106 | | |
| 6. | 6'53.197 | 1'09.520 (10) | 49.288 | 20.232 | | |
| 7. | 8'03.082 | 1'09.885 (15) | 49.808 | 20.077 | | |
| 8. | 9'12.513 | 1'09.431 (9) | 49.350 | 20.081 | | |
| 9. | 10'22.120 | 1'09.607 (12) | 49.236 | 20.371 | | |
| 10. | 11'38.242 | 1'16.122 (21) | 49.958 | 26.164 | | |
| | | Pit | | | | |
| 11. | 13'20.625 | 1'42.383 (22) | 1'22.282 | 20.101 | | |
| 12. | 14'29.853 | 1'09.228 (5) | 49.068 | 20.160 | | |
| 13. | 15'39.219 | 1'09.366 (7) | 49.290 | 20.076 | | |
| 14. | 16'49.313 | 1'10.094 (18) | 49.913 | 20.181 | | |
| 15. | 17'59.014 | 1'09.701 (14) | 49.546 | 20.155 | | |
| 16. | 19'08.660 | 1'09.646 (13) | 49.433 | 20.213 | | |
| 17. | 20'18.087 | 1'09.427 (8) | 49.225 | 20.202 | | |
| 18. | 21'28.139 | 1'10.052 (17) | 49.642 | 20.410 | | |
| 19. | 22'38.597 | 1'10.458 (19) | 50.313 | 20.145 | | |
| 20. | 23'48.126 | 1'09.529 (11) | 49.382 | 20.147 | | |
| 21. | 24'58.696 | 1'10.570 (20) | 50.041 | 20.529 | | |
| 22. | 26'08.047 | 1'09.351 (6) | 49.349 | 20.002 | | |
| 23. | 27'17.992 | 1'09.945 (16) | 49.598 | 20.347 | | |