



2023 鈴鹿サンデーロードレース 第2戦 8耐トライアウトFinalステージ

インターJSB1000 決勝 レース

2023 / 5 / 21 :



SUZUKA CIRCUIT

個別ラップ表

Weather :Fine

Full Course 2-Wheels(5,821m)

Track :Dry

No	2	Best Time	2'18.306	151.516 km/h
Name	高居 京平	Total Time	18'45.304	8 Laps
Team	IRF with アスールレーン5	Average Lap Time	2'19.515	
Type	YAMAHA/YZF-R1	Today's Rank	32 / 44	
		Today's Top Time	2'12.497	158.159 km/h

Lap	Passing Time	Lap Time	Sec1	Sec2	Sec3	Sec4	km/h
1.	2'28.699		45.875	24.630	51.544	26.650	268.624
2.	4'49.192	2'20.493 (7)	39.071	23.779	50.856	26.787	263.784
3.	7'09.365	2'20.173 (4)	38.380	23.731	51.478	26.584	262.209
4.	9'29.548	2'20.183 (5)	38.652	24.020	51.109	26.402	259.882
5.	11'48.187	2'18.639 (3)	38.254	23.797	50.562	26.026	277.975
6.	14'08.674	2'20.487 (6)	38.460	23.708	52.055	26.264	256.842
7.	16'26.980	B 2'18.306 (1)	38.216	23.488	50.938	25.664	282.444
8.	18'45.304	2'18.324 (2)	38.129	23.634	50.488	26.073	276.226



2023 鈴鹿サンデーロードレース 第2戦 8耐トライアウトFinalステージ

インターJSB1000 決勝レース

2023 / 5 / 21 :



SUZUKA CIRCUIT

個別ラップ表

Weather :Fine

Track :Dry

Full Course 2-Wheels(5,821m)

No	3	Best Time	2'17.891	151.972 km/h
Name	荒川 雅彦	Total Time	18'39.554	8 Laps
Team	TeamマツナガKDC YSP名古屋北 with M&Y	Average Lap Time	2'18.836	
Type	YAMAHA/YZF-R1	Today's Rank	27 / 44	
		Today's Top Time	2'12.497	158.159 km/h

Lap	Passing Time	Lap Time	Sec1	Sec2	Sec3	Sec4	km/h
1.	2'27.702		43.481	24.591	51.988	27.642	266.182
2.	4'46.709	2'19.007 (5)	38.433	23.707	50.915	25.952	263.784
3.	7'05.942	2'19.233 (6)	38.064	23.565	51.430	26.174	270.277
4.	9'24.727	2'18.785 (3)	38.412	23.567	50.963	25.843	266.182
5.	11'42.815	2'18.088 (2)	38.057	23.583	50.766	25.682	270.277
6.	14'00.706	B 2'17.891 (1)	37.714	23.375	50.794	26.008	258.353
7.	16'19.532	2'18.826 (4)	38.037	23.608	51.134	26.047	272.795
8.	18'39.554	2'20.022 (7)	38.169	23.803	51.208	26.842	267.805

インターJSB1000 決勝レース

2023 / 5 / 21 :



SUZUKA CIRCUIT

個別ラップ表

Weather :Fine

Full Course 2-Wheels(5,821m)

Track :Dry

No	5	Best Time	2'13.324	157.178 km/h
Name	中島 陽向	Total Time	17'51.544	8 Laps
Team	Team BIZENSEIKI KirimotoTechno Works 2	Average Lap Time	2'13.869	
Type	Kawasaki/ZX-10R	Today's Rank	5 / 44	
		Today's Top Time	2'12.497	158.159 km/h

Lap	Passing Time	Lap Time	Sec1	Sec2	Sec3	Sec4	km/h
1.	2'14.456		37.797	22.812	48.980	24.867	284.272
2.	4'27.780	B 2'13.324 (1)	36.812	22.513	49.307	24.692	284.272
3.	6'41.609	2'13.829 (2)	36.651	22.714	49.561	24.903	280.639
4.	8'55.544	2'13.935 (4)	37.013	22.766	49.327	24.829	286.124
5.	11'09.560	2'14.016 (5)	36.800	22.764	49.653	24.799	284.272
6.	13'23.419	2'13.859 (3)	36.908	22.767	49.202	24.982	284.272
7.	15'37.521	2'14.102 (7)	37.064	22.826	49.320	24.892	283.355
8.	17'51.544	2'14.023 (6)	36.899	22.875	49.623	24.626	285.195



2023 鈴鹿サンデーロードレース 第2戦 8耐トライアウトFinalステージ

インターJSB1000 決勝レース

2023 / 5 / 21 :



SUZUKA CIRCUIT

個別ラップ表

Weather :Fine

Track :Dry

Full Course 2-Wheels(5,821m)

No	6	Best Time	2'15.219	154.975 km/h
Name	森 健祐	Total Time	19'36.317	8 Laps
Team	HondaブルーヘルメットMSC Asaka	Average Lap Time	2'15.862	
Type	Honda/CBR1000RR-R	Today's Rank	12 / 44	
		Today's Top Time	2'12.497	158.159 km/h

Lap	Passing Time	Lap Time	Sec1	Sec2	Sec3	Sec4	km/h
			2'06.026	23.375	50.051	25.826	285.195
1.	3'45.278						
		2'15.834 (5)	37.588	23.487	49.607	25.152	289.901
2.	6'01.112						
		B 2'15.219 (1)	37.095	23.076	49.847	25.201	288.947
3.	8'16.331						
		2'15.635 (4)	37.037	23.082	50.298	25.218	289.901
4.	10'31.966						
		2'15.258 (2)	37.185	23.036	49.953	25.084	288.947
5.	12'47.224						
		2'15.453 (3)	37.223	23.118	49.970	25.142	290.861
6.	15'02.677						
		2'16.851 (7)	37.664	23.306	50.570	25.311	287.059
7.	17'19.528						
		2'16.789 (6)	37.618	23.170	50.382	25.619	288.947
8.	19'36.317						



2023 鈴鹿サンデーロードレース 第2戦 8耐トライアウトFinalステージ

インターJSB1000 決勝レース

2023 / 5 / 21 :



SUZUKA CIRCUIT

個別ラップ表

Weather :Fine

Track :Dry

Full Course 2-Wheels(5,821m)

No	12	Best Time	2'18.271	151.555 km/h
Name	加藤 久幸	Total Time	18'40.854	8 Laps
Team	クラブエスポイント&オールオート。	Average Lap Time	2'19.169	
Type	YAMAHA/YZF-R1	Today's Rank	31 / 44	
		Today's Top Time	2'12.497	158.159 km/h

Lap	Passing Time	Lap Time	Sec1	Sec2	Sec3	Sec4	km/h
1.	2'26.669		42.960	24.480	52.306	26.923	254.609
2.	4'44.940	B 2'18.271 (1)	37.927	23.549	50.715	26.080	271.111
3.	7'03.679	2'18.739 (2)	37.761	23.488	51.187	26.303	267.805
4.	9'22.801	2'19.122 (4)	38.530	23.610	50.740	26.242	265.378
5.	11'41.585	2'18.784 (3)	38.078	23.521	51.012	26.173	263.784
6.	14'01.165	2'19.580 (5)	38.097	23.660	51.235	26.588	264.578
7.	16'20.911	2'19.746 (6)	38.325	23.794	51.327	26.300	260.653
8.	18'40.854	2'19.943 (7)	38.155	23.557	51.240	26.991	272.795



2023 鈴鹿サンデーロードレース 第2戦 8耐トライアウトFinalステージ

インターJSB1000 決勝レース

2023 / 5 / 21 :



SUZUKA CIRCUIT

個別ラップ表

Weather :Fine

Track :Dry

Full Course 2-Wheels(5,821m)

No	17	Best Time	2'17.956	151.901 km/h
Name	喜田 優人	Total Time	18'38.387	8 Laps
Team	山科カワサキ KEN Racing	Average Lap Time	2'18.719	
Type	Kawasaki/ZX-10R	Today's Rank	28 / 44	
		Today's Top Time	2'12.497	158.159 km/h

Lap	Passing Time	Lap Time	Sec1	Sec2	Sec3	Sec4	km/h
1.	2'27.353		43.926	24.791	51.801	26.835	259.115
2.	4'45.309	B 2'17.956 (1)	38.459	23.419	50.007	26.071	277.098
3.	7'03.887	2'18.578 (4)	38.105	23.535	50.701	26.237	272.795
4.	9'21.952	2'18.065 (2)	38.036	23.340	50.969	25.720	264.578
5.	11'40.615	2'18.663 (5)	38.008	23.583	51.202	25.870	277.098
6.	13'58.913	2'18.298 (3)	37.962	23.711	51.106	25.519	278.857
7.	16'18.374	2'19.461 (6)	38.266	23.824	51.194	26.177	275.361
8.	18'38.387	2'20.013 (7)	38.631	23.871	51.235	26.276	276.226

2023 鈴鹿サンデーロードレース 第2戦 8耐トライアウトFinalステージ

インターJSB1000 決勝レース

2023 / 5 / 21 :



SUZUKA CIRCUIT

個別ラップ表

Weather :Fine

Full Course 2-Wheels(5,821m)

Track :Dry

No	19	Best Time	2'13.318	157.185 km/h
Name	片平 亮輔	Total Time	18'04.052	8 Laps
Team	CLUB NEXT Honda Dream 高崎	Average Lap Time	2'15.218	
Type	Honda/CBR1000RR-R	Today's Rank	4 / 44	
		Today's Top Time	2'12.497	158.159 km/h

Lap	Passing Time	Lap Time	Sec1	Sec2	Sec3	Sec4	km/h
1.	2'17.521		39.860	23.240	49.585	24.836	269.448
2.	4'30.839	B 2'13.318 (1)	36.861	22.602	48.757	25.098	277.975
3.	6'45.171	2'14.332 (2)	36.825	22.702	49.904	24.901	271.950
4.	9'00.242	2'15.071 (3)	36.830	22.917	49.955	25.369	274.500
5.	11'15.771	2'15.529 (5)	37.378	23.027	49.879	25.245	272.795
6.	13'31.246	2'15.475 (4)	37.129	22.950	50.016	25.380	273.645
7.	15'47.555	2'16.309 (6)	37.384	22.943	50.360	25.622	271.111
8.	18'04.052	2'16.497 (7)	37.729	23.090	50.299	25.379	274.500



2023 鈴鹿サンデーロードレース 第2戦 8耐トライアウトFinalステージ

インターJSB1000 決勝レース

2023 / 5 / 21 :



SUZUKA CIRCUIT

個別ラップ表

Weather :Fine

Full Course 2-Wheels(5,821m)

Track :Dry

No	21	Best Time	2'17.157	152.785 km/h
Name	本田 恵一	Total Time	18'29.784	8 Laps
Team	Honda 双友会 Tochigi Racing	Average Lap Time	2'17.871	
Type	Honda/CBR1000RR-R	Today's Rank	24 / 44	
		Today's Top Time	2'12.497	158.159 km/h

Lap	Passing Time	Lap Time	Sec1	Sec2	Sec3	Sec4	km/h
			43.350	24.213	51.308	25.810	287.059
1.	2'24.681						
		2'18.252 (6)	37.712	23.854	50.794	25.892	289.901
2.	4'42.933						
		2'17.892 (4)	37.954	23.527	50.933	25.478	288.947
3.	7'00.825						
		2'18.813 (7)	38.284	23.831	51.230	25.468	288.947
4.	9'19.638						
		2'17.667 (3)	37.743	23.812	50.537	25.575	286.124
5.	11'37.305						
		B 2'17.157 (1)	37.765	23.430	50.541	25.421	288.000
6.	13'54.462						
		2'17.300 (2)	37.584	23.549	50.562	25.605	287.059
7.	16'11.762						
		2'18.022 (5)	37.671	23.502	50.741	26.108	288.000
8.	18'29.784						

2023 鈴鹿サンデーロードレース 第2戦 8耐トライアウトFinalステージ

インターJSB1000 決勝レース

2023 / 5 / 21 :



SUZUKA CIRCUIT

個別ラップ表

Weather :Fine

Full Course 2-Wheels(5,821m)

Track :Dry

No	23	Best Time	2'18.055	151.792 km/h
Name	久野 光博	Total Time	18'41.605	8 Laps
Team	feniceTOTTORI&MOTOWORKS	Average Lap Time	2'19.062	
Type	YAMAHA/YZF-R1	Today's Rank	29 / 44	
		Today's Top Time	2'12.497	158.159 km/h

Lap	Passing Time	Lap Time	Sec1	Sec2	Sec3	Sec4	km/h
1.	2'28.168		44.629	24.821	51.978	26.740	268.624
2.	4'48.594	2'20.426 (7)	38.732	23.848	51.514	26.332	273.645
3.	7'07.916	2'19.322 (5)	38.169	23.832	51.587	25.734	281.538
4.	9'28.093	2'20.177 (6)	38.556	23.860	51.543	26.218	256.842
5.	11'46.148	B 2'18.055 (1)	38.346	23.415	50.642	25.652	275.361
6.	14'04.724	2'18.576 (4)	38.049	23.850	50.973	25.704	271.950
7.	16'23.059	2'18.335 (2)	37.911	23.809	50.941	25.674	266.182
8.	18'41.605	2'18.546 (3)	37.577	23.580	51.014	26.375	275.361



2023 鈴鹿サンデーロードレース 第2戦 8耐トライアウトFinalステージ

インターJSB1000 決勝レース

2023 / 5 / 21 :



SUZUKA CIRCUIT

個別ラップ表

Weather :Fine

Full Course 2-Wheels(5,821m)

Track :Dry

No	24	Best Time	2'16.522	153.496 km/h
Name	吉田 和憲	Total Time	18'29.449	8 Laps
Team	icu racing team	Average Lap Time	2'17.926	
Type	YAMAHA/YZF-R1	Today's Rank	21 / 44	
		Today's Top Time	2'12.497	158.159 km/h

Lap	Passing Time	Lap Time	Sec1	Sec2	Sec3	Sec4	km/h
			42.553	23.664	51.321	26.429	266.182
1.	2'23.967						
		2'19.197 (7)	38.143	23.954	51.298	25.802	276.226
2.	4'43.164						
		2'17.879 (4)	38.115	23.373	50.989	25.402	279.745
3.	7'01.043						
		2'18.684 (6)	38.254	23.394	51.705	25.331	278.857
4.	9'19.727						
		2'17.084 (2)	37.811	23.294	50.714	25.265	274.500
5.	11'36.811						
		B 2'16.522 (1)	37.867	23.224	50.309	25.122	275.361
6.	13'53.333						
		2'17.562 (3)	37.807	23.508	50.902	25.345	273.645
7.	16'10.895						
		2'18.554 (5)	38.160	23.473	50.733	26.188	271.950
8.	18'29.449						



2023 鈴鹿サンデーロードレース 第2戦 8耐トライアウトFinalステージ

インターJSB1000 決勝 レース

2023 / 5 / 21 :



SUZUKA CIRCUIT

個別ラップ表

Weather :Fine

Full Course 2-Wheels(5,821m)

Track :Dry

No	25	Best Time	2'13.811	156.606 km/h
Name	遠藤 晃慶	Total Time	6'44.925	3 Laps
Team	IRF with アスールレーン4	Average Lap Time	2'13.973	
Type	YAMAHA/YZF-R1	Today's Rank	6 / 44	
		Today's Top Time	2'12.497	158.159 km/h

Lap	Passing Time	Lap Time	Sec1	Sec2	Sec3	Sec4	km/h
1.	2'16.979		38.942	22.864	49.961	25.212	279.745
2.	4'30.790	B 2'13.811 (1)	36.617	22.641	49.468	25.085	283.355
3.	6'44.925	2'14.135 (2)	36.665	22.747	49.941	24.782	279.745



2023 鈴鹿サンデーロードレース 第2戦 8耐トライアウトFinalステージ

インターJSB1000 決勝レース

2023 / 5 / 21 :



SUZUKA CIRCUIT

個別ラップ表

Weather :Fine

Full Course 2-Wheels(5,821m)

Track :Dry

No	26	Best Time	2'15.293	154.890 km/h
Name	吉廣 光	Total Time	18'11.056	8 Laps
Team	CLUBNEXT Honda Dream TAKASAKI	Average Lap Time	2'15.806	
Type	Honda/CBR1000RR-R	Today's Rank	13 / 44	
		Today's Top Time	2'12.497	158.159 km/h

Lap	Passing Time	Lap Time	Sec1	Sec2	Sec3	Sec4	km/h
1.	2'20.414		41.202	23.206	50.293	25.713	273.645
2.	4'35.866	2'15.452 (3)	37.544	22.922	49.698	25.288	279.745
3.	6'52.348	2'16.482 (7)	37.674	23.092	50.200	25.516	286.124
4.	9'08.318	2'15.970 (5)	37.299	22.954	50.503	25.214	281.538
5.	11'24.010	2'15.692 (4)	37.420	23.049	49.974	25.249	287.059
6.	13'39.461	2'15.451 (2)	37.245	23.133	50.011	25.062	286.124
7.	15'54.754	B 2'15.293 (1)	37.328	23.065	49.725	25.175	282.444
8.	18'11.056	2'16.302 (6)	37.401	23.290	49.882	25.729	283.355



2023 鈴鹿サンデーロードレース 第2戦 8耐トライアウトFinalステージ

インターJSB1000 決勝レース

2023 / 5 / 21 :



SUZUKA CIRCUIT

個別ラップ表

Weather :Fine

Full Course 2-Wheels(5,821m)

Track :Dry

No	27	Best Time	2'15.959	154.132 km/h
Name	西中 綱	Total Time	18'23.861	8 Laps
Team	MOTORCYCLES#27	Average Lap Time	2'17.189	
Type	Honda/CBR1000RR-R	Today's Rank	18 / 44	
		Today's Top Time	2'12.497	158.159 km/h

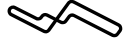
Lap	Passing Time	Lap Time	Sec1	Sec2	Sec3	Sec4	km/h
1.	2'23.535		42.639	24.045	50.819	26.032	285.195
2.	4'39.494	B 2'15.959 (1)	37.767	23.209	49.769	25.214	283.355
3.	6'56.122	2'16.628 (2)	37.462	23.161	50.435	25.570	280.639
4.	9'13.489	2'17.367 (4)	37.872	23.444	50.340	25.711	279.745
5.	11'31.220	2'17.731 (6)	37.905	23.547	50.771	25.508	280.639
6.	13'48.474	2'17.254 (3)	37.773	23.550	50.453	25.478	279.745
7.	16'06.369	2'17.895 (7)	37.924	23.856	50.704	25.411	283.355
8.	18'23.861	2'17.492 (5)	37.833	23.461	50.503	25.695	282.444



2023 鈴鹿サンデーロードレース 第2戦 8耐トライアウトFinalステージ

インターJSB1000 決勝 レース

2023 / 5 / 21 :



SUZUKA CIRCUIT

個別ラップ表

Weather :Fine

Full Course 2-Wheels(5,821m)

Track :Dry

No	31	Best Time		km/h
Name	岸本 修	Total Time	3'10.951	1 Laps
Team	TeamマツナガKDC&YSP名古屋北&愛知トヨタ	Average Lap Time		
Type	YAMAHA/YZF-R1	Today's Rank	41 / 44	
		Today's Top Time	2'12.497	158.159 km/h

Lap	Passing Time	Lap Time	Sec1	Sec2	Sec3	Sec4	km/h
1.	3'10.951	Pit	45.818	32.581	1'06.364	46.188	183.000



2023 鈴鹿サンデーロードレース 第2戦 8耐トライアウトFinalステージ

インターJSB1000 決勝レース

2023 / 5 / 21 :



SUZUKA CIRCUIT

個別ラップ表

Weather :Fine

Full Course 2-Wheels(5,821m)

Track :Dry

No	36	Best Time	2'16.372	153.665 km/h
Name	左村 英祐	Total Time	18'22.830	8 Laps
Team	トライポイント&Factory HIRO FUCHS Silkolene	Average Lap Time	2'16.966	
Type	SUZUKI/GSX-R1000R	Today's Rank	20 / 44	
		Today's Top Time	2'12.497	158.159 km/h

Lap	Passing Time	Lap Time	Sec1	Sec2	Sec3	Sec4	km/h
1.	2'24.065		43.011	24.157	50.714	26.183	277.098
2.	4'41.304	2'17.239 (5)	37.910	23.206	50.715	25.408	278.857
3.	6'58.374	2'17.070 (4)	37.815	23.412	50.692	25.151	278.857
4.	9'15.133	2'16.759 (3)	37.780	23.353	50.517	25.109	277.975
5.	11'32.445	2'17.312 (7)	37.892	23.606	50.718	25.096	280.639
6.	13'48.817	B 2'16.372 (1)	37.543	23.459	50.279	25.091	281.538
7.	16'05.553	2'16.736 (2)	37.737	23.448	50.400	25.151	277.098
8.	18'22.830	2'17.277 (6)	37.536	23.484	50.938	25.319	277.975



2023 鈴鹿サンデーロードレース 第2戦 8耐トライアウトFinalステージ

インターJSB1000 決勝レース

2023 / 5 / 21 :



SUZUKA CIRCUIT

個別ラップ表

Weather :Fine

Full Course 2-Wheels(5,821m)

Track :Dry

No	41	Best Time	2'17.219	152.716 km/h
Name	松永 修	Total Time	18'30.613	8 Laps
Team	TeamマツナガKDC&YSP名古屋北	Average Lap Time	2'17.883	
Type	YAMAHA/YZF-R1	Today's Rank	25 / 44	
		Today's Top Time	2'12.497	158.159 km/h

Lap	Passing Time	Lap Time	Sec1	Sec2	Sec3	Sec4	km/h
			43.541	24.428	51.164	26.293	286.124
1.	2'25.426						
		2'18.179 (4)	37.291	23.772	51.113	26.003	283.355
2.	4'43.605						
		2'18.329 (6)	37.812	23.751	51.392	25.374	287.059
3.	7'01.934						
		2'18.459 (7)	37.581	23.658	51.671	25.549	270.277
4.	9'20.393						
		2'17.424 (3)	37.834	23.511	50.440	25.639	278.857
5.	11'37.817						
		B 2'17.219 (1)	37.973	23.413	50.465	25.368	286.124
6.	13'55.036						
		2'17.251 (2)	37.427	23.588	50.668	25.568	286.124
7.	16'12.287						
		2'18.326 (5)	38.472	23.696	49.775	26.383	286.124
8.	18'30.613						



2023 鈴鹿サンデーロードレース 第2戦 8耐トライアウトFinalステージ

インターJSB1000 決勝レース

2023 / 5 / 21 :



SUZUKA CIRCUIT

個別ラップ表

Weather :Fine

Track :Dry

Full Course 2-Wheels(5,821m)

No	42	Best Time	2'16.645	153.358 km/h
Name	櫻山 茂昇	Total Time	18'34.202	8 Laps
Team	信州活性プロジェクトTeam長野	Average Lap Time	2'18.936	
Type	BMW/S1000RR	Today's Rank	23 / 44	
		Today's Top Time	2'12.497	158.159 km/h

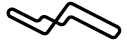
Lap	Passing Time	Lap Time	Sec1	Sec2	Sec3	Sec4	km/h
1.	2'21.648		41.887	23.852	50.777	25.132	264.578
2.	4'38.729	2'17.081 (2)	37.826	23.157	50.895	25.203	272.795
3.	6'55.374	B 2'16.645 (1)	37.675	23.294	50.387	25.289	274.500
4.	9'12.715	2'17.341 (3)	38.273	23.487	50.356	25.225	276.226
5.	11'31.389	2'18.674 (4)	38.208	23.799	51.448	25.219	271.950
6.	13'50.559	2'19.170 (5)	38.356	24.048	51.288	25.478	275.361
7.	16'11.849	2'21.290 (6)	39.068	23.909	52.168	26.145	253.873
8.	18'34.202	2'22.353 (7)	38.741	23.779	52.770	27.063	264.578



2023 鈴鹿サンデーロードレース 第2戦 8耐トライアウトFinalステージ

インターJSB1000 決勝レース

2023 / 5 / 21 :



SUZUKA CIRCUIT

個別ラップ表

Weather :Fine

Track :Dry

Full Course 2-Wheels(5,821m)

No	43	Best Time	2'15.172	155.029 km/h
Name	東村 伊佐三	Total Time	18'18.001	8 Laps
Team	Shinshu activation project Team NAGANO	Average Lap Time	2'16.431	
Type	BMW/S1000RR	Today's Rank	11 / 44	
		Today's Top Time	2'12.497	158.159 km/h

Lap	Passing Time	Lap Time	Sec1	Sec2	Sec3	Sec4	km/h
1.	2'22.980		42.790	24.053	50.644	25.493	278.857
2.	4'38.152	B 2'15.172 (1)	37.167	23.084	49.922	24.999	277.975
3.	6'54.986	2'16.834 (5)	37.228	23.382	50.829	25.395	280.639
4.	9'10.271	2'15.285 (2)	37.006	23.210	50.067	25.002	276.226
5.	11'27.088	2'16.817 (4)	37.669	23.176	50.308	25.664	270.277
6.	13'44.076	2'16.988 (6)	37.530	23.408	50.613	25.437	278.857
7.	16'00.456	2'16.380 (3)	37.569	23.326	50.175	25.310	279.745
8.	18'18.001	2'17.545 (7)	37.762	23.212	50.906	25.665	278.857

インターJSB1000 決勝レース

2023 / 5 / 21 :



SUZUKA CIRCUIT

個別ラップ表

Weather :Fine

Full Course 2-Wheels(5,821m)

Track :Dry

No	46	Best Time	2'15.004	155.222 km/h
Name	岡田 寛正	Total Time	18'13.316	8 Laps
Team	HondaブルーヘルメットMSC熊本	Average Lap Time	2'16.400	
Type	Honda/CBR1000RR-R	Today's Rank	9 / 44	
		Today's Top Time	2'12.497	158.159 km/h

Lap	Passing Time	Lap Time	Sec1	Sec2	Sec3	Sec4	km/h
1.	2'18.512		39.725	23.336	50.191	25.260	280.639
2.	4'33.516	B 2'15.004 (1)	37.184	23.064	49.485	25.271	284.272
3.	6'49.134	2'15.618 (2)	37.170	23.110	49.969	25.369	282.444
4.	9'05.356	2'16.222 (4)	37.297	23.382	50.204	25.339	284.272
5.	11'21.515	2'16.159 (3)	37.321	23.277	50.164	25.397	281.538
6.	13'37.947	2'16.432 (5)	37.424	23.567	50.206	25.235	282.444
7.	15'55.249	2'17.302 (6)	37.527	23.277	50.600	25.898	275.361
8.	18'13.316	2'18.067 (7)	37.525	23.482	50.641	26.419	278.857



2023 鈴鹿サンデーロードレース 第2戦 8耐トライアウトFinalステージ

インターJSB1000 決勝レース

2023 / 5 / 21 :



SUZUKA CIRCUIT

個別ラップ表

Weather :Fine

Track :Dry

Full Course 2-Wheels(5,821m)

No	52	Best Time	2'14.705	155.567 km/h
Name	増田 雄基	Total Time	18'06.399	8 Laps
Team	GESUNDHEIT Racing	Average Lap Time	2'15.480	
Type	Honda/CBR1000RR-R	Today's Rank	7 / 44	
		Today's Top Time	2'12.497	158.159 km/h

Lap	Passing Time	Lap Time	Sec1	Sec2	Sec3	Sec4	km/h
1.	2'18.037		39.546	22.951	50.218	25.322	273.645
2.	4'32.742	B 2'14.705 (1)	37.185	22.773	49.655	25.092	288.947
3.	6'47.639	2'14.897 (2)	37.134	22.937	49.711	25.115	288.000
4.	9'02.964	2'15.325 (3)	37.401	23.118	49.631	25.175	288.000
5.	11'18.630	2'15.666 (5)	37.292	23.228	49.738	25.408	287.059
6.	13'33.975	2'15.345 (4)	37.437	23.216	49.578	25.114	288.947
7.	15'50.034	2'16.059 (6)	37.735	23.340	49.713	25.271	286.124
8.	18'06.399	2'16.365 (7)	37.673	23.147	49.829	25.716	276.226

2023 鈴鹿サンデーロードレース 第2戦 8耐トライアウトFinalステージ

インターJSB1000 決勝レース

2023 / 5 / 21 :



SUZUKA CIRCUIT

個別ラップ表

Weather :Fine

Full Course 2-Wheels(5,821m)

Track :Dry

No	54	Best Time	2'16.305	153.741 km/h
Name	宮腰 武	Total Time	18'18.577	8 Laps
Team	IRF with AZURLANE 1	Average Lap Time	2'16.766	
Type	YAMAHA /YZF-R1	Today's Rank	19 / 44	
		Today's Top Time	2'12.497	158.159 km/h

Lap	Passing Time	Lap Time	Sec1	Sec2	Sec3	Sec4	km/h
1.	2'21.213		41.198	24.002	50.178	25.835	281.538
2.	4'37.518	B 2'16.305 (1)	37.484	23.351	50.089	25.381	282.444
3.	6'54.857	2'17.339 (6)	37.383	23.796	50.656	25.504	282.444
4.	9'11.233	2'16.376 (2)	37.689	23.398	50.143	25.146	283.355
5.	11'27.698	2'16.465 (4)	37.469	23.495	50.197	25.304	282.444
6.	13'44.647	2'16.949 (5)	37.440	23.678	50.169	25.662	283.355
7.	16'01.099	2'16.452 (3)	37.537	23.416	50.251	25.248	282.444
8.	18'18.577	2'17.478 (7)	37.477	23.647	50.434	25.920	281.538



2023 鈴鹿サンデーロードレース 第2戦 8耐トライアウトFinalステージ

インターJSB1000 決勝レース

2023 / 5 / 21 :



SUZUKA CIRCUIT

個別ラップ表

Weather :Fine

Full Course 2-Wheels(5,821m)

Track :Dry

No	55	Best Time	2'16.628	153.377 km/h
Name	安達 勝紀	Total Time	18'26.083	8 Laps
Team	NICHIRIN RACING NOI:Z	Average Lap Time	2'17.318	
Type	YAMAHA/YZF-R1	Today's Rank	22 / 44	
		Today's Top Time	2'12.497	158.159 km/h

Lap	Passing Time	Lap Time	Sec1	Sec2	Sec3	Sec4	km/h
1.	2'24.853		43.821	23.973	51.503	25.556	288.947
2.	4'42.226	2'17.373 (4)	37.566	23.475	50.537	25.795	285.195
3.	6'59.678	2'17.452 (5)	38.416	23.139	50.594	25.303	278.857
4.	9'17.672	2'17.994 (7)	38.193	23.466	50.711	25.624	279.745
5.	11'34.621	2'16.949 (2)	37.993	23.148	50.470	25.338	275.361
6.	13'52.142	2'17.521 (6)	38.270	23.190	50.773	25.288	277.975
7.	16'08.770	B 2'16.628 (1)	37.784	23.123	50.421	25.300	276.226
8.	18'26.083	2'17.313 (3)	38.125	23.234	50.297	25.657	277.098



2023 鈴鹿サンデーロードレース 第2戦 8耐トライアウトFinalステージ

インターJSB1000 決勝レース

2023 / 5 / 21 :



SUZUKA CIRCUIT

個別ラップ表

Weather :Fine

Full Course 2-Wheels(5,821m)

Track :Dry

No	56	Best Time	2'18.059	151.787 km/h
Name	小林 寛明	Total Time	18'39.377	8 Laps
Team	ATJ Racing	Average Lap Time	2'18.898	
Type	Honda/CBR1000RR	Today's Rank	30 / 44	
		Today's Top Time	2'12.497	158.159 km/h

Lap	Passing Time	Lap Time	Sec1	Sec2	Sec3	Sec4	km/h
			44.078	24.751	51.562	26.700	263.784
1.	2'27.091						
		2'19.100 (5)	38.555	23.936	50.786	25.823	280.639
2.	4'46.191						
		2'19.469 (6)	38.438	23.500	51.386	26.145	278.857
3.	7'05.660						
		2'18.676 (4)	38.447	23.623	50.859	25.747	283.355
4.	9'24.336						
		B 2'18.059 (1)	38.235	23.627	50.736	25.461	284.272
5.	11'42.395						
		2'18.154 (2)	37.938	23.352	50.719	26.145	277.975
6.	14'00.549						
		2'18.647 (3)	38.026	23.519	51.099	26.003	274.500
7.	16'19.196						
		2'20.181 (7)	38.281	23.815	51.234	26.851	276.226
8.	18'39.377						



2023 鈴鹿サンデーロードレース 第2戦 8耐トライアウトFinalステージ

インターJSB1000 決勝レース

2023 / 5 / 21 :



SUZUKA CIRCUIT

個別ラップ表

Weather :Fine

Track :Dry

Full Course 2-Wheels(5,821m)

No	57	Best Time	2'18.446	151.363 km/h
Name	平城 彰雄	Total Time	18'47.495	8 Laps
Team	ファンファクトリーとCSSTANCE&ジニアス&立秋M	Average Lap Time	2'20.063	
Type	BMW/S1000RR	Today's Rank	34 / 44	
		Today's Top Time	2'12.497	158.159 km/h

Lap	Passing Time	Lap Time	Sec1	Sec2	Sec3	Sec4	km/h
1.	2'27.048		43.597	24.786	51.952	26.713	265.378
2.	4'47.919	2'20.871 (7)	38.815	23.874	51.610	26.572	269.448
3.	7'08.655	2'20.736 (5)	38.417	24.022	51.802	26.495	272.795
4.	9'29.398	2'20.743 (6)	38.518	24.046	51.689	26.490	269.448
5.	11'49.364	2'19.966 (3)	38.579	23.837	51.303	26.247	273.645
6.	14'09.942	2'20.578 (4)	37.724	23.901	52.173	26.780	271.950
7.	16'29.049	2'19.107 (2)	37.741	23.934	51.280	26.152	272.795
8.	18'47.495	B 2'18.446 (1)	37.676	23.669	51.092	26.009	274.500



2023 鈴鹿サンデーロードレース 第2戦 8耐トライアウトFinalステージ

インターJSB1000 決勝レース

2023 / 5 / 21 :



SUZUKA CIRCUIT

個別ラップ表

Weather :Fine

Full Course 2-Wheels(5,821m)

Track :Dry

No	61	Best Time	2'12.497	158.159 km/h
Name	奥田 貴哉	Total Time	4'27.121	2 Laps
Team	Team de"LIGHT	Average Lap Time	2'12.497	
Type	DUCATI/Panigale V4R	Today's Rank	1 / 44	
		Today's Top Time	2'12.497	158.159 km/h

Lap	Passing Time	Lap Time	Sec1	Sec2	Sec3	Sec4	km/h
1.	2'14.624		38.482	22.574	48.934	24.634	287.059
2.	4'27.121	B 2'12.497 (1)	36.349	22.437	49.034	24.677	286.124



2023 鈴鹿サンデーロードレース 第2戦 8耐トライアウトFinalステージ

インターJSB1000 決勝レース

2023 / 5 / 21 :



SUZUKA CIRCUIT

個別ラップ表

Weather :Fine

Full Course 2-Wheels(5,821m)

Track :Dry

No	62	Best Time	2'14.811	155.444 km/h
Name	澤村 元章	Total Time	18'06.189	8 Laps
Team	IRF with AZURLANE 3	Average Lap Time	2'15.539	
Type	YAMAHA/YZF-R1	Today's Rank	8 / 44	
		Today's Top Time	2'12.497	158.159 km/h

Lap	Passing Time	Lap Time	Sec1	Sec2	Sec3	Sec4	km/h
1.	2'17.412		39.147	22.972	50.499	24.794	283.355
2.	4'32.223	B 2'14.811 (1)	37.190	22.951	49.458	25.212	279.745
3.	6'47.219	2'14.996 (2)	37.158	22.880	49.523	25.435	279.745
4.	9'02.522	2'15.303 (3)	37.342	23.259	49.577	25.125	277.975
5.	11'18.354	2'15.832 (5)	37.461	23.155	49.794	25.422	278.857
6.	13'33.770	2'15.416 (4)	37.462	23.100	49.568	25.286	277.975
7.	15'49.780	2'16.010 (6)	37.699	23.331	49.732	25.248	278.857
8.	18'06.189	2'16.409 (7)	37.618	23.177	49.953	25.661	279.745



2023 鈴鹿サンデーロードレース 第2戦 8耐トライアウトFinalステージ

インターJSB1000 決勝レース

2023 / 5 / 21 :



SUZUKA CIRCUIT

個別ラップ表

Weather :Fine

Full Course 2-Wheels(5,821m)

Track :Dry

No	63	Best Time	2'12.685	157.935 km/h
Name	羽根 巧	Total Time	17'51.812	8 Laps
Team	TEAM AGRAS with NOJIMA	Average Lap Time	2'13.645	
Type	Honda/CBR1000RR-R	Today's Rank	2 / 44	
		Today's Top Time	2'12.497	158.159 km/h

Lap	Passing Time	Lap Time	Sec1	Sec2	Sec3	Sec4	km/h
1.	2'16.291		39.354	22.930	49.471	24.536	293.779
2.	4'28.976	B 2'12.685 (1)	36.634	22.709	48.805	24.537	291.827
3.	6'41.764	2'12.788 (2)	36.539	22.600	49.058	24.591	288.000
4.	8'55.125	2'13.361 (3)	36.700	22.781	49.251	24.629	289.901
5.	11'08.831	2'13.706 (4)	36.870	22.865	49.117	24.854	288.947
6.	13'22.785	2'13.954 (5)	37.101	22.934	49.217	24.702	289.901
7.	15'37.110	2'14.325 (6)	37.061	22.900	49.499	24.865	288.000
8.	17'51.812	2'14.702 (7)	37.102	23.007	49.512	25.081	288.947



2023 鈴鹿サンデーロードレース 第2戦 8耐トライアウトFinalステージ

インターJSB1000 決勝レース

2023 / 5 / 21 :



SUZUKA CIRCUIT

個別ラップ表

Weather :Fine

Track :Dry

Full Course 2-Wheels(5,821m)

No	64	Best Time	2'15.943	154.150 km/h
Name	福山 京太	Total Time	18'17.850	8 Laps
Team	FKワークスHiroko with モトスポーツ	Average Lap Time	2'16.740	
Type	YAMAHA/YZF-R1	Today's Rank	17 / 44	
		Today's Top Time	2'12.497	158.159 km/h

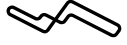
Lap	Passing Time	Lap Time	Sec1	Sec2	Sec3	Sec4	km/h
1.	2'20.669		40.586	23.478	50.406	26.199	278.857
2.	4'36.612	B 2'15.943 (1)	37.400	23.216	49.998	25.329	282.444
3.	6'52.857	2'16.245 (2)	37.156	23.255	50.629	25.205	278.857
4.	9'10.155	2'17.298 (6)	37.267	23.094	50.467	26.470	274.500
5.	11'26.763	2'16.608 (4)	37.305	23.002	50.632	25.669	275.361
6.	13'43.163	2'16.400 (3)	37.393	23.195	50.440	25.372	281.538
7.	15'59.959	2'16.796 (5)	37.329	23.179	50.409	25.879	278.857
8.	18'17.850	2'17.891 (7)	37.482	23.408	51.254	25.747	268.624



2023 鈴鹿サンデーロードレース 第2戦 8耐トライアウトFinalステージ

インターJSB1000 決勝レース

2023 / 5 / 21 :



SUZUKA CIRCUIT

個別ラップ表

Weather :Fine

Track :Dry

Full Course 2-Wheels(5,821m)

No	65	Best Time	2'15.442	154.720 km/h
Name	武田 数馬	Total Time	18'47.811	8 Laps
Team	浜松チームタイタン	Average Lap Time	2'21.238	
Type	SUZUKI/GSX-R1000R	Today's Rank	15 / 44	
		Today's Top Time	2'12.497	158.159 km/h

Lap	Passing Time	Lap Time	Sec1	Sec2	Sec3	Sec4	km/h
1.	2'19.140		40.242	23.248	50.526	25.124	277.975
2.	4'34.582	B 2'15.442 (1)	37.444	22.968	49.907	25.123	281.538
3.	6'50.131	2'15.549 (2)	37.441	23.002	49.953	25.153	282.444
4.	9'06.144	2'16.013 (4)	37.462	23.220	50.012	25.319	279.745
5.	11'21.978	2'15.834 (3)	37.612	23.203	49.970	25.049	283.355
6.	13'38.137	2'16.159 (6)	37.390	23.345	50.166	25.258	277.975
7.	15'54.265	2'16.128 (5)	37.576	23.111	50.289	25.152	279.745
8.	18'47.811	2'53.546 (7)	37.672	23.409	49.993	1'02.472	278.857



2023 鈴鹿サンデーロードレース 第2戦 8耐トライアウトFinalステージ

インターJSB1000 決勝レース

2023 / 5 / 21 :



SUZUKA CIRCUIT

個別ラップ表

Weather :Fine

Track :Dry

Full Course 2-Wheels(5,821m)

No	69	Best Time	2'18.748	151.034 km/h
Name	川口 篤史	Total Time	18'38.818	8 Laps
Team	KEN RACING オートレース宇部 YIC AW EJ	Average Lap Time	2'19.413	
Type	Kawasaki/ZX-10R	Today's Rank	36 / 44	
		Today's Top Time	2'12.497	158.159 km/h

Lap	Passing Time	Lap Time	Sec1	Sec2	Sec3	Sec4	km/h
			41.647	23.849	50.937	26.492	268.624
1.	2'22.925						
		2'19.690 (5)	38.035	23.899	51.023	26.733	266.991
2.	4'42.615						
		2'19.996 (6)	38.506	23.929	51.444	26.117	256.842
3.	7'02.611						
		2'18.978 (2)	38.280	23.617	50.960	26.121	263.784
4.	9'21.589						
		B 2'18.748 (1)	37.938	23.768	50.921	26.121	267.805
5.	11'40.337						
		2'19.343 (4)	38.514	23.764	50.982	26.083	259.115
6.	13'59.680						
		2'19.106 (3)	38.027	23.701	51.328	26.050	263.784
7.	16'18.786						
		2'20.032 (7)	38.386	23.800	51.229	26.617	259.882
8.	18'38.818						



2023 鈴鹿サンデーロードレース 第2戦 8耐トライアウトFinalステージ

インターJSB1000 決勝 レース

2023 / 5 / 21 :



SUZUKA CIRCUIT

個別ラップ表

Weather :Fine

Track :Dry

Full Course 2-Wheels(5,821m)

No	70	Best Time	2'15.429	154.735 km/h
Name	可部谷 雄矢	Total Time	18'15.062	8 Laps
Team	山科カワサキ オートレース宇部 YIC EJ	Average Lap Time	2'16.522	
Type	Kawasaki/ZX-10R	Today's Rank	14 / 44	
		Today's Top Time	2'12.497	158.159 km/h

Lap	Passing Time	Lap Time	Sec1	Sec2	Sec3	Sec4	km/h
1.	2'19.404		40.463	23.439	50.259	25.243	277.975
2.	4'34.833	B 2'15.429 (1)	37.309	23.279	49.578	25.263	271.111
3.	6'51.477	2'16.644 (5)	37.330	23.344	50.524	25.446	278.857
4.	9'08.919	2'17.442 (7)	37.093	23.497	51.235	25.617	274.500
5.	11'26.322	2'17.403 (6)	37.779	23.488	50.655	25.481	284.272
6.	13'42.498	2'16.176 (3)	37.410	23.458	50.112	25.196	282.444
7.	15'59.109	2'16.611 (4)	37.418	23.490	50.023	25.680	272.795
8.	18'15.062	2'15.953 (2)	37.329	23.354	50.155	25.115	280.639



2023 鈴鹿サンデーロードレース 第2戦 8耐トライアウトFinalステージ

インターJSB1000 決勝レース

2023 / 5 / 21 :



SUZUKA CIRCUIT

個別ラップ表

Weather :Fine

Track :Dry

Full Course 2-Wheels(5,821m)

No	72	Best Time	2'15.831	154.277 km/h
Name	大貫 貴彦	Total Time	18'17.438	8 Laps
Team	CLUB NEXT Honda Dream TAKASAKI	Average Lap Time	2'16.774	
Type	Honda/CBR1000RR-R	Today's Rank	16 / 44	
		Today's Top Time	2'12.497	158.159 km/h

Lap	Passing Time	Lap Time	Sec1	Sec2	Sec3	Sec4	km/h
1.	2'20.019		40.808	23.508	50.325	25.378	279.745
2.	4'35.850	B 2'15.831 (1)	37.075	23.095	50.197	25.464	281.538
3.	6'52.373	2'16.523 (3)	37.556	23.154	50.206	25.607	282.444
4.	9'08.815	2'16.442 (2)	37.609	23.104	50.201	25.528	278.857
5.	11'26.347	2'17.532 (7)	37.369	23.384	50.521	26.258	284.272
6.	13'43.796	2'17.449 (6)	37.974	23.361	50.609	25.505	277.098
7.	16'00.350	2'16.554 (4)	37.505	23.146	50.395	25.508	284.272
8.	18'17.438	2'17.088 (5)	37.602	23.309	50.762	25.415	283.355



2023 鈴鹿サンデーロードレース 第2戦 8耐トライアウトFinalステージ

インターJSB1000 決勝レース

2023 / 5 / 21 :



SUZUKA CIRCUIT

個別ラップ表

Weather :Fine

Full Course 2-Wheels(5,821m)

Track :Dry

No	73	Best Time	2'18.598	151.197 km/h
Name	麻生 将大	Total Time	18'45.708	8 Laps
Team	MOTOWORKS fenice	Average Lap Time	2'19.659	
Type	YAMAHA/YZF-R1	Today's Rank	35 / 44	
		Today's Top Time	2'12.497	158.159 km/h

Lap	Passing Time	Lap Time	Sec1	Sec2	Sec3	Sec4	km/h
1.	2'28.089		44.191	24.828	51.863	27.207	277.975
2.	4'47.576	2'19.487 (3)	38.560	23.505	51.197	26.225	285.195
3.	7'07.559	2'19.983 (4)	38.232	23.806	51.704	26.241	277.975
4.	9'27.689	2'20.130 (6)	38.674	23.732	51.821	25.903	273.645
5.	11'47.695	2'20.006 (5)	38.983	23.516	51.458	26.049	278.857
6.	14'08.043	2'20.348 (7)	38.268	23.814	52.467	25.799	279.745
7.	16'26.641	B 2'18.598 (1)	38.088	23.676	51.166	25.668	277.098
8.	18'45.708	2'19.067 (2)	37.930	23.637	51.557	25.943	281.538



2023 鈴鹿サンデーロードレース 第2戦 8耐トライアウトFinalステージ

インターJSB1000 決勝レース

2023 / 5 / 21 :



SUZUKA CIRCUIT

個別ラップ表

Weather :Fine

Full Course 2-Wheels(5,821m)

Track :Dry

No	76	Best Time	2'20.331	149.330 km/h
Name	沖永 博一	Total Time	19'08.970	8 Laps
Team	Kawasaki Mercury with RS Detour	Average Lap Time	2'22.833	
Type	Kawasaki/ZX-10RR	Today's Rank	40 / 44	
		Today's Top Time	2'12.497	158.159 km/h

Lap	Passing Time	Lap Time	Sec1	Sec2	Sec3	Sec4	km/h
1.	2'29.136		46.060	25.031	51.583	26.462	264.578
2.	4'49.758	2'20.622 (2)	38.884	23.940	51.120	26.678	264.578
3.	7'10.610	2'20.852 (3)	38.294	23.992	52.413	26.153	270.277
4.	9'30.941	B 2'20.331 (1)	38.251	23.992	51.824	26.264	277.098
5.	11'52.530	2'21.589 (4)	38.597	23.985	52.341	26.666	265.378
6.	14'19.195	2'26.665 (7)	41.358	24.728	53.709	26.870	264.578
7.	16'43.832	2'24.637 (5)	39.321	24.926	53.321	27.069	258.353
8.	19'08.970	2'25.138 (6)	39.205	24.572	54.028	27.333	262.994



2023 鈴鹿サンデーロードレース 第2戦 8耐トライアウトFinalステージ

インターJSB1000 決勝レース

2023 / 5 / 21 :



SUZUKA CIRCUIT

個別ラップ表

Weather :Fine

Track :Dry

Full Course 2-Wheels(5,821m)

No	77	Best Time	2'18.382	151.433 km/h
Name	森 繁生	Total Time	18'39.753	8 Laps
Team	Team de"LIGHT	Average Lap Time	2'19.158	
Type	DUCATI/Panigale V4R	Today's Rank	33 / 44	
		Today's Top Time	2'12.497	158.159 km/h

Lap	Passing Time	Lap Time	Sec1	Sec2	Sec3	Sec4	km/h
1.	2'25.644		43.738	24.684	51.224	25.998	277.098
2.	4'44.026	B 2'18.382 (1)	37.332	23.595	51.252	26.203	267.805
3.	7'03.051	2'19.025 (4)	37.571	23.717	51.556	26.181	266.991
4.	9'22.417	2'19.366 (5)	38.003	23.638	51.292	26.433	265.378
5.	11'41.044	2'18.627 (2)	38.093	23.457	50.996	26.081	268.624
6.	14'00.048	2'19.004 (3)	38.038	23.745	51.211	26.010	263.784
7.	16'20.203	2'20.155 (7)	38.038	23.625	52.425	26.067	268.624
8.	18'39.753	2'19.550 (6)	38.082	23.618	51.244	26.606	269.448

インターJSB1000 決勝レース

2023 / 5 / 21 :



SUZUKA CIRCUIT

個別ラップ表

Weather :Fine

Full Course 2-Wheels(5,821m)

Track :Dry

No	78	Best Time	2'17.246	152.686 km/h
Name	村上 勇人	Total Time	18'30.122	8 Laps
Team	HondaブルーヘルメットMSC	Average Lap Time	2'18.094	
Type	Honda/CBR1000RR-R	Today's Rank	26 / 44	
		Today's Top Time	2'12.497	158.159 km/h

Lap	Passing Time	Lap Time	Sec1	Sec2	Sec3	Sec4	km/h
1.	2'23.462		42.148	23.886	50.947	26.481	273.645
2.	4'42.156	2'18.694 (6)	38.319	23.791	50.566	26.018	271.111
3.	7'00.640	2'18.484 (5)	38.282	23.803	50.758	25.641	288.000
4.	9'20.242	2'19.602 (7)	38.261	23.653	52.077	25.611	283.355
5.	11'37.488	B 2'17.246 (1)	37.818	23.487	50.432	25.509	283.355
6.	13'54.746	2'17.258 (2)	37.985	23.421	50.543	25.309	289.901
7.	16'12.015	2'17.269 (3)	37.550	23.546	50.589	25.584	286.124
8.	18'30.122	2'18.107 (4)	37.694	23.625	50.529	26.259	285.195



2023 鈴鹿サンデーロードレース 第2戦 8耐トライアウトFinalステージ

インターJSB1000 決勝レース

2023 / 5 / 21 :



SUZUKA CIRCUIT

個別ラップ表

Weather :Fine

Full Course 2-Wheels(5,821m)

Track :Dry

No	82	Best Time	2'13.845	156.566 km/h
Name	山中 将基	Total Time	4'27.846	2 Laps
Team	Team BIZENSEIKI KirimotoTechno Works 1	Average Lap Time	2'13.845	
Type	Kawasaki/ZX-10R	Today's Rank	/ 44	
		Today's Top Time	2'12.497	158.159 km/h

Lap	Passing Time	Lap Time	Sec1	Sec2	Sec3	Sec4	km/h
1.	2'14.001		37.692	22.642	48.788	24.879	284.272
2.	4'27.846	B 2'13.845 (1)	36.713	22.657	49.723	24.752	280.639

2023 鈴鹿サンデーロードレース 第2戦 8耐トライアウトFinalステージ

インターJSB1000 決勝 レース

2023 / 5 / 21 :



SUZUKA CIRCUIT

個別ラップ表

Weather :Fine

Full Course 2-Wheels(5,821m)

Track :Dry

No	85	Best Time	2'18.989	150.772 km/h
Name	藤井 勇一	Total Time	18'47.000	8 Laps
Team	立秋モータース&RC甲子園	Average Lap Time	2'19.816	
Type	YAMAHA/YZF-R1	Today's Rank	37 / 44	
		Today's Top Time	2'12.497	158.159 km/h

Lap	Passing Time	Lap Time	Sec1	Sec2	Sec3	Sec4	km/h
			44.453	24.814	51.977	27.041	262.994
1.	2'28.285						
		2'20.089 (5)	38.868	23.751	51.175	26.295	259.115
2.	4'48.374						
		2'20.403 (7)	38.211	23.835	52.054	26.303	258.353
3.	7'08.777						
		2'20.096 (6)	38.235	23.792	51.442	26.627	261.429
4.	9'28.873						
		2'19.806 (4)	38.246	23.860	51.209	26.491	266.991
5.	11'48.679						
		2'19.634 (2)	38.267	23.646	51.721	26.000	265.378
6.	14'08.313						
		B 2'18.989 (1)	38.156	23.609	51.259	25.965	264.578
7.	16'27.302						
		2'19.698 (3)	38.285	23.626	51.317	26.470	270.277
8.	18'47.000						



2023 鈴鹿サンデーロードレース 第2戦 8耐トライアウトFinalステージ

インターJSB1000 決勝レース

2023 / 5 / 21 :



SUZUKA CIRCUIT

個別ラップ表

Weather :Fine

Track :Dry

Full Course 2-Wheels(5,821m)

No	91	Best Time	2'19.466	150.256 km/h
Name	辻 敏彦	Total Time	18'48.515	8 Laps
Team	TIO Verity	Average Lap Time	2'20.047	
Type	BMW/S1000RR	Today's Rank	38 / 44	
		Today's Top Time	2'12.497	158.159 km/h

Lap	Passing Time	Lap Time	Sec1	Sec2	Sec3	Sec4	km/h
1.	2'28.185		44.306	24.842	51.800	27.237	282.444
2.	4'47.987	2'19.802 (4)	38.559	23.652	51.351	26.240	270.277
3.	7'07.674	2'19.687 (3)	38.148	23.751	51.645	26.143	271.950
4.	9'28.381	2'20.707 (6)	39.204	23.728	51.407	26.368	262.209
5.	11'47.847	B 2'19.466 (1)	38.560	23.841	50.961	26.104	274.500
6.	14'09.011	2'21.164 (7)	38.416	23.707	52.749	26.292	269.448
7.	16'28.550	2'19.539 (2)	38.523	23.714	51.193	26.109	277.975
8.	18'48.515	2'19.965 (5)	38.151	23.958	51.479	26.377	277.975



2023 鈴鹿サンデーロードレース 第2戦 8耐トライアウトFinalステージ

インターJSB1000 決勝レース

2023 / 5 / 21 :



SUZUKA CIRCUIT

個別ラップ表

Weather :Fine

Track :Dry

Full Course 2-Wheels(5,821m)

No	111	Best Time	2'19.760	149.940 km/h
Name	中村 浩	Total Time	18'53.894	8 Laps
Team	Honda 向陽会 トリムレーシングチーム	Average Lap Time	2'20.452	
Type	Honda/CBR1000RR	Today's Rank	39 / 44	
		Today's Top Time	2'12.497	158.159 km/h

Lap	Passing Time	Lap Time	Sec1	Sec2	Sec3	Sec4	km/h
			46.074	25.424	52.400	26.832	271.111
1.	2'30.730						
		2'21.849 (7)	39.071	24.067	51.909	26.802	271.950
2.	4'52.579						
		2'20.660 (6)	39.030	23.831	51.495	26.304	271.111
3.	7'13.239						
		2'20.516 (5)	38.985	23.773	51.519	26.239	274.500
4.	9'33.755						
		B 2'19.760 (1)	38.536	23.789	51.061	26.374	271.950
5.	11'53.515						
		2'20.142 (4)	38.701	23.651	51.571	26.219	277.098
6.	14'13.657						
		2'20.098 (2)	38.852	23.642	51.175	26.429	275.361
7.	16'33.755						
		2'20.139 (3)	38.402	23.724	51.342	26.671	276.226
8.	18'53.894						

インターJSB1000 決勝レース

2023 / 5 / 21 :



SUZUKA CIRCUIT

個別ラップ表

Weather :Fine

Full Course 2-Wheels(5,821m)

Track :Dry

No	112	Best Time	2'13.039	157.515 km/h
Name	加藤 高史	Total Time	17'48.761	8 Laps
Team	Honda 双友会 Tochigi Racing #112	Average Lap Time	2'13.594	
Type	Honda/CBR1000RR-R	Today's Rank	3 / 44	
		Today's Top Time	2'12.497	158.159 km/h

Lap	Passing Time	Lap Time	Sec1	Sec2	Sec3	Sec4	km/h
1.	2'13.600		37.266	22.622	49.038	24.674	285.195
2.	4'26.639	B 2'13.039 (1)	36.648	22.713	49.048	24.630	284.272
3.	6'40.217	2'13.578 (4)	36.768	22.736	49.164	24.910	285.195
4.	8'53.760	2'13.543 (2)	36.606	22.719	49.281	24.937	287.059
5.	11'07.373	2'13.613 (5)	36.761	22.744	49.331	24.777	286.124
6.	13'20.922	2'13.549 (3)	36.825	22.779	49.193	24.752	286.124
7.	15'34.550	2'13.628 (6)	36.766	22.777	49.297	24.788	286.124
8.	17'48.761	2'14.211 (7)	36.952	22.817	49.608	24.834	286.124



2023 鈴鹿サンデーロードレース 第2戦 8耐トライアウトFinalステージ

インターJSB1000 決勝レース

2023 / 5 / 21 :



SUZUKA CIRCUIT

個別ラップ表

Weather :Fine

Full Course 2-Wheels(5,821m)

Track :Dry

No	690	Best Time	2'15.151	155.053 km/h
Name	山内 芳則	Total Time	18'17.010	8 Laps
Team	YSSマ-キュリ-&speedHeart F.A.T	Average Lap Time	2'16.361	
Type	Kawasaki/ZX-10R	Today's Rank	10 / 44	
		Today's Top Time	2'12.497	158.159 km/h

Lap	Passing Time	Lap Time	Sec1	Sec2	Sec3	Sec4	km/h
1.	2'22.480		42.483	23.907	50.404	25.686	277.098
2.	4'37.631	B 2'15.151 (1)	37.253	23.074	49.415	25.409	272.795
3.	6'53.118	2'15.487 (2)	37.524	23.314	49.725	24.924	277.098
4.	9'09.480	2'16.362 (4)	37.378	23.046	50.211	25.727	262.209
5.	11'25.931	2'16.451 (5)	37.404	23.458	50.127	25.462	276.226
6.	13'41.886	2'15.955 (3)	37.467	23.057	49.806	25.625	275.361
7.	15'58.990	2'17.104 (6)	37.855	23.325	50.316	25.608	273.645
8.	18'17.010	2'18.020 (7)	38.101	23.587	50.627	25.705	276.226