



2023 鈴鹿サンデーロードレース 第3戦

CBR250R Dream Cup 決勝 レース

2023/9/9 :

SUZUKA CIRCUIT
Full Course 2-Wheels(5,821m)

個別ラップ表

Weather :Fine
Track :Dry

No	2	Best Time	2'56.208	118.925 km/h
Name	沢村 恵	Total Time	23'42.277	8 Laps
Team	RS沢村+OH!3R	Average Lap Time	2'57.316	
Type	Honda/CBR250R	Today's Rank	28 / 41	
		Today's Top Time	2'44.006	127.773 km/h


Lap	Passing Time	Lap Time	Sec1	Sec2	Sec3	Sec4	km/h
			51.288	29.005	1'07.304	33.463	160.292
1.	3'01.060		48.070	29.074	1'07.628	33.465	155.469
2.	5'59.297	2'58.237 (6)	48.331	28.873	1'06.620	33.291	157.138
3.	8'56.412	2'57.115 (4)	48.331	28.564	1'07.630	33.836	151.448
4.	11'54.773	2'58.361 (7)	47.762	28.293	1'06.795	33.358	151.972
5.	14'50.981	B 2'56.208 (1)	47.787	28.521	1'06.918	33.872	157.419
6.	17'48.079	2'57.098 (3)	47.989	28.562	1'07.170	33.290	150.154
7.	20'45.090	2'57.011 (2)	48.126	28.429	1'07.131	33.501	152.765
8.	23'42.277	2'57.187 (5)					



2023 鈴鹿サンデーロードレース 第3戦

CBR250R Dream Cup 決勝 レース

2023 / 9 / 9 :

 SUZUKA CIRCUIT
Full Course 2-Wheels(5,821m)

個別ラップ表

Weather :Fine
Track :Dry

No	4	Best Time	2'45.479	126.636 km/h
Name	石川 颯人	Total Time	22'18.945	8 Laps
Team	TEAM HAYATO	Average Lap Time	2'47.144	
Type	Honda/GBR250R	Today's Rank	5 / 41	
		Today's Top Time	2'44.006	127.773 km/h

Lap	Passing Time	Lap Time	Sec1	Sec2	Sec3	Sec4	km/h
			46.696	26.912	1'03.957	31.366	158.556
1.	2'48.931						
		2'47.275 (4)	45.098	26.586	1'02.930	32.661	165.736
2.	5'36.206						
		B 2'45.479 (1)	44.930	26.543	1'02.866	31.140	160.879
3.	8'21.685						
		2'46.546 (2)	44.983	26.580	1'03.241	31.742	154.648
4.	11'08.231						
		2'47.601 (5)	45.386	26.903	1'03.544	31.768	153.566
5.	13'55.832						
		2'47.266 (3)	45.232	26.930	1'03.418	31.686	153.298
6.	16'43.098						
		2'47.730 (6)	45.957	26.815	1'03.262	31.696	154.105
7.	19'30.828						
		2'48.117 (7)	45.301	27.218	1'03.533	32.065	155.194
8.	22'18.945						



2023 鈴鹿サンデーロードレース 第3戦

CBR250R Dream Cup 決勝 レース

2023 / 9 / 9 :

 SUZUKA CIRCUIT
Full Course 2-Wheels(5,821m)

個別ラップ表

Weather :Fine
Track :Dry

No	5	Best Time	2'50.808	122.685 km/h
Name	河邊 宏希	Total Time	22'58.420	8 Laps
Team	S-Planning+不動産plus+ミルちゃん	Average Lap Time	2'52.104	
Type	Honda/CBR250R	Today's Rank	25 / 41	
		Today's Top Time	2'44.006	127.773 km/h

Lap	Passing Time	Lap Time	Sec1	Sec2	Sec3	Sec4	km/h
			48.450	28.412	1'04.854	31.972	160.879
1.	2'53.688						
		2'53.333 (7)	46.358	28.283	1'06.544	32.148	157.702
2.	5'47.021						
		B 2'50.808 (1)	46.603	27.017	1'04.629	32.559	157.986
3.	8'37.829						
		2'51.958 (3)	46.077	27.565	1'05.752	32.564	156.021
4.	11'29.787						
		2'52.183 (4)	46.114	27.263	1'05.637	33.169	149.388
5.	14'21.970						
		2'51.128 (2)	45.962	27.492	1'05.011	32.663	160.585
6.	17'13.098						
		2'52.190 (5)	46.459	27.673	1'05.351	32.707	155.745
7.	20'05.288						
		2'53.132 (6)	46.497	27.488	1'05.663	33.484	155.194
8.	22'58.420						



2023 鈴鹿サンデーロードレース 第3戦

CBR250R Dream Cup 決勝 レース

2023 / 9 / 9 :

 SUZUKA CIRCUIT
Full Course 2-Wheels(5,821m)

個別ラップ表

Weather :Fine
Track :Dry

No	6	Best Time	2'48.981	124.012 km/h
Name	福田 崇	Total Time	22'48.634	8 Laps
Team	Team A-PLAN	Average Lap Time	2'50.999	
Type	Honda/GBR250R	Today's Rank	18 / 41	
		Today's Top Time	2'44.006	127.773 km/h

Lap	Passing Time	Lap Time		Sec1	Sec2	Sec3	Sec4	km/h
				47.870	27.295	1'04.573	31.901	159.130
1.	2'51.639							
		B 2'48.981	(1)	45.422	26.783	1'04.988	31.788	158.270
2.	5'40.620							
		2'50.473	(3)	45.495	26.931	1'05.330	32.717	150.928
3.	8'31.093							
		2'50.566	(4)	45.238	27.112	1'05.765	32.451	151.448
4.	11'21.659							
		2'50.991	(5)	45.664	27.854	1'04.853	32.620	150.928
5.	14'12.650							
		2'51.958	(6)	46.166	27.489	1'05.600	32.703	150.669
6.	17'04.608							
		2'50.085	(2)	46.023	27.117	1'04.830	32.115	154.376
7.	19'54.693							
		2'53.941	(7)	45.789	27.560	1'05.203	35.389	146.400
8.	22'48.634							



2023 鈴鹿サンデーロードレース 第3戦

CBR250R Dream Cup 決勝 レース

2023 / 9 / 9 :

 SUZUKA CIRCUIT
Full Course 2-Wheels(5,821m)

個別ラップ表

Weather :Fine
Track :Dry

No	7	Best Time	2'46.282	126.024 km/h
Name	堀 純仁	Total Time	22'18.084	8 Laps
Team	MORIWAKICLUB	Average Lap Time	2'47.194	
Type	Honda/GBR250R	Today's Rank	11 / 41	
		Today's Top Time	2'44.006	127.773 km/h


Lap	Passing Time	Lap Time	Sec1	Sec2	Sec3	Sec4	km/h
			45.263	27.315	1'03.446	31.699	164.494
1.	2'47.723						
		2'46.419 (2)	45.207	26.429	1'03.807	30.976	156.857
2.	5'34.142						
		B 2'46.282 (1)	45.203	26.618	1'03.244	31.217	155.745
3.	8'20.424						
		2'47.277 (6)	45.944	26.475	1'03.546	31.312	155.194
4.	11'07.701						
		2'50.302 (7)	45.994	27.086	1'06.156	31.066	155.469
5.	13'58.003						
		2'46.779 (5)	44.810	26.770	1'03.039	32.160	163.881
6.	16'44.782						
		2'46.601 (3)	45.311	26.729	1'02.637	31.924	157.702
7.	19'31.383						
		2'46.701 (4)	45.234	27.362	1'02.879	31.226	160.292
8.	22'18.084						



2023 鈴鹿サンデーロードレース 第3戦

CBR250R Dream Cup 決勝 レース

2023 / 9 / 9 :

 SUZUKA CIRCUIT
Full Course 2-Wheels(5,821m)

個別ラップ表

Weather :Fine
Track :Dry

No	9	Best Time	2'57.621	117.979 km/h
Name	東 伴行	Total Time	23'52.533	8 Laps
Team	BRASH OUT	Average Lap Time	2'58.714	
Type	Honda/ CBR250R	Today's Rank	36 / 41	
		Today's Top Time	2'44.006	127.773 km/h

Lap	Passing Time	Lap Time	Sec1	Sec2	Sec3	Sec4	km/h
			51.713	29.024	1'07.655	33.139	153.298
1.	3'01.531		47.957	29.174	1'08.506	33.491	151.448
2.	6'00.659	2'59.128 (6)	49.093	29.078	1'07.645	33.997	150.928
3.	9'00.472	2'59.813 (7)	47.544	28.624	1'07.831	33.990	150.411
4.	11'58.461	2'57.989 (2)	48.396	28.473	1'07.522	34.365	149.642
5.	14'57.217	2'58.756 (4)	48.648	28.825	1'07.193	33.948	154.376
6.	17'55.831	2'58.614 (3)	48.122	28.841	1'06.959	33.699	148.128
7.	20'53.452	B 2'57.621 (1)	48.016	28.765	1'08.231	34.069	145.672
8.	23'52.533	2'59.081 (5)					



2023 鈴鹿サンデーロードレース 第3戦

CBR250R Dream Cup 決勝 レース

2023 / 9 / 9 :

SUZUKA CIRCUIT
Full Course 2-Wheels(5,821m)

個別ラップ表

Weather :Fine
Track :Dry

No	11	Best Time	2'51.091	122.482 km/h
Name	鎌苅 絢音	Total Time	22'58.759	8 Laps
Team	ホンダ・ドリーム羽曳野 with PENSKE	Average Lap Time	2'52.191	
Type	Honda/CBR250R	Today's Rank	26 / 41	
		Today's Top Time	2'44.006	127.773 km/h

Lap	Passing Time	Lap Time	Sec1	Sec2	Sec3	Sec4	km/h
			48.376	27.996	1'04.703	32.346	160.585
1.	2'53.421		46.163	27.862	1'05.036	32.141	154.376
2.	5'44.623	2'51.202 (2)	46.511	27.648	1'04.973	31.959	155.469
3.	8'35.714	B 2'51.091 (1)	46.799	27.787	1'05.369	32.397	153.298
4.	11'28.066	2'52.352 (5)	46.997	27.573	1'05.661	31.964	153.835
5.	14'20.261	2'52.195 (4)	46.453	27.931	1'05.692	33.368	153.031
6.	17'13.705	2'53.444 (7)	47.107	27.708	1'04.753	32.361	159.130
7.	20'05.634	2'51.929 (3)	46.508	27.645	1'05.124	33.848	156.857
8.	22'58.759	2'53.125 (6)					



2023 鈴鹿サンデーロードレース 第3戦

CBR250R Dream Cup 決勝 レース

2023 / 9 / 9 :

 SUZUKA CIRCUIT
Full Course 2-Wheels(5,821m)

個別ラップ表

Weather :Fine
Track :Dry

No	12	Best Time	2'45.818	126.377 km/h
Name	加藤 元紀	Total Time	22'29.171	8 Laps
Team	Jr's Club	Average Lap Time	2'48.399	
Type	Honda/CBR250R	Today's Rank	7 / 41	
		Today's Top Time	2'44.006	127.773 km/h

Lap	Passing Time	Lap Time		Sec1	Sec2	Sec3	Sec4	km/h
				47.250	26.918	1'04.128	32.079	163.881
1.	2'50.375			45.382	26.751	1'03.737	31.371	163.575
2.	5'37.616	2'47.241 (4)		44.938	26.778	1'03.327	31.415	160.000
3.	8'24.074	2'46.458 (2)		44.774	26.549	1'03.111	31.384	162.667
4.	11'09.892	B 2'45.818 (1)		44.799	27.094	1'03.692	31.740	163.575
5.	13'57.217	2'47.325 (5)		45.003	26.658	1'03.589	31.657	163.271
6.	16'44.124	2'46.907 (3)		50.823	28.543	1'03.707	31.894	156.578
7.	19'39.091	2'54.967 (7)		45.462	27.016	1'04.696	32.906	155.745
8.	22'29.171	2'50.080 (6)						



2023 鈴鹿サンデーロードレース 第3戦

CBR250R Dream Cup 決勝 レース

2023 / 9 / 9 :

 SUZUKA CIRCUIT
Full Course 2-Wheels(5,821m)

個別ラップ表

Weather :Fine
Track :Dry

No	13	Best Time	2'46.207	126.081 km/h
Name	柴田 真優姫	Total Time	22'22.054	8 Laps
Team	Taira Promote Racing 効	Average Lap Time	2'47.558	
Type	Honda/GBR250R	Today's Rank	10 / 41	
		Today's Top Time	2'44.006	127.773 km/h

Lap	Passing Time	Lap Time	Sec1	Sec2	Sec3	Sec4	km/h
			46.868	26.916	1'03.894	31.465	164.494
1.	2'49.143						
		2'46.856 (2)	45.031	26.562	1'02.598	32.665	158.270
2.	5'35.999						
		B 2'46.207 (1)	45.554	26.554	1'02.642	31.457	164.187
3.	8'22.206						
		2'46.896 (3)	45.069	26.601	1'03.969	31.257	161.768
4.	11'09.102						
		2'47.959 (5)	45.340	27.289	1'03.309	32.021	159.419
5.	13'57.061						
		2'47.975 (6)	45.627	26.765	1'03.423	32.160	164.187
6.	16'45.036						
		2'47.293 (4)	45.267	26.941	1'03.051	32.034	160.879
7.	19'32.329						
		2'49.725 (7)	44.870	27.500	1'02.730	34.625	164.187
8.	22'22.054						



2023 鈴鹿サンデーロードレース 第3戦

CBR250R Dream Cup 決勝 レース

2023/9/9 :

 SUZUKA CIRCUIT
Full Course 2-Wheels(5,821m)

個別ラップ表

Weather :Fine
Track :Dry

No	14	Best Time	3'03.485	114.209 km/h
Name	松田 善隆	Total Time	24'49.111	8 Laps
Team	Club BATTLE	Average Lap Time	3'05.771	
Type	Honda/CBR250R	Today's Rank	39 / 41	
		Today's Top Time	2'44.006	127.773 km/h

Lap	Passing Time	Lap Time	Sec1	Sec2	Sec3	Sec4	km/h
			53.674	30.587	1'09.605	34.847	147.879
1.	3'08.713	B 3'03.485 (1)	50.019	29.662	1'08.786	35.018	147.136
2.	6'12.198	3'04.943 (3)	49.914	29.793	1'09.798	35.438	143.764
3.	9'17.141	3'03.809 (2)	49.603	29.513	1'09.243	35.450	141.449
4.	12'20.950	3'05.529 (4)	50.126	29.745	1'10.099	35.559	139.873
5.	15'26.479	3'06.927 (6)	50.542	30.282	1'10.256	35.847	138.549
6.	18'33.406	3'09.126 (7)	51.011	30.116	1'11.781	36.218	140.319
7.	21'42.532	3'06.579 (5)	50.565	29.946	1'10.181	35.887	140.544
8.	24'49.111						



2023 鈴鹿サンデーロードレース 第3戦

CBR250R Dream Cup 決勝 レース

2023 / 9 / 9 :

 SUZUKA CIRCUIT
Full Course 2-Wheels(5,821m)

個別ラップ表

Weather :Fine
Track :Dry

No	17	Best Time	2'56.328	118.844 km/h
Name	大石 圭一	Total Time	23'48.881	8 Laps
Team	ライオンテ*姫路&奈良&京都	Average Lap Time	2'57.765	
Type	Honda/GBR250R	Today's Rank	30 / 41	
		Today's Top Time	2'44.006	127.773 km/h

Lap	Passing Time	Lap Time	Sec1	Sec2	Sec3	Sec4	km/h
			52.818	29.271	1'08.323	34.111	154.105
1.	3'04.523		48.248	29.325	1'07.126	33.825	151.710
2.	6'03.047	2'58.524 (6)	47.668	28.784	1'07.043	34.341	153.835
3.	9'00.883	2'57.836 (4)	47.500	28.409	1'07.536	33.947	153.566
4.	11'58.275	2'57.392 (3)	48.071	28.208	1'07.763	34.388	148.128
5.	14'56.705	2'58.430 (5)	47.918	28.310	1'06.236	33.864	151.188
6.	17'53.033	B 2'56.328 (1)	47.926	28.207	1'06.604	33.777	152.236
7.	20'49.547	2'56.514 (2)	47.542	28.008	1'06.750	37.034	150.669
8.	23'48.881	2'59.334 (7)					



2023 鈴鹿サンデーロードレース 第3戦

CBR250R Dream Cup 決勝 レース

2023 / 9 / 9 :

 SUZUKA CIRCUIT
Full Course 2-Wheels(5,821m)

個別ラップ表

Weather :Fine
Track :Dry

No	19	Best Time	2'44.803	127.155 km/h
Name	戸高 綸太郎	Total Time	22'02.955	8 Laps
Team	TEAM 小りんちゃん& RSGミナキ塾	Average Lap Time	2'45.330	
Type	Honda/CBR250R	Today's Rank	3 / 41	
		Today's Top Time	2'44.006	127.773 km/h

Lap	Passing Time	Lap Time	Sec1	Sec2	Sec3	Sec4	km/h
			44.568	27.279	1'02.834	30.958	157.702
1.	2'45.639						
2.	5'31.232	2'45.593 (6)	45.257	26.622	1'02.760	30.954	157.702
3.	8'16.548	2'45.316 (4)	45.295	26.564	1'02.443	31.014	157.986
4.	11'02.672	2'46.124 (7)	45.483	26.659	1'02.733	31.249	153.298
5.	13'47.747	2'45.075 (3)	45.227	26.310	1'02.633	30.905	156.021
6.	16'33.208	2'45.461 (5)	45.162	26.504	1'02.711	31.084	156.299
7.	19'18.152	2'44.944 (2)	45.154	26.369	1'02.479	30.942	156.857
8.	22'02.955	B 2'44.803 (1)	44.928	26.324	1'02.452	31.099	157.986



2023 鈴鹿サンデーロードレース 第3戦

CBR250R Dream Cup 決勝 レース

2023 / 9 / 9 :

 SUZUKA CIRCUIT
Full Course 2-Wheels(5,821m)

個別ラップ表

Weather :Fine
Track :Dry

No	24	Best Time	2'45.952	126.275 km/h
Name	山根 顕	Total Time	22'59.336	8 Laps
Team	Team AKI Racing + OH!3R	Average Lap Time	2'52.733	
Type	Honda/GBR250R	Today's Rank	8 / 41	
		Today's Top Time	2'44.006	127.773 km/h

Lap	Passing Time	Lap Time	Sec1	Sec2	Sec3	Sec4	km/h
	2'50.203		46.240	27.195	1'05.110	31.658	166.364
1.		2'47.764 (6)	44.803	26.925	1'04.361	31.675	159.419
2.	5'37.967	2'46.058 (2)	44.852	26.888	1'03.316	31.002	160.879
3.	8'24.025	B 2'45.952 (1)	45.183	26.537	1'03.235	30.997	161.174
4.	11'09.977	2'47.156 (3)	44.873	27.069	1'03.529	31.685	161.768
5.	13'57.133	2'47.403 (5)	45.186	26.739	1'03.625	31.853	162.366
6.	16'44.536	2'47.266 (4)	45.298	27.095	1'03.348	31.525	160.000
7.	19'31.802	3'27.534 (7)	45.135	27.520	1'03.305	1'11.574	164.494
8.	22'59.336						



2023 鈴鹿サンデーロードレース 第3戦

CBR250R Dream Cup 決勝 レース

2023 / 9 / 9 :

 SUZUKA CIRCUIT
Full Course 2-Wheels(5,821m)

個別ラップ表

Weather :Fine
Track :Dry

No	27	Best Time	2'49.762	123.441 km/h
Name	桑山 絵美	Total Time	22'46.123	8 Laps
Team	パウダーハブ&オールオート&keizy38	Average Lap Time	2'50.578	
Type	Honda/CBR250R	Today's Rank	20 / 41	
		Today's Top Time	2'44.006	127.773 km/h

Lap	Passing Time	Lap Time	Sec1	Sec2	Sec3	Sec4	km/h
			48.048	27.485	1'04.688	31.852	162.066
1.	2'52.073						
		2'50.715 (4)	46.146	27.308	1'05.011	32.250	158.270
2.	5'42.788						
		2'50.539 (3)	46.051	27.420	1'04.896	32.172	157.702
3.	8'33.327						
		2'51.264 (7)	46.005	27.445	1'05.320	32.494	155.745
4.	11'24.591						
		2'50.776 (6)	46.293	27.198	1'04.881	32.404	153.835
5.	14'15.367						
		2'50.234 (2)	45.993	27.431	1'04.042	32.768	159.130
6.	17'05.601						
		B 2'49.762 (1)	46.112	27.208	1'04.082	32.360	158.843
7.	19'55.363						
		2'50.760 (5)	46.119	27.023	1'04.724	32.894	154.921
8.	22'46.123						



2023 鈴鹿サンデーロードレース 第3戦

CBR250R Dream Cup 決勝 レース

2023 / 9 / 9 :

SUZUKA CIRCUIT
Full Course 2-Wheels(5,821m)

個別ラップ表

Weather :Fine
Track :Dry

No	28	Best Time	2'45.275	126.792 km/h
Name	入江 高伸	Total Time	22'20.144	8 Laps
Team	TEAM T-TECH	Average Lap Time	2'47.496	
Type	Honda/CBR250R	Today's Rank	4 / 41	
		Today's Top Time	2'44.006	127.773 km/h

Lap	Passing Time	Lap Time	Sec1	Sec2	Sec3	Sec4	km/h
			45.447	27.206	1'03.236	31.780	166.996
1.	2'47.669						
		2'48.390 (6)	44.600	26.808	1'04.111	32.871	156.578
2.	5'36.059						
		B 2'45.275 (1)	45.273	26.458	1'02.674	30.870	163.271
3.	8'21.334						
		2'47.638 (5)	45.555	26.626	1'03.155	32.302	164.803
4.	11'08.972						
		2'47.618 (4)	45.052	26.858	1'03.839	31.869	160.879
5.	13'56.590						
		2'47.433 (3)	45.188	26.713	1'03.076	32.456	160.292
6.	16'44.023						
		2'46.588 (2)	45.183	26.984	1'02.854	31.567	158.843
7.	19'30.611						
		2'49.533 (7)	45.883	27.187	1'03.222	33.241	154.105
8.	22'20.144						



2023 鈴鹿サンデーロードレース 第3戦

CBR250R Dream Cup 決勝 レース

2023 / 9 / 9 :

 SUZUKA CIRCUIT
Full Course 2-Wheels(5,821m)

個別ラップ表

Weather :Fine
Track :Dry

No	31	Best Time	2'58.849	117.169 km/h
Name	丸川 広夢	Total Time	24'14.985	8 Laps
Team	Team滋賀ロジ+乱乱	Average Lap Time	3'01.080	
Type	Honda/CBR250R	Today's Rank	37 / 41	
		Today's Top Time	2'44.006	127.773 km/h

Lap	Passing Time	Lap Time	Sec1	Sec2	Sec3	Sec4	km/h
			53.973	29.996	1'09.801	33.651	154.376
1.	3'07.421		49.407	29.736	1'09.181	34.178	147.630
2.	6'09.923	3'02.502 (6)	48.830	29.888	1'09.890	34.025	147.136
3.	9'12.556	3'02.633 (7)	49.073	29.678	1'09.451	34.211	145.914
4.	12'14.969	3'02.413 (5)	49.282	29.414	1'09.152	33.894	145.430
5.	15'16.711	3'01.742 (4)	49.047	29.137	1'08.339	33.938	147.383
6.	18'17.172	3'00.461 (3)	49.047	29.137	1'08.339	33.938	147.383
7.	21'16.021	B 2'58.849 (1)	48.601	28.879	1'08.037	33.332	148.629
8.	24'14.985	2'58.964 (2)	48.347	29.008	1'08.141	33.468	147.630



2023 鈴鹿サンデーロードレース 第3戦

CBR250R Dream Cup 決勝 レース

2023 / 9 / 9 :

 SUZUKA CIRCUIT
Full Course 2-Wheels(5,821m)

個別ラップ表

Weather :Fine
Track :Dry

No	32	Best Time	2'45.774	126.411 km/h
Name	金田 博行	Total Time	22'42.440	8 Laps
Team	Tw'sracing&KIKSいわにし接骨院	Average Lap Time	2'50.610	
Type	Honda/GBR250R	Today's Rank	6 / 41	
		Today's Top Time	2'44.006	127.773 km/h


Lap	Passing Time	Lap Time	Sec1	Sec2	Sec3	Sec4	km/h
			46.046	27.137	1'03.071	31.912	166.049
1.	2'48.166						
		2'47.364 (3)	45.101	26.798	1'03.269	32.196	160.879
2.	5'35.530						
		B 2'45.774 (1)	45.038	26.428	1'02.886	31.422	160.585
3.	8'21.304						
		2'47.647 (5)	45.737	26.918	1'03.444	31.548	159.419
4.	11'08.951						
		2'47.456 (4)	45.258	27.120	1'03.573	31.505	161.471
5.	13'56.407						
		2'47.236 (2)	45.582	26.763	1'03.794	31.097	163.881
6.	16'43.643						
		2'47.945 (6)	45.707	26.966	1'03.195	32.077	156.578
7.	19'31.588						
		3'10.852 (7)	45.212	27.395	1'02.959	55.286	159.130
8.	22'42.440						



2023 鈴鹿サンデーロードレース 第3戦

CBR250R Dream Cup 決勝 レース

2023 / 9 / 9 :

 SUZUKA CIRCUIT
Full Course 2-Wheels(5,821m)

個別ラップ表

Weather :Fine
Track :Dry

No	39	Best Time	2'50.698	122.764 km/h
Name	増田 洋佑	Total Time	22'58.249	8 Laps
Team	Jr's Club	Average Lap Time	2'51.926	
Type	Honda/GBR250R	Today's Rank	23 / 41	
		Today's Top Time	2'44.006	127.773 km/h

Lap	Passing Time	Lap Time	Sec1	Sec2	Sec3	Sec4	km/h
			49.147	28.198	1'05.345	32.076	159.419
1.	2'54.766						
		2'52.306 (5)	46.729	27.418	1'06.006	32.153	159.709
2.	5'47.072						
		B 2'50.698 (1)	46.347	26.988	1'04.828	32.535	158.556
3.	8'37.770						
		2'51.742 (3)	45.346	27.874	1'06.417	32.105	160.292
4.	11'29.512						
		2'51.491 (2)	46.593	27.238	1'05.464	32.196	154.105
5.	14'21.003						
		2'52.367 (6)	46.095	27.899	1'05.368	33.005	154.921
6.	17'13.370						
		2'51.871 (4)	46.714	27.661	1'04.709	32.787	153.835
7.	20'05.241						
		2'53.008 (7)	46.685	27.476	1'05.339	33.508	153.835
8.	22'58.249						



2023 鈴鹿サンデーロードレース 第3戦

CBR250R Dream Cup 決勝 レース

2023/9/9 :



SUZUKA CIRCUIT

個別ラップ表

Weather :Fine

Track :Dry

Full Course 2-Wheels(5,821m)

No	46	Best Time	2'56.330	118.843 km/h
Name	佐々木 颯汰	Total Time	23'42.237	8 Laps
Team	club Taira Promote	Average Lap Time	2'57.498	
Type	Honda/GBR250R	Today's Rank	31 / 41	
		Today's Top Time	2'44.006	127.773 km/h

Lap	Passing Time	Lap Time	Sec1	Sec2	Sec3	Sec4	km/h
			50.797	28.900	1'07.035	33.014	153.031
1.	2'59.746						
		2'58.715 (7)	48.697	29.406	1'07.384	33.228	148.881
2.	5'58.461						
		2'58.339 (6)	48.895	28.683	1'06.932	33.829	148.629
3.	8'56.800						
		2'57.812 (5)	48.422	28.733	1'07.082	33.575	149.388
4.	11'54.612						
		B 2'56.330 (1)	48.431	28.093	1'06.610	33.196	154.921
5.	14'50.942						
		2'57.550 (4)	48.547	28.156	1'06.489	34.358	148.881
6.	17'48.492						
		2'56.661 (2)	48.529	28.580	1'06.401	33.151	150.154
7.	20'45.153						
		2'57.084 (3)	48.287	28.390	1'06.777	33.630	150.154
8.	23'42.237						



2023 鈴鹿サンデーロードレース 第3戦

CBR250R Dream Cup 決勝 レース

2023 / 9 / 9 :

 SUZUKA CIRCUIT
Full Course 2-Wheels(5,821m)

個別ラップ表

Weather :Fine
Track :Dry

No	47	Best Time	2'47.555	125.067 km/h
Name	滝 かおる	Total Time	22'32.886	8 Laps
Team	かおるフレンズ & speedHeart	Average Lap Time	2'48.877	
Type	Honda/CBR250R	Today's Rank	13 / 41	
		Today's Top Time	2'44.006	127.773 km/h

Lap	Passing Time	Lap Time	Sec1	Sec2	Sec3	Sec4	km/h
			47.672	27.329	1'03.738	32.008	167.954
1.	2'50.747						
		2'47.935 (2)	45.150	27.222	1'03.566	31.997	165.736
2.	5'38.682						
		B 2'47.555 (1)	45.181	27.104	1'03.311	31.959	163.575
3.	8'26.237						
		2'48.293 (3)	45.557	27.067	1'03.738	31.931	159.130
4.	11'14.530						
		2'49.443 (5)	45.524	27.111	1'04.491	32.317	155.745
5.	14'03.973						
		2'49.966 (7)	45.700	27.021	1'04.581	32.664	158.270
6.	16'53.939						
		2'49.907 (6)	46.075	27.239	1'03.869	32.724	154.921
7.	19'43.846						
		2'49.040 (4)	45.508	27.313	1'03.535	32.684	160.000
8.	22'32.886						



2023 鈴鹿サンデーロードレース 第3戦

CBR250R Dream Cup 決勝 レース

2023 / 9 / 9 :

 SUZUKA CIRCUIT
Full Course 2-Wheels(5,821m)

個別ラップ表

Weather :Fine
Track :Dry

No	50	Best Time	2'56.260	118.890 km/h
Name	児玉 祐政	Total Time	23'48.964	8 Laps
Team	Over there Racing with三洋住機	Average Lap Time	2'57.757	
Type	Honda/GBR250R	Today's Rank	29 / 41	
		Today's Top Time	2'44.006	127.773 km/h

Lap	Passing Time	Lap Time	Sec1	Sec2	Sec3	Sec4	km/h
			52.587	29.393	1'08.353	34.327	155.745
1.	3'04.660		48.571	29.476	1'07.295	33.448	155.469
2.	6'03.450	2'58.790 (7)	47.930	29.085	1'07.360	33.469	155.194
3.	9'01.294	2'57.844 (4)	47.628	28.869	1'06.993	33.849	155.194
4.	11'58.633	2'57.339 (2)	48.656	28.937	1'06.710	34.131	156.578
5.	14'57.067	2'58.434 (6)	48.589	28.703	1'07.212	33.632	154.921
6.	17'55.203	2'58.136 (5)	47.490	28.636	1'06.865	33.269	151.710
7.	20'51.463	B 2'56.260 (1)	47.788	28.649	1'06.945	34.119	150.669
8.	23'48.964	2'57.501 (3)					



2023 鈴鹿サンデーロードレース 第3戦

CBR250R Dream Cup 決勝 レース

2023 / 9 / 9 :

 SUZUKA CIRCUIT
Full Course 2-Wheels(5,821m)

個別ラップ表

Weather :Fine
Track :Dry

No	52	Best Time	2'46.201	126.086 km/h
Name	秀崎 隆	Total Time	22'18.842	8 Laps
Team	ultra魂racing&伸司&MFD	Average Lap Time	2'47.348	
Type	Honda/GBR250R	Today's Rank	9 / 41	
		Today's Top Time	2'44.006	127.773 km/h

Lap	Passing Time	Lap Time	Sec1	Sec2	Sec3	Sec4	km/h
			44.892	27.388	1'03.284	31.836	154.648
1.	2'47.400						
		2'47.155 (3)	44.989	26.851	1'03.928	31.387	152.765
2.	5'34.555						
		B 2'46.201 (1)	45.265	26.491	1'02.972	31.473	153.298
3.	8'20.756						
		2'48.038 (7)	45.042	26.812	1'03.955	32.229	153.031
4.	11'08.794						
		2'46.831 (2)	45.075	27.195	1'02.986	31.575	157.138
5.	13'55.625						
		2'47.767 (6)	45.531	26.990	1'03.490	31.756	156.857
6.	16'43.392						
		2'47.754 (5)	45.372	26.836	1'03.528	32.018	150.928
7.	19'31.146						
		2'47.696 (4)	45.154	27.142	1'03.379	32.021	153.835
8.	22'18.842						



2023 鈴鹿サンデーロードレース 第3戦

CBR250R Dream Cup 決勝 レース

2023/9/9 :



SUZUKA CIRCUIT

個別ラップ表

Weather :Fine

Track :Dry

Full Course 2-Wheels(5,821m)

No	55	Best Time	2'44.006	127.773 km/h
Name	中沢 寿寛	Total Time	22'03.046	8 Laps
Team	i-FACTORY&M GARAGE	Average Lap Time	2'45.191	
Type	Honda/GBR250R	Today's Rank	1 / 41	
		Today's Top Time	2'44.006	127.773 km/h

Lap	Passing Time	Lap Time		Sec1	Sec2	Sec3	Sec4	km/h
				44.609	27.515	1'03.454	31.129	157.419
1.	2'46.707			44.547	26.405	1'03.032	31.469	151.188
2.	5'32.160	2'45.453 (4)		44.563	26.546	1'03.022	31.666	152.500
3.	8'17.957	2'45.797 (6)		44.646	26.338	1'02.502	31.681	152.765
4.	11'03.124	2'45.167 (3)		45.001	27.108	1'02.884	30.893	157.419
5.	13'49.010	2'45.886 (7)		45.678	26.383	1'02.319	31.115	159.709
6.	16'34.505	2'45.495 (5)		44.569	26.256	1'02.324	30.857	158.843
7.	19'18.511	B 2'44.006 (1)		44.669	26.632	1'02.116	31.118	159.709
8.	22'03.046	2'44.535 (2)						



2023 鈴鹿サンデーロードレース 第3戦

CBR250R Dream Cup 決勝 レース

2023 / 9 / 9 :

 SUZUKA CIRCUIT
Full Course 2-Wheels(5,821m)

個別ラップ表

Weather :Fine
Track :Dry

No	60	Best Time	2'57.412	118.118 km/h
Name	池田 安弘	Total Time	23'53.844	8 Laps
Team	ワークマン尼崎 名神店&D-POWER	Average Lap Time	2'58.611	
Type	Honda/CBR250R	Today's Rank	35 / 41	
		Today's Top Time	2'44.006	127.773 km/h

Lap	Passing Time	Lap Time	Sec1	Sec2	Sec3	Sec4	km/h
			51.492	29.231	1'09.266	33.576	150.669
1.	3'03.565						
		2'58.893 (5)	48.818	29.058	1'07.742	33.275	153.298
2.	6'02.458						
		B 2'57.412 (1)	47.964	28.606	1'07.431	33.411	151.710
3.	8'59.870						
		2'57.535 (2)	47.977	28.553	1'07.421	33.584	153.566
4.	11'57.405						
		2'59.446 (6)	48.374	28.676	1'07.916	34.480	146.156
5.	14'56.851						
		2'58.040 (3)	48.445	28.717	1'07.368	33.510	149.134
6.	17'54.891						
		3'00.532 (7)	48.945	28.973	1'08.212	34.402	148.881
7.	20'55.423						
		2'58.421 (4)	48.748	28.603	1'07.856	33.214	148.881
8.	23'53.844						



2023 鈴鹿サンデーロードレース 第3戦

CBR250R Dream Cup 決勝 レース

2023 / 9 / 9 :

 SUZUKA CIRCUIT
Full Course 2-Wheels(5,821m)

個別ラップ表

Weather :Fine
Track :Dry

No	64	Best Time	2'59.055	117.034 km/h
Name	岡田 康次	Total Time	24'15.776	8 Laps
Team	FKworksHiroko	Average Lap Time	3'00.973	
Type	Honda/GBR250R	Today's Rank	38 / 41	
		Today's Top Time	2'44.006	127.773 km/h

Lap	Passing Time	Lap Time	Sec1	Sec2	Sec3	Sec4	km/h
			54.338	30.214	1'09.745	34.663	148.881
1.	3'08.960						
2.	6'10.139	3'01.179 (4)	49.058	29.122	1'08.934	34.065	146.644
3.	9'12.898	3'02.759 (7)	48.859	29.482	1'10.255	34.163	147.383
4.	12'15.398	3'02.500 (6)	49.060	29.551	1'09.633	34.256	143.062
5.	15'17.099	3'01.701 (5)	49.031	29.536	1'09.000	34.134	146.644
6.	18'16.154	B 2'59.055 (1)	48.045	28.618	1'08.044	34.348	141.449
7.	21'15.553	2'59.399 (2)	48.122	28.450	1'08.532	34.295	141.906
8.	24'15.776	3'00.223 (3)	49.009	29.250	1'08.436	33.528	142.829



2023 鈴鹿サンデーロードレース 第3戦

CBR250R Dream Cup 決勝 レース

2023 / 9 / 9 :

 SUZUKA CIRCUIT
Full Course 2-Wheels(5,821m)

個別ラップ表

Weather :Fine
Track :Dry

No	67	Best Time	2'55.030	119.726 km/h
Name	舟川 正基	Total Time	23'41.728	8 Laps
Team	Club BATTLE	Average Lap Time	2'56.796	
Type	Honda/CBR250R	Today's Rank	27 / 41	
		Today's Top Time	2'44.006	127.773 km/h

Lap	Passing Time	Lap Time	Sec1	Sec2	Sec3	Sec4	km/h
			52.112	29.473	1'08.555	34.010	156.299
1.	3'04.150						
2.	6'02.219	2'58.069 (6)	48.439	29.256	1'07.138	33.236	153.566
3.	8'59.235	2'57.016 (4)	47.874	28.529	1'07.093	33.520	157.419
4.	11'57.470	2'58.235 (7)	47.780	28.761	1'07.625	34.069	151.972
5.	14'52.500	B 2'55.030 (1)	47.381	27.883	1'06.639	33.127	151.448
6.	17'48.384	2'55.884 (3)	47.556	28.215	1'06.211	33.902	151.972
7.	20'46.372	2'57.988 (5)	48.415	28.649	1'07.914	33.010	154.105
8.	23'41.728	2'55.356 (2)	47.639	28.434	1'06.218	33.065	153.031



2023 鈴鹿サンデーロードレース 第3戦

CBR250R Dream Cup 決勝 レース

2023 / 9 / 9 :

 SUZUKA CIRCUIT
Full Course 2-Wheels(5,821m)

個別ラップ表

Weather :Fine
Track :Dry

No	69	Best Time	2'47.670	124.981 km/h
Name	石田 章裕	Total Time	22'33.231	8 Laps
Team	ホンダ・ドリーム羽曳野 with PENSKE	Average Lap Time	2'49.098	
Type	Honda/CBR250R	Today's Rank	14 / 41	
		Today's Top Time	2'44.006	127.773 km/h

Lap	Passing Time	Lap Time	Sec1	Sec2	Sec3	Sec4	km/h
			45.845	27.353	1'04.398	31.949	158.556
1.	2'49.545						
		2'47.716 (2)	44.965	27.166	1'04.136	31.449	156.578
2.	5'37.261						
		B 2'47.670 (1)	45.461	26.915	1'03.809	31.485	160.292
3.	8'24.931						
		2'48.459 (3)	45.325	27.015	1'04.385	31.734	152.500
4.	11'13.390						
		2'50.055 (5)	46.211	27.192	1'04.963	31.689	154.648
5.	14'03.445						
		2'50.062 (6)	45.972	27.138	1'04.569	32.383	151.188
6.	16'53.507						
		2'49.606 (4)	46.130	27.138	1'04.339	31.999	149.134
7.	19'43.113						
		2'50.118 (7)	46.113	27.139	1'03.957	32.909	160.000
8.	22'33.231						



2023 鈴鹿サンデーロードレース 第3戦

CBR250R Dream Cup 決勝 レース

2023 / 9 / 9 :

 SUZUKA CIRCUIT
Full Course 2-Wheels(5,821m)

個別ラップ表

Weather :Fine
Track :Dry

No	72	Best Time	2'57.064	118.350 km/h
Name	本田 英嗣	Total Time	23'52.969	8 Laps
Team		Average Lap Time	2'58.306	
Type	Honda/CBR250R	Today's Rank	34 / 41	
		Today's Top Time	2'44.006	127.773 km/h

Lap	Passing Time	Lap Time	Sec1	Sec2	Sec3	Sec4	km/h
			53.276	29.475	1'07.861	34.213	155.469
1.	3'04.825		48.795	29.219	1'07.884	33.554	153.298
2.	6'04.277	2'59.452 (7)	48.719	28.820	1'06.890	33.743	153.566
3.	9'02.449	2'58.172 (4)	48.397	28.706	1'07.364	33.618	148.881
4.	12'00.534	2'58.085 (3)	49.198	29.003	1'07.410	33.760	147.136
5.	14'59.905	2'59.371 (6)	48.503	28.349	1'06.488	33.724	150.154
6.	17'56.969	B 2'57.064 (1)	48.847	28.386	1'06.774	34.284	150.411
7.	20'55.260	2'58.291 (5)	48.189	28.397	1'06.780	34.343	150.928
8.	23'52.969	2'57.709 (2)					



2023 鈴鹿サンデーロードレース 第3戦

CBR250R Dream Cup 決勝 レース

2023/9/9 :

SUZUKA CIRCUIT
Full Course 2-Wheels(5,821m)

個別ラップ表

Weather :Fine
Track :Dry

No	73	Best Time	2'48.891	124.078 km/h
Name	寺田 愛基	Total Time	23'29.041	8 Laps
Team	TEAM ばわあくらふと+AK1TECH	Average Lap Time	2'50.172	
Type	Honda/CBR250R	Today's Rank	17 / 41	
		Today's Top Time	2'44.006	127.773 km/h

Lap	Passing Time	Lap Time	Sec1	Sec2	Sec3	Sec4	km/h
			1'32.663	27.446	1'05.123	32.605	154.921
1.	3'37.837						
2.	6'28.439	2'50.602 (6)	46.347	27.346	1'04.782	32.127	153.835
3.	9'18.781	2'50.342 (4)	46.452	27.471	1'04.638	31.781	154.648
4.	12'09.557	2'50.776 (7)	46.845	27.339	1'04.703	31.889	153.566
5.	14'58.448	B 2'48.891 (1)	46.427	27.365	1'03.765	31.334	158.556
6.	17'48.467	2'50.019 (2)	46.493	27.557	1'04.001	31.968	157.986
7.	20'38.907	2'50.440 (5)	46.242	27.512	1'04.640	32.046	154.376
8.	23'29.041	2'50.134 (3)	46.345	27.229	1'04.763	31.797	153.298



2023 鈴鹿サンデーロードレース 第3戦

CBR250R Dream Cup 決勝 レース

2023 / 9 / 9 :

 SUZUKA CIRCUIT
Full Course 2-Wheels(5,821m)

個別ラップ表

Weather :Fine
Track :Dry

No	74	Best Time	2'46.540	125.829 km/h
Name	林 規夫	Total Time	22'18.488	8 Laps
Team	チームモトクラッシュ&テーラデザイン	Average Lap Time	2'47.293	
Type	Honda/CBR250R	Today's Rank	12 / 41	
		Today's Top Time	2'44.006	127.773 km/h

Lap	Passing Time	Lap Time	Sec1	Sec2	Sec3	Sec4	km/h
			45.668	27.196	1'03.160	31.410	164.803
1.	2'47.434						
		2'47.106 (3)	45.670	26.473	1'03.521	31.442	158.843
2.	5'34.540						
		B 2'46.540 (1)	45.584	26.794	1'02.880	31.282	159.419
3.	8'21.080						
		2'47.063 (2)	44.989	27.049	1'03.345	31.680	156.299
4.	11'08.143						
		2'47.343 (4)	45.281	27.243	1'03.303	31.516	156.021
5.	13'55.486						
		2'47.803 (6)	45.903	26.965	1'03.708	31.227	157.702
6.	16'43.289						
		2'47.391 (5)	45.204	26.989	1'03.649	31.549	151.188
7.	19'30.680						
		2'47.808 (7)	45.454	26.841	1'03.887	31.626	153.835
8.	22'18.488						



2023 鈴鹿サンデーロードレース 第3戦

CBR250R Dream Cup 決勝 レース

2023 / 9 / 9 :

 SUZUKA CIRCUIT
Full Course 2-Wheels(5,821m)

個別ラップ表

Weather :Fine
Track :Dry

No	78	Best Time	2'44.254	127.580 km/h
Name	大田 雅裕	Total Time	22'03.212	8 Laps
Team	かおるレンズ & speedHeart	Average Lap Time	2'45.258	
Type	Honda/CBR250R	Today's Rank	2 / 41	
		Today's Top Time	2'44.006	127.773 km/h

Lap	Passing Time	Lap Time	Sec1	Sec2	Sec3	Sec4	km/h
			44.764	27.616	1'03.078	30.945	158.843
1.	2'46.403						
		2'45.599 (5)	45.025	26.447	1'02.814	31.313	154.105
2.	5'32.002						
		2'46.014 (6)	44.887	26.521	1'02.874	31.732	151.448
3.	8'18.016						
		2'45.052 (3)	44.756	26.574	1'02.088	31.634	157.138
4.	11'03.068						
		2'46.042 (7)	44.885	27.454	1'02.618	31.085	156.578
5.	13'49.110						
		2'45.450 (4)	44.998	26.323	1'02.658	31.471	156.299
6.	16'34.560						
		B 2'44.254 (1)	44.970	26.118	1'02.080	31.086	159.419
7.	19'18.814						
		2'44.398 (2)	44.790	26.494	1'02.094	31.020	162.366
8.	22'03.212						



2023 鈴鹿サンデーロードレース 第3戦

CBR250R Dream Cup 決勝 レース

2023 / 9 / 9 :

 SUZUKA CIRCUIT
Full Course 2-Wheels(5,821m)

個別ラップ表

Weather :Fine
Track :Dry

No	81	Best Time	2'50.712	122.754 km/h
Name	青山 潤	Total Time	22'58.987	8 Laps
Team	TEAM T-TECH+青山放電	Average Lap Time	2'52.016	
Type	Honda/CBR250R	Today's Rank	24 / 41	
		Today's Top Time	2'44.006	127.773 km/h

Lap	Passing Time	Lap Time	Sec1	Sec2	Sec3	Sec4	km/h
			49.295	28.124	1'05.264	32.192	158.270
1.	2'54.875						
		2'52.422 (6)	46.305	27.555	1'06.214	32.348	155.745
2.	5'47.297						
		B 2'50.712 (1)	46.639	27.293	1'04.324	32.456	161.768
3.	8'38.009						
		2'51.834 (3)	46.238	27.418	1'05.566	32.612	155.469
4.	11'29.843						
		2'52.184 (5)	46.452	27.304	1'05.211	33.217	151.188
5.	14'22.027						
		2'51.984 (4)	46.239	27.512	1'05.327	32.906	161.174
6.	17'14.011						
		2'51.475 (2)	46.940	27.690	1'04.698	32.147	159.419
7.	20'05.486						
		2'53.501 (7)	46.854	27.599	1'05.121	33.927	160.879
8.	22'58.987						



2023 鈴鹿サンデーロードレース 第3戦

CBR250R Dream Cup 決勝 レース

2023 / 9 / 9 :

 SUZUKA CIRCUIT
Full Course 2-Wheels(5,821m)

個別ラップ表

Weather :Fine
Track :Dry

No	89	Best Time	2'47.753	124.919 km/h
Name	石川 功真	Total Time	22'32.989	8 Laps
Team	BIKE・KOZOレーシング	Average Lap Time	2'48.962	
Type	Honda/CBR250R	Today's Rank	15 / 41	
		Today's Top Time	2'44.006	127.773 km/h

Lap	Passing Time	Lap Time	Sec1	Sec2	Sec3	Sec4	km/h
			46.971	27.386	1'04.050	31.844	159.709
1.	2'50.251						
		B 2'47.753 (1)	45.338	27.184	1'03.537	31.694	162.968
2.	5'38.004						
		2'48.313 (2)	45.264	27.213	1'03.948	31.888	158.843
3.	8'26.317						
		2'48.346 (3)	45.673	27.149	1'04.171	31.353	156.021
4.	11'14.663						
		2'49.389 (4)	45.141	27.094	1'04.901	32.253	154.648
5.	14'04.052						
		2'49.809 (7)	45.798	27.060	1'04.472	32.479	156.021
6.	16'53.861						
		2'49.428 (5)	45.890	27.172	1'04.169	32.197	151.448
7.	19'43.289						
		2'49.700 (6)	45.733	27.004	1'04.236	32.727	152.236
8.	22'32.989						



2023 鈴鹿サンデーロードレース 第3戦

CBR250R Dream Cup 決勝 レース

2023/9/9 :



SUZUKA CIRCUIT

個別ラップ表

Weather :Fine

Track :Dry

Full Course 2-Wheels(5,821m)

No	92	Best Time	2'56.416	118.785 km/h
Name	平尾 凌大	Total Time	23'41.096	8 Laps
Team	Takeishi Technical Racing&ひげとん食品	Average Lap Time	2'57.600	
Type	Honda/CBR250R	Today's Rank	32 / 41	
		Today's Top Time	2'44.006	127.773 km/h

Lap	Passing Time	Lap Time	Sec1	Sec2	Sec3	Sec4	km/h
			49.910	28.539	1'06.673	32.771	156.021
1.	2'57.893		48.158	28.990	1'07.435	32.957	151.972
2.	5'55.433	2'57.540 (3)	48.395	29.026	1'07.211	33.136	151.972
3.	8'53.201	2'57.768 (4)	48.792	28.921	1'07.376	33.305	149.898
4.	11'51.595	2'58.394 (7)	48.647	28.838	1'07.254	33.208	150.154
5.	14'49.542	2'57.947 (5)	48.727	28.699	1'07.159	33.775	149.642
6.	17'47.902	2'58.360 (6)	48.744	28.558	1'06.513	32.963	155.194
7.	20'44.680	2'56.778 (2)	48.240	28.390	1'06.809	32.977	150.928
8.	23'41.096	B 2'56.416 (1)					



2023 鈴鹿サンデーロードレース 第3戦

CBR250R Dream Cup 決勝 レース

2023 / 9 / 9 :

 SUZUKA CIRCUIT
Full Course 2-Wheels(5,821m)

個別ラップ表

Weather :Fine
Track :Dry

No	93	Best Time	2'49.184	123.863 km/h
Name	後藤田 潤	Total Time	22'47.192	8 Laps
Team	TEAM T-TECH	Average Lap Time	2'50.865	
Type	Honda/GBR250R	Today's Rank	19 / 41	
		Today's Top Time	2'44.006	127.773 km/h

Lap	Passing Time	Lap Time	Sec1	Sec2	Sec3	Sec4	km/h
			47.563	26.908	1'04.460	32.203	163.881
1.	2'51.134	B 2'49.184 (1)	45.342	26.825	1'04.377	32.640	158.270
2.	5'40.318	2'50.032 (2)	46.160	27.164	1'04.664	32.044	155.194
3.	8'30.350	2'51.551 (5)	45.895	27.078	1'05.768	32.810	149.898
4.	11'21.901	2'50.798 (4)	45.675	27.374	1'05.065	32.684	150.411
5.	14'12.699	2'52.517 (7)	46.054	27.204	1'06.015	33.244	150.154
6.	17'05.216	2'50.423 (3)	46.045	27.157	1'04.583	32.638	157.138
7.	19'55.639	2'51.553 (6)	46.097	26.948	1'04.728	33.780	154.648
8.	22'47.192						



2023 鈴鹿サンデーロードレース 第3戦

CBR250R Dream Cup 決勝 レース

2023 / 9 / 9 :

 SUZUKA CIRCUIT
Full Course 2-Wheels(5,821m)

個別ラップ表

Weather :Fine
Track :Dry

No	95	Best Time	2'56.553	118.693 km/h
Name	木梨 祐介	Total Time	23'47.958	8 Laps
Team	喫茶うぐいす	Average Lap Time	2'58.196	
Type	Honda/CBR250R	Today's Rank	33 / 41	
		Today's Top Time	2'44.006	127.773 km/h

Lap	Passing Time	Lap Time	Sec1	Sec2	Sec3	Sec4	km/h
			50.943	28.933	1'07.447	33.263	155.469
1.	3'00.586						
2.	6'00.685	3'00.099 (7)	48.722	29.306	1'08.181	33.890	152.765
3.	8'59.436	2'58.751 (6)	48.820	28.739	1'07.331	33.861	152.236
4.	11'58.146	2'58.710 (5)	48.166	28.444	1'07.431	34.669	152.500
5.	14'56.082	2'57.936 (3)	48.534	28.356	1'07.237	33.809	148.629
6.	17'53.127	2'57.045 (2)	48.110	28.145	1'06.911	33.879	149.642
7.	20'49.680	B 2'56.553 (1)	48.335	28.168	1'06.929	33.121	151.972
8.	23'47.958	2'58.278 (4)	47.944	27.834	1'06.671	35.829	153.835



2023 鈴鹿サンデーロードレース 第3戦

CBR250R Dream Cup 決勝 レース

2023/9/9 :

 SUZUKA CIRCUIT
Full Course 2-Wheels(5,821m)

個別ラップ表

Weather :Fine
Track :Dry

No	97	Best Time	2'50.360	123.008 km/h
Name	松本 大輝	Total Time	22'57.402	8 Laps
Team	RT松本家&FMR	Average Lap Time	2'52.049	
Type	Honda/CBR250R	Today's Rank	21 / 41	
		Today's Top Time	2'44.006	127.773 km/h

Lap	Passing Time	Lap Time	Sec1	Sec2	Sec3	Sec4	km/h
			48.648	27.924	1'04.691	31.795	162.066
1.	2'53.058						
		2'52.860 (7)	46.669	27.968	1'06.334	31.889	159.709
2.	5'45.918						
		B 2'50.360 (1)	46.182	27.343	1'04.732	32.103	161.768
3.	8'36.278						
		2'52.105 (4)	46.532	27.738	1'05.153	32.682	156.021
4.	11'28.383						
		2'51.678 (2)	46.444	27.414	1'05.225	32.595	151.188
5.	14'20.061						
		2'52.743 (6)	46.827	27.957	1'05.432	32.527	154.376
6.	17'12.804						
		2'52.021 (3)	47.147	27.622	1'04.850	32.402	153.566
7.	20'04.825						
		2'52.577 (5)	46.744	27.495	1'05.624	32.714	152.765
8.	22'57.402						



2023 鈴鹿サンデーロードレース 第3戦

CBR250R Dream Cup 決勝 レース

2023 / 9 / 9 :

 SUZUKA CIRCUIT
Full Course 2-Wheels(5,821m)

個別ラップ表

Weather :Fine
Track :Dry

No	112	Best Time	2'50.636	122.809 km/h
Name	清水 光則	Total Time	22'59.950	8 Laps
Team	CLUB1.2カッタニ川口	Average Lap Time	2'52.273	
Type	Honda/CBR250R	Today's Rank	22 / 41	
		Today's Top Time	2'44.006	127.773 km/h

Lap	Passing Time	Lap Time	Sec1	Sec2	Sec3	Sec4	km/h
			48.990	28.096	1'05.065	31.886	162.667
1.	2'54.037						
		2'51.591 (2)	46.176	27.943	1'05.566	31.906	155.745
2.	5'45.628						
		B 2'50.636 (1)	45.822	27.537	1'04.994	32.283	160.292
3.	8'36.264						
		2'52.595 (6)	46.353	28.147	1'05.386	32.709	158.270
4.	11'28.859						
		2'52.517 (5)	46.358	27.581	1'05.984	32.594	149.898
5.	14'21.376						
		2'52.272 (3)	45.960	27.813	1'05.667	32.832	161.768
6.	17'13.648						
		2'52.516 (4)	46.835	27.765	1'05.121	32.795	154.376
7.	20'06.164						
		2'53.786 (7)	46.386	27.585	1'05.142	34.673	163.271
8.	22'59.950						



2023 鈴鹿サンデーロードレース 第3戦

CBR250R Dream Cup 決勝 レース

2023 / 9 / 9 :

 SUZUKA CIRCUIT
Full Course 2-Wheels(5,821m)

個別ラップ表

Weather :Fine
Track :Dry

No	189	Best Time	2'48.197	124.590 km/h
Name	新井 生哲	Total Time	22'47.026	8 Laps
Team	ADF+乱乱	Average Lap Time	2'50.693	
Type	Honda/CBR250R	Today's Rank	16 / 41	
		Today's Top Time	2'44.006	127.773 km/h

Lap	Passing Time	Lap Time		Sec1	Sec2	Sec3	Sec4	km/h
				48.008	27.714	1'04.663	31.784	162.667
1.	2'52.169							
		B 2'48.197	(1)	45.288	26.681	1'04.190	32.038	157.986
2.	5'40.366							
		2'50.470	(3)	45.672	27.416	1'04.945	32.437	151.710
3.	8'30.836							
		2'50.477	(4)	45.955	26.985	1'05.253	32.284	152.236
4.	11'21.313							
		2'51.652	(5)	46.474	27.733	1'04.591	32.854	154.376
5.	14'12.965							
		2'51.704	(6)	46.195	27.015	1'05.767	32.727	153.031
6.	17'04.669							
		2'50.085	(2)	46.341	27.000	1'04.530	32.214	150.928
7.	19'54.754							
		2'52.272	(7)	45.969	27.173	1'05.314	33.816	148.881
8.	22'47.026							