



MFJ承認競技会

FUN&RUN! 2-Wheels



2024 FUN&RUN! 2-Wheels

NEO STANDARD Ninja/YZF 公式予選

2024 / 8 / 3 :



SUZUKA CIRCUIT

個別ラップ表

Weather :Fine

Full Course 2-Wheels(5,821m)

Track :Dry

No	4	Best Time	2'50.391	122.985 km/h
Name	木下	Total Time	17'28.440	6 Laps
Team	FASTER-Racing	Average Lap Time	2'51.732	
Type	Kawasaki/Ninja250	Today's Rank	10 / 19	
		Today's Top Time	2'45.981	126.253 km/h

No	4 (Driver1)	Best Time	2'50.391	122.985 km/h
Name	木下 優真	Total Time	17'28.440	6 Laps
Team	FASTER-Racing	Average Lap Time	2'51.732	
Type	Kawasaki/Ninja250	Today's Rank	17 / 37	
		Today's Top Time	2'43.355	128.283 km/h

Lap	Passing Time	Lap Time	Sec1	Sec2	Sec3	Sec4	km/h
				30.958	1'08.487	33.433	170.563
1.	3'09.777						
		2'51.126 (2)	46.180	28.134	1'05.000	31.812	166.679
2.	6'00.903						
		2'51.804 (3)	46.105	27.500	1'05.532	32.667	166.679
3.	8'52.707						
		2'52.086 (4)	46.143	27.865	1'05.839	32.239	164.803
4.	11'44.793						
		2'53.256 (5)	46.510	28.497	1'05.781	32.468	163.575
5.	14'38.049						
		B 2'50.391 (1)	46.152	27.547	1'04.859	31.833	162.667
6.	17'28.440						



MFJ承認競技会

FUN&RUN! 2-Wheels



2024 FUN&RUN! 2-Wheels

NEO STANDARD Ninja/YZF 公式予選

2024 / 8 / 3 :



SUZUKA CIRCUIT

個別ラップ表

Weather :Fine

Full Course 2-Wheels(5,821m)

Track :Dry

No	5	Best Time	3'01.109	115.707 km/h
Name	田中	Total Time	12'37.740	4 Laps
Team	MotoBlue &Xenoway&之の会	Average Lap Time	3'07.223	
Type	Kawasaki/Ninja250	Today's Rank	19 / 19	
		Today's Top Time	2'45.981	126.253 km/h

No	5 (Driver1)	Best Time	3'01.109	115.707 km/h
Name	田中 一之	Total Time	12'37.740	4 Laps
Team	MotoBlue &Xenoway&之の会	Average Lap Time	3'07.223	
Type	Kawasaki/Ninja250	Today's Rank	32 / 37	
		Today's Top Time	2'43.355	128.283 km/h

Lap	Passing Time	Lap Time	Sec1	Sec2	Sec3	Sec4	km/h
				30.594	1'09.571	34.226	161.174
1.	3'16.071						
		3'01.686 (2)	49.673	29.564	1'08.612	33.837	161.471
2.	6'17.757						
		B 3'01.109 (1)	49.929	29.496	1'07.736	33.948	161.471
3.	9'18.866						
		3'18.874 (3)	49.381	29.152	1'08.104	52.237	158.556
4.	12'37.740 Pit						



MFJ承認競技会

FUN&RUN! 2-Wheels



2024 FUN&RUN! 2-Wheels

NEO STANDARD Ninja/YZF 公式予選

2024 / 8 / 3 :



SUZUKA CIRCUIT

個別ラップ表

Weather :Fine

Full Course 2-Wheels(5,821m)

Track :Dry

No	7	Best Time	2'47.275	125.276 km/h
Name	向井	Total Time	16'55.504	6 Laps
Team	StreetROCKET/オートサービスマカイ	Average Lap Time	2'48.772	
Type	Kawasaki/Ninja250	Today's Rank	2 / 19	
		Today's Top Time	2'45.981	126.253 km/h

No	7 (Driver1)	Best Time	2'47.275	125.276 km/h
Name	向井 丈人	Total Time	16'55.504	6 Laps
Team	StreetROCKET/オートサービスマカイ	Average Lap Time	2'48.772	
Type	Kawasaki/Ninja250	Today's Rank	6 / 37	
		Today's Top Time	2'43.355	128.283 km/h

Lap	Passing Time	Lap Time	Sec1	Sec2	Sec3	Sec4	km/h
				27.834	1'04.860	32.006	158.270
1.	2'51.643						
		2'48.910 (4)	45.881	26.843	1'04.421	31.765	161.174
2.	5'40.553						
		2'53.048 (5)	45.100	27.421	1'08.176	32.351	163.881
3.	8'33.601						
		B 2'47.275 (1)	45.323	26.858	1'03.994	31.100	163.881
4.	11'20.876						
		2'47.327 (3)	45.561	27.037	1'03.356	31.373	162.968
5.	14'08.203						
		2'47.301 (2)	44.735	26.405	1'03.431	32.730	160.000
6.	16'55.504						



MFJ承認競技会

FUN&RUN! 2-Wheels



2024 FUN&RUN! 2-Wheels

NEO STANDARD Ninja/YZF 公式予選

2024 / 8 / 3 :



SUZUKA CIRCUIT

個別ラップ表

Weather :Fine

Full Course 2-Wheels(5,821m)

Track :Dry

No	10	Best Time	2'49.478	123.648 km/h
Name	志村	Total Time	17'15.801	6 Laps
Team	トリックスタークラブ	Average Lap Time	2'49.936	
Type	Kawasaki/Ninja250	Today's Rank	7 / 19	
		Today's Top Time	2'45.981	126.253 km/h

No	10 (Driver1)	Best Time	2'49.478	123.648 km/h
Name	志村 誠	Total Time	17'15.801	6 Laps
Team	トリックスタークラブ	Average Lap Time	2'49.936	
Type	Kawasaki/Ninja250	Today's Rank	13 / 37	
		Today's Top Time	2'43.355	128.283 km/h

Lap	Passing Time	Lap Time		Sec1	Sec2	Sec3	Sec4	km/h
					30.924	1'07.171	32.431	167.954
1.	3'06.119			46.601	27.668	1'03.877	31.751	170.895
2.	5'56.016	2'49.897 (3)		46.115	28.344	1'03.625	31.828	169.575
3.	8'45.928	2'49.912 (4)		45.673	27.693	1'04.146	31.966	165.736
4.	11'35.406	B 2'49.478 (1)		46.184	27.890	1'04.238	32.302	165.113
5.	14'26.020	2'50.614 (5)		45.874	28.132	1'03.946	31.829	169.249
6.	17'15.801	2'49.781 (2)						



MFJ承認競技会

FUN&RUN! 2-Wheels



2024 FUN&RUN! 2-Wheels

NEO STANDARD Ninja/YZF 公式予選

2024 / 8 / 3 :



SUZUKA CIRCUIT

個別ラップ表

Weather :Fine

Full Course 2-Wheels(5,821m)

Track :Dry

No	12	Best Time	2'53.337	120.895 km/h
Name	郡山/森島	Total Time	15'33.044	5 Laps
Team	HRTS with SHIMA	Average Lap Time	2'54.396	
Type	Kawasaki/Ninja250	Today's Rank	16 / 19	
		Today's Top Time	2'45.981	126.253 km/h

No	12 (Driver1)	Best Time	2'53.337	120.895 km/h
Name	郡山 隼一	Total Time	15'33.044	5 Laps
Team	HRTS with SHIMA	Average Lap Time	2'54.396	
Type	Kawasaki/Ninja250	Today's Rank	26 / 37	
		Today's Top Time	2'43.355	128.283 km/h

No	12 (Driver2)	Best Time		km/h
Name	森島 一任	Total Time		Laps
Team	HRTS with SHIMA	Average Lap Time		
Type	Kawasaki/Ninja250	Today's Rank		
		Today's Top Time	2'43.355	128.283 km/h

Lap	Passing Time	Lap Time	Sec1	Sec2	Sec3	Sec4	km/h	Driver No
				29.441	1'07.542	33.595	157.138	1
1.	3'55.458							
		2'55.816 (4)	47.837	28.600	1'06.341	33.038	159.709	1
2.	6'51.274							
		B 2'53.337 (1)	47.054	28.044	1'05.315	32.924	158.556	1
3.	9'44.611							
		2'54.192 (2)	47.090	28.304	1'05.932	32.866	158.843	1
4.	12'38.803							
		2'54.241 (3)	47.523	27.910	1'05.628	33.180	159.709	1
5.	15'33.044							



MFJ承認競技会

FUN&RUN! 2-Wheels



2024 FUN&RUN! 2-Wheels

NEO STANDARD Ninja/YZF 公式予選

2024 / 8 / 3 :



SUZUKA CIRCUIT

個別ラップ表

Weather :Fine

Full Course 2-Wheels(5,821m)

Track :Dry

No	17	Best Time	2'47.451	125.145 km/h
Name	細川/本田	Total Time	17'45.600	6 Laps
Team	ハタレーシング*ト'S組 しゃぼん玉138	Average Lap Time	2'58.633	
Type	Kawasaki/Ninja250	Today's Rank	4 / 19	
		Today's Top Time	2'45.981	126.253 km/h

No	17 (Driver1)	Best Time	2'48.900	124.071 km/h
Name	細川 和彦	Total Time	9'04.778	3 Laps
Team	ハタレーシング*ト'S組 しゃぼん玉138	Average Lap Time	2'50.801	
Type	Kawasaki/Ninja250	Today's Rank	11 / 37	
		Today's Top Time	2'43.355	128.283 km/h

No	17 (Driver2)	Best Time	2'47.451	125.145 km/h
Name	本田 知英	Total Time	8'40.822	3 Laps
Team	ハタレーシング*ト'S組 しゃぼん玉138	Average Lap Time	2'54.193	
Type	Kawasaki/Ninja250	Today's Rank	8 / 37	
		Today's Top Time	2'43.355	128.283 km/h

Lap	Passing Time	Lap Time	Sec1	Sec2	Sec3	Sec4	km/h	Driver No
				27.767	1'03.954	31.087	163.881	2
1.	2'52.435	B 2'47.451 (1)	45.180	27.067	1'03.945	31.259	161.471	2
2.	5'39.886	3'00.936 (4)	45.399	27.401	1'09.663	38.473	161.768	2
3.	8'40.822	Pit 3'23.175 (5)	1'19.126	27.115	1'04.519	32.415	162.066	1
4.	12'03.997	2'52.703 (3)	45.947	27.431	1'05.688	33.637	160.585	1
5.	14'56.700	2'48.900 (2)	45.088	27.206	1'04.655	31.951	160.292	1
6.	17'45.600							



MFJ承認競技会

FUN&RUN! 2-Wheels



2024 FUN&RUN! 2-Wheels

NEO STANDARD Ninja/YZF 公式予選

2024 / 8 / 3 :



SUZUKA CIRCUIT

個別ラップ表

Weather :Fine

Full Course 2-Wheels(5,821m)

Track :Dry

No	35	Best Time	2'50.347	123.017 km/h
Name	渡辺	Total Time	17'28.984	6 Laps
Team	ZAPPER-Racing & Moto Blue	Average Lap Time	2'51.875	
Type	Kawasaki/Ninja250	Today's Rank	9 / 19	
		Today's Top Time	2'45.981	126.253 km/h

No	35 (Driver1)	Best Time	2'50.347	123.017 km/h
Name	渡辺 素久	Total Time	17'28.984	6 Laps
Team	ZAPPER-Racing & Moto Blue	Average Lap Time	2'51.875	
Type	Kawasaki/Ninja250	Today's Rank	16 / 37	
		Today's Top Time	2'43.355	128.283 km/h

Lap	Passing Time	Lap Time	Sec1	Sec2	Sec3	Sec4	km/h
				29.310	1'07.484	34.150	169.249
1.	3'09.606						
		2'55.528 (5)	48.774	28.604	1'05.554	32.596	172.235
2.	6'05.134						
		2'52.020 (4)	46.234	28.037	1'05.748	32.001	164.803
3.	8'57.154						
		2'50.714 (2)	46.126	27.572	1'04.831	32.185	168.276
4.	11'47.868						
		2'50.769 (3)	46.435	27.883	1'04.573	31.878	172.913
5.	14'38.637						
		B 2'50.347 (1)	46.098	27.739	1'05.064	31.446	166.364
6.	17'28.984						



MFJ承認競技会

FUN&RUN! 2-Wheels



2024 FUN&RUN! 2-Wheels

NEO STANDARD Ninja/YZF 公式予選

2024 / 8 / 3 :



SUZUKA CIRCUIT

個別ラップ表

Weather :Fine

Full Course 2-Wheels(5,821m)

Track :Dry

No	36	Best Time	2'52.391	121.559 km/h
Name	鈴木	Total Time	15'56.172	5 Laps
Team	トリックスタークラブシニア	Average Lap Time	3'01.194	
Type	Kawasaki/Ninja250	Today's Rank	14 / 19	
		Today's Top Time	2'45.981	126.253 km/h

No	36 (Driver1)	Best Time	2'52.391	121.559 km/h
Name	鈴木 克基	Total Time	15'56.172	5 Laps
Team	トリックスタークラブシニア	Average Lap Time	3'01.194	
Type	Kawasaki/Ninja250	Today's Rank	23 / 37	
		Today's Top Time	2'43.355	128.283 km/h

Lap	Passing Time	Lap Time	Sec1	Sec2	Sec3	Sec4	km/h
				28.809	1'06.075	33.163	168.276
1.	3'51.394						
		2'52.572 (2)	46.769	28.370	1'04.854	32.579	169.575
2.	6'43.966						
		2'52.921 (3)	46.415	28.455	1'05.121	32.930	168.923
3.	9'36.887						
		B 2'52.391 (1)	46.336	28.422	1'05.072	32.561	167.634
4.	12'29.278						
		3'26.894 (4)	50.080	30.316	1'09.073	57.425	142.136
5.	15'56.172 Pit						



MFJ承認競技会

FUN&RUN! 2-Wheels



2024 FUN&RUN! 2-Wheels

NEO STANDARD Ninja/YZF 公式予選

2024 / 8 / 3 :



SUZUKA CIRCUIT

個別ラップ表

Weather :Fine

Full Course 2-Wheels(5,821m)

Track :Dry

No	47	Best Time	2'48.997	124.000 km/h
Name	廣瀬	Total Time	17'17.024	6 Laps
Team	堀工房&B'garage/ヘンステ/モスター	Average Lap Time	2'50.184	
Type	Kawasaki/Ninja250	Today's Rank	6 / 19	
		Today's Top Time	2'45.981	126.253 km/h

No	47 (Driver1)	Best Time	2'48.997	124.000 km/h
Name	廣瀬 直人	Total Time	17'17.024	6 Laps
Team	堀工房&B'garage/ヘンステ/モスター	Average Lap Time	2'50.184	
Type	Kawasaki/Ninja250	Today's Rank	12 / 37	
		Today's Top Time	2'43.355	128.283 km/h

Lap	Passing Time	Lap Time	Sec1	Sec2	Sec3	Sec4	km/h
1.	3'06.102			30.271	1'08.010	32.428	167.954
2.	5'56.357	2'50.255 (4)	46.477	27.526	1'04.262	31.990	176.032
3.	8'48.062	2'51.705 (5)	46.035	28.555	1'04.856	32.259	170.233
4.	11'37.059	B 2'48.997 (1)	45.833	27.505	1'04.104	31.555	167.954
5.	14'26.808	2'49.749 (2)	45.843	27.580	1'04.833	31.493	167.634
6.	17'17.024	2'50.216 (3)	45.447	28.089	1'04.057	32.623	170.233



MFJ承認競技会

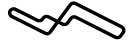
FUN&RUN! 2-Wheels



2024 FUN&RUN! 2-Wheels

NEO STANDARD Ninja/YZF 公式予選

2024 / 8 / 3 :



SUZUKA CIRCUIT

個別ラップ表

Weather :Fine

Full Course 2-Wheels(5,821m)

Track :Dry

No	48	Best Time	2'54.999	119.747 km/h
Name	庄司	Total Time	17'52.934	6 Laps
Team	Street ROCKET 48	Average Lap Time	2'56.356	
Type	Kawasaki/Ninja250	Today's Rank	17 / 19	
		Today's Top Time	2'45.981	126.253 km/h

No	48 (Driver1)	Best Time	2'54.999	119.747 km/h
Name	庄司 哲也	Total Time	17'52.934	6 Laps
Team	Street ROCKET 48	Average Lap Time	2'56.356	
Type	Kawasaki/Ninja250	Today's Rank	29 / 37	
		Today's Top Time	2'43.355	128.283 km/h

Lap	Passing Time	Lap Time	Sec1	Sec2	Sec3	Sec4	km/h
				29.690	1'08.657	34.190	163.271
1.	3'11.153						
		2'56.180 (2)	47.698	28.973	1'06.996	32.513	161.768
2.	6'07.333						
		2'56.987 (5)	47.157	28.702	1'07.994	33.134	159.419
3.	9'04.320						
		B 2'54.999 (1)	47.398	28.559	1'06.553	32.489	160.000
4.	11'59.319						
		2'56.785 (3)	47.929	28.735	1'06.982	33.139	162.366
5.	14'56.104						
		2'56.830 (4)	48.096	28.386	1'06.604	33.744	158.270
6.	17'52.934						



MFJ承認競技会

FUN&RUN! 2-Wheels



2024 FUN&RUN! 2-Wheels

NEO STANDARD Ninja/YZF 公式予選

2024 / 8 / 3 :



SUZUKA CIRCUIT

個別ラップ表

Weather :Fine

Full Course 2-Wheels(5,821m)

Track :Dry

No	49	Best Time	2'49.534	123.607 km/h
Name	西村	Total Time	17'05.613	6 Laps
Team	Street ROCKET & moto star	Average Lap Time	2'50.258	
Type	Kawasaki/Ninja250	Today's Rank	8 / 19	
		Today's Top Time	2'45.981	126.253 km/h

No	49 (Driver1)	Best Time	2'49.534	123.607 km/h
Name	西村 博貴	Total Time	17'05.613	6 Laps
Team	Street ROCKET & moto star	Average Lap Time	2'50.258	
Type	Kawasaki/Ninja250	Today's Rank	14 / 37	
		Today's Top Time	2'43.355	128.283 km/h

Lap	Passing Time	Lap Time	Sec1	Sec2	Sec3	Sec4	km/h
				28.225	1'05.430	32.665	156.857
1.	2'54.323						
		2'51.034 (5)	45.943	27.800	1'05.275	32.016	160.000
2.	5'45.357						
		2'49.851 (2)	45.635	27.302	1'05.114	31.800	161.471
3.	8'35.208						
		B 2'49.534 (1)	45.807	27.431	1'04.705	31.591	159.419
4.	11'24.742						
		2'50.256 (3)	46.026	27.876	1'04.748	31.606	163.575
5.	14'14.998						
		2'50.615 (4)	46.259	27.669	1'04.788	31.899	157.702
6.	17'05.613						



MFJ承認競技会

FUN&RUN! 2-Wheels



2024 FUN&RUN! 2-Wheels

NEO STANDARD Ninja/YZF 公式予選

2024 / 8 / 3 :



SUZUKA CIRCUIT

個別ラップ表

Weather :Fine

Full Course 2-Wheels(5,821m)

Track :Dry

No	54	Best Time	2'52.815	121.260 km/h
Name	大口	Total Time	17'33.599	6 Laps
Team	ライダーハウス宮島	Average Lap Time	2'53.518	
Type	Kawasaki/Ninja250	Today's Rank	15 / 19	
		Today's Top Time	2'45.981	126.253 km/h

No	54 (Driver1)	Best Time	2'52.815	121.260 km/h
Name	大口 智範	Total Time	17'33.599	6 Laps
Team	ライダーハウス宮島	Average Lap Time	2'53.518	
Type	Kawasaki/Ninja250	Today's Rank	25 / 37	
		Today's Top Time	2'43.355	128.283 km/h

Lap	Passing Time	Lap Time	Sec1	Sec2	Sec3	Sec4	km/h
1.	3'06.007			30.101	1'07.669	32.926	166.364
2.	5'59.102	2'53.095 (2)	46.942	27.763	1'05.287	33.103	167.314
3.	8'51.917	B 2'52.815 (1)	46.059	27.807	1'05.652	33.297	164.494
4.	11'46.126	2'54.209 (5)	46.527	27.906	1'06.208	33.568	163.575
5.	14'40.055	2'53.929 (4)	46.633	28.158	1'05.750	33.388	166.996
6.	17'33.599	2'53.544 (3)	46.223	28.410	1'06.188	32.723	165.736



MFJ承認競技会

FUN&RUN! 2-Wheels



2024 FUN&RUN! 2-Wheels

NEO STANDARD Ninja/YZF 公式予選

2024 / 8 / 3 :



SUZUKA CIRCUIT

個別ラップ表

Weather :Fine

Full Course 2-Wheels(5,821m)

Track :Dry

No	55	Best Time	2'48.430	124.417 km/h
Name	西良	Total Time	17'16.729	6 Laps
Team	Moto Blue with ちゃんぷ	Average Lap Time	2'49.762	
Type	Kawasaki/Ninja250	Today's Rank	5 / 19	
		Today's Top Time	2'45.981	126.253 km/h

No	55 (Driver1)	Best Time	2'48.430	124.417 km/h
Name	西良 英之	Total Time	17'16.729	6 Laps
Team	Moto Blue with ちゃんぷ	Average Lap Time	2'49.762	
Type	Kawasaki/Ninja250	Today's Rank	10 / 37	
		Today's Top Time	2'43.355	128.283 km/h

Lap	Passing Time	Lap Time	Sec1	Sec2	Sec3	Sec4	km/h
1.	3'07.918			31.072	1'07.332	33.664	173.941
2.	5'58.060	2'50.142 (3)	45.594	27.704	1'04.639	32.205	171.228
3.	8'49.034	2'50.974 (5)	45.553	27.591	1'05.204	32.626	171.228
4.	11'37.464	B 2'48.430 (1)	45.333	27.307	1'03.882	31.908	167.954
5.	14'26.504	2'49.040 (2)	45.572	27.543	1'03.708	32.217	167.954
6.	17'16.729	2'50.225 (4)	45.417	27.711	1'04.313	32.784	164.187



MFJ承認競技会

FUN&RUN! 2-Wheels



2024 FUN&RUN! 2-Wheels

NEO STANDARD Ninja/YZF 公式予選

2024 / 8 / 3 :



SUZUKA CIRCUIT

個別ラップ表

Weather :Fine

Full Course 2-Wheels(5,821m)

Track :Dry

No	71	Best Time	2'45.981	126.253 km/h
Name	山本	Total Time	16'54.687	6 Laps
Team	MOTO☆STAR#71 with PENSKE	Average Lap Time	2'46.675	
Type	Kawasaki/Ninja250	Today's Rank	1 / 19	
		Today's Top Time	2'45.981	126.253 km/h

No	71 (Driver1)	Best Time	2'45.981	126.253 km/h
Name	山本 晃久	Total Time	16'54.687	6 Laps
Team	MOTO☆STAR#71 with PENSKE	Average Lap Time	2'46.675	
Type	Kawasaki/Ninja250	Today's Rank	4 / 37	
		Today's Top Time	2'43.355	128.283 km/h

Lap	Passing Time	Lap Time	Sec1	Sec2	Sec3	Sec4	km/h
				29.872	1'04.799	31.554	170.233
1.	3'01.311						
		2'46.711 (3)	45.235	27.190	1'03.036	31.250	168.599
2.	5'48.022						
		2'47.733 (5)	45.257	27.349	1'03.436	31.691	170.233
3.	8'35.755						
		2'46.724 (4)	44.651	27.431	1'03.036	31.606	167.954
4.	11'22.479						
		2'46.227 (2)	44.855	27.148	1'02.908	31.316	168.276
5.	14'08.706						
		B 2'45.981 (1)	44.635	26.732	1'02.831	31.783	166.364
6.	16'54.687						



MFJ承認競技会

FUN&RUN! 2-Wheels



2024 FUN&RUN! 2-Wheels

NEO STANDARD Ninja/YZF 公式予選

2024 / 8 / 3 :



SUZUKA CIRCUIT

個別ラップ表

Weather :Fine

Full Course 2-Wheels(5,821m)

Track :Dry

No	74	Best Time	2'50.621	122.820 km/h
Name	石崎	Total Time	17'28.929	6 Laps
Team	Bike Shop Larimar	Average Lap Time	2'52.319	
Type	Kawasaki/Ninja250	Today's Rank	11 / 19	
		Today's Top Time	2'45.981	126.253 km/h

No	74 (Driver1)	Best Time	2'50.621	122.820 km/h
Name	石崎 篤	Total Time	17'28.929	6 Laps
Team	Bike Shop Larimar	Average Lap Time	2'52.319	
Type	Kawasaki/Ninja250	Today's Rank	18 / 37	
		Today's Top Time	2'43.355	128.283 km/h

Lap	Passing Time	Lap Time	Sec1	Sec2	Sec3	Sec4	km/h
1.	3'07.331			30.962	1'08.072	32.797	164.803
2.	6'03.417	2'56.086 (5)	50.730	27.983	1'05.792	31.581	164.803
3.	8'54.038	B 2'50.621 (1)	45.577	27.547	1'04.915	32.582	163.271
4.	11'45.322	2'51.284 (3)	46.017	27.573	1'05.008	32.686	164.494
5.	14'37.923	2'52.601 (4)	46.253	28.149	1'06.145	32.054	159.709
6.	17'28.929	2'51.006 (2)	46.427	27.648	1'05.233	31.698	161.471



MFJ承認競技会

FUN&RUN! 2-Wheels



2024 FUN&RUN! 2-Wheels

NEO STANDARD Ninja/YZF 公式予選

2024 / 8 / 3 :



SUZUKA CIRCUIT

個別ラップ表

Weather :Fine

Full Course 2-Wheels(5,821m)

Track :Dry

No	77	Best Time	2'52.167	121.717 km/h
Name	山下/滋野	Total Time	15'29.743	5 Laps
Team	本家、山下カレッジ with お坊さん	Average Lap Time	3'07.680	
Type	Kawasaki/Ninja250	Today's Rank	13 / 19	
		Today's Top Time	2'45.981	126.253 km/h

No	77 (Driver1)	Best Time	2'52.167	121.717 km/h
Name	山下 浩司	Total Time	11'45.945	4 Laps
Team	本家、山下カレッジ with お坊さん	Average Lap Time	2'55.640	
Type	Kawasaki/Ninja250	Today's Rank	21 / 37	
		Today's Top Time	2'43.355	128.283 km/h

No	77 (Driver2)	Best Time	3'43.798	93.636 km/h
Name	滋野 敬宣	Total Time	3'43.798	1 Laps
Team	本家、山下カレッジ with お坊さん	Average Lap Time		
Type	Kawasaki/Ninja250	Today's Rank	34 / 37	
		Today's Top Time	2'43.355	128.283 km/h

Lap	Passing Time	Lap Time	Sec1	Sec2	Sec3	Sec4	km/h	Driver No
				28.881	1'05.903	33.072	160.292	1
1.	2'59.023	B 2'52.167 (1)	46.306	28.303	1'05.087	32.471	162.366	1
2.	5'51.190	2'53.447 (2)	46.669	28.380	1'05.506	32.892	160.585	1
3.	8'44.637	3'01.308 (3)	46.681	28.609	1'05.780	40.238	159.130	1
4.	11'45.945	Pit 3'43.798 (4)	1'33.113	29.786	1'07.546	33.353	161.768	2
5.	15'29.743							



MFJ承認競技会

FUN&RUN! 2-Wheels



2024 FUN&RUN! 2-Wheels

NEO STANDARD Ninja/YZF 公式予選

2024 / 8 / 3 :



SUZUKA CIRCUIT

個別ラップ表

Weather :Fine

Full Course 2-Wheels(5,821m)

Track :Dry

No	78	Best Time	2'57.971	117.747 km/h
Name	藤田/横地	Total Time	15'05.531	5 Laps
Team	LOVCA LMTS Beatracing	Average Lap Time	2'59.573	
Type	Kawasaki/Ninja250	Today's Rank	18 / 19	
		Today's Top Time	2'45.981	126.253 km/h

No	78 (Driver1)	Best Time	2'57.971	117.747 km/h
Name	藤田 基成	Total Time	15'05.531	5 Laps
Team	LOVCA LMTS Beatracing	Average Lap Time	2'59.573	
Type	Kawasaki/Ninja250	Today's Rank	31 / 37	
		Today's Top Time	2'43.355	128.283 km/h

No	78 (Driver2)	Best Time		km/h
Name	横地 剛	Total Time		Laps
Team	LOVCA LMTS Beatracing	Average Lap Time		
Type	Kawasaki/Ninja250	Today's Rank		
		Today's Top Time	2'43.355	128.283 km/h

Lap	Passing Time	Lap Time	Sec1	Sec2	Sec3	Sec4	km/h	Driver No
				30.518	1'09.134	33.323	162.667	1
1.	3'07.239	B 2'57.971 (1)	48.068	29.145	1'07.467	33.291	164.187	1
2.	6'05.210	2'59.782 (2)	48.366	28.879	1'08.678	33.859	160.000	1
3.	9'04.992	3'00.069 (3)	48.691	29.246	1'08.835	33.297	160.879	1
4.	12'05.061	3'00.470 (4)	48.393	29.188	1'08.836	34.053	157.986	1
5.	15'05.531							



MFJ承認競技会

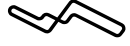
FUN&RUN! 2-Wheels



2024 FUN&RUN! 2-Wheels

NEO STANDARD Ninja/YZF 公式予選

2024 / 8 / 3 :



SUZUKA CIRCUIT

個別ラップ表

Weather :Fine

Full Course 2-Wheels(5,821m)

Track :Dry

No	79	Best Time	2'51.038	122.520 km/h
Name	道中/岡田	Total Time	16'04.989	5 Laps
Team	WDM Racing	Average Lap Time	2'51.843	
Type	Kawasaki/Ninja250	Today's Rank	12 / 19	
		Today's Top Time	2'45.981	126.253 km/h

No	79 (Driver1)	Best Time		km/h
Name	道中 辰彦	Total Time		Laps
Team	WDM Racing	Average Lap Time		
Type	Kawasaki/Ninja250	Today's Rank		
		Today's Top Time	2'43.355	128.283 km/h

No	79 (Driver2)	Best Time	2'51.038	122.520 km/h
Name	岡田 謙吾	Total Time	16'04.989	5 Laps
Team	WDM Racing	Average Lap Time	2'51.843	
Type	Kawasaki/Ninja250	Today's Rank	20 / 37	
		Today's Top Time	2'43.355	128.283 km/h

Lap	Passing Time	Lap Time	Sec1	Sec2	Sec3	Sec4	km/h	Driver No
				28.920	1'06.310	33.184	161.768	2
1.	4'37.615							
		2'52.174 (3)	46.520	28.059	1'04.952	32.643	162.366	2
2.	7'29.789							
		2'52.253 (4)	46.487	27.947	1'05.086	32.733	162.066	2
3.	10'22.042							
		2'51.909 (2)	46.532	27.764	1'05.041	32.572	162.968	2
4.	13'13.951							
		B 2'51.038 (1)	46.288	27.801	1'04.911	32.038	163.271	2
5.	16'04.989							



MFJ承認競技会

FUN&RUN! 2-Wheels



2024 FUN&RUN! 2-Wheels

NEO STANDARD Ninja/YZF 公式予選

2024 / 8 / 3 :



SUZUKA CIRCUIT

個別ラップ表

Weather :Fine

Full Course 2-Wheels(5,821m)

Track :Dry

No	94	Best Time	2'47.442	125.151 km/h
Name	長/谷川	Total Time	17'16.749	6 Laps
Team	MADDESTオレンジの会	Average Lap Time	2'49.152	
Type	Kawasaki/Ninja250	Today's Rank	3 / 19	
		Today's Top Time	2'45.981	126.253 km/h

No	94 (Driver1)	Best Time	2'47.442	125.151 km/h
Name	長 克三	Total Time	17'16.749	6 Laps
Team	MADDESTオレンジの会	Average Lap Time	2'49.152	
Type	Kawasaki/Ninja250	Today's Rank	7 / 37	
		Today's Top Time	2'43.355	128.283 km/h

No	94 (Driver2)	Best Time		km/h
Name	谷川 正人	Total Time		Laps
Team	MADDESTオレンジの会	Average Lap Time		
Type	Kawasaki/Ninja250	Today's Rank		
		Today's Top Time	2'43.355	128.283 km/h

Lap	Passing Time	Lap Time	Sec1	Sec2	Sec3	Sec4	km/h	Driver No
				28.636	1'05.313	33.055	164.803	1
1.	3'10.986							
		2'51.567 (5)	46.775	27.447	1'06.054	31.291	164.187	1
2.	6'02.553							
		2'49.641 (4)	45.623	27.243	1'04.796	31.979	166.679	1
3.	8'52.194							
		2'47.859 (2)	46.298	26.944	1'03.780	30.837	163.271	1
4.	11'40.053							
		B 2'47.442 (1)	45.999	26.910	1'03.218	31.315	163.881	1
5.	14'27.495							
		2'49.254 (3)	45.376	27.842	1'03.837	32.199	168.599	1
6.	17'16.749							



MFJ承認競技会

FUN&RUN! 2-Wheels



2024 FUN&RUN! 2-Wheels

NEO STANDARD Ninja/YZF 公式予選

2024 / 8 / 3 :



SUZUKA CIRCUIT

個別ラップ表

Weather :Fine

Full Course 2-Wheels(5,821m)

Track :Dry

No	8	Best Time	2'50.937	122.593 km/h
Name	宮本/高田	Total Time	15'22.298	4 Laps
Team	KM II ☆VEGA SPORTS +G-try	Average Lap Time	4'05.919	
Type	YAMAHA/YZF-R25	Today's Rank	7 / 13	
		Today's Top Time	2'43.355	128.283 km/h

No	8 (Driver1)	Best Time	6'14.376	55.975 km/h
Name	宮本 強史	Total Time	6'14.376	1 Laps
Team	KM II ☆VEGA SPORTS +G-try	Average Lap Time		
Type	YAMAHA/YZF-R25	Today's Rank	35 / 37	
		Today's Top Time	2'43.355	128.283 km/h

No	8 (Driver2)	Best Time	2'50.937	122.593 km/h
Name	高田 晋煥	Total Time	9'07.922	3 Laps
Team	KM II ☆VEGA SPORTS +G-try	Average Lap Time	3'01.690	
Type	YAMAHA/YZF-R25	Today's Rank	19 / 37	
		Today's Top Time	2'43.355	128.283 km/h

Lap	Passing Time	Lap Time	Sec1	Sec2	Sec3	Sec4	km/h	Driver No
				30.514	1'07.362	32.197	163.271	2
1.	3'04.541	B 2'50.937 (1)	46.655	27.783	1'04.574	31.925	165.736	2
2.	5'55.478	3'12.444 (2)	46.488	28.455	1'08.308	49.193	140.096	2
3.	9'07.922 Pit	6'14.376 (3)	3'24.918	34.338	1'18.765	56.355	121.494	1
4.	15'22.298 Pit							



MFJ承認競技会

FUN&RUN! 2-Wheels



2024 FUN&RUN! 2-Wheels

NEO STANDARD Ninja/YZF 公式予選

2024 / 8 / 3 :



SUZUKA CIRCUIT

個別ラップ表

Weather :Fine

Full Course 2-Wheels(5,821m)

Track :Dry

No	13	Best Time	2'52.477	121.498 km/h
Name	山住	Total Time	17'40.744	6 Laps
Team	OMRacing+はたけやま鍼灸院	Average Lap Time	2'54.373	
Type	YAMAHA/YZF-R25	Today's Rank	9 / 13	
		Today's Top Time	2'43.355	128.283 km/h

No	13 (Driver1)	Best Time	2'52.477	121.498 km/h
Name	山住 昇	Total Time	17'40.744	6 Laps
Team	OMRacing+はたけやま鍼灸院	Average Lap Time	2'54.373	
Type	YAMAHA/YZF-R25	Today's Rank	24 / 37	
		Today's Top Time	2'43.355	128.283 km/h

Lap	Passing Time	Lap Time	Sec1	Sec2	Sec3	Sec4	km/h
1.	3'08.879			31.365	1'08.546	34.120	167.314
2.	6'05.635	2'56.756 (5)	47.392	28.934	1'07.140	33.290	168.923
3.	9'00.817	2'55.182 (4)	47.201	28.379	1'06.248	33.354	162.968
4.	11'54.936	2'54.119 (3)	47.442	28.699	1'05.090	32.888	161.768
5.	14'48.267	2'53.331 (2)	47.196	28.467	1'05.254	32.414	161.471
6.	17'40.744	B 2'52.477 (1)	47.123	28.496	1'04.522	32.336	162.366



MFJ承認競技会

FUN&RUN! 2-Wheels



2024 FUN&RUN! 2-Wheels

NEO STANDARD Ninja/YZF 公式予選

2024 / 8 / 3 :



SUZUKA CIRCUIT

個別ラップ表

Weather :Fine

Full Course 2-Wheels(5,821m)

Track :Dry

No	19	Best Time	2'47.248	125.297 km/h
Name	松浦	Total Time	16'55.070	6 Laps
Team	ARTWORKS レーシングチーム	Average Lap Time	2'48.408	
Type	YAMAHA/YZF-R25	Today's Rank	4 / 13	
		Today's Top Time	2'43.355	128.283 km/h

No	19 (Driver1)	Best Time	2'47.248	125.297 km/h
Name	松浦 光利	Total Time	16'55.070	6 Laps
Team	ARTWORKS レーシングチーム	Average Lap Time	2'48.408	
Type	YAMAHA/YZF-R25	Today's Rank	5 / 37	
		Today's Top Time	2'43.355	128.283 km/h

Lap	Passing Time	Lap Time	Sec1	Sec2	Sec3	Sec4	km/h
				27.555	1'03.459	31.424	161.174
1.	2'53.026	B 2'47.248 (1)	44.947	27.045	1'03.827	31.429	161.471
2.	5'40.274	2'50.406 (5)	45.764	27.353	1'05.560	31.729	156.299
3.	8'30.680	2'47.999 (3)	45.323	26.969	1'04.017	31.690	158.843
4.	11'18.679	2'47.741 (2)	45.177	26.858	1'04.052	31.654	157.986
5.	14'06.420	2'48.650 (4)	45.208	27.048	1'04.129	32.265	157.702
6.	16'55.070						



MFJ承認競技会

FUN&RUN! 2-Wheels



2024 FUN&RUN! 2-Wheels

NEO STANDARD Ninja/YZF 公式予選

2024 / 8 / 3 :



SUZUKA CIRCUIT

個別ラップ表

Weather :Fine

Full Course 2-Wheels(5,821m)

Track :Dry

No	41	Best Time	2'45.326	126.753 km/h
Name	鳥居	Total Time	14'26.952	5 Laps
Team	港北測量Mカレッジ&Tw's41withココホ	Average Lap Time	2'51.527	
Type	YAMAHA/YZF-R25	Today's Rank	3 / 13	
		Today's Top Time	2'43.355	128.283 km/h

No	41 (Driver1)	Best Time	2'45.326	126.753 km/h
Name	鳥居 典生	Total Time	14'26.952	5 Laps
Team	港北測量Mカレッジ&Tw's41withココホ	Average Lap Time	2'51.527	
Type	YAMAHA/YZF-R25	Today's Rank	3 / 37	
		Today's Top Time	2'43.355	128.283 km/h

Lap	Passing Time	Lap Time	Sec1	Sec2	Sec3	Sec4	km/h
				29.973	1'04.532	31.382	168.923
1.	3'00.842						
		2'46.007 (2)	44.960	27.266	1'02.600	31.181	171.563
2.	5'46.849						
		B 2'45.326 (1)	44.443	26.709	1'03.043	31.131	169.903
3.	8'32.175						
		2'46.141 (3)	44.357	26.829	1'03.279	31.676	167.314
4.	11'18.316						
		3'08.636 (4)	46.290	27.323	1'09.347	45.676	141.222
5.	14'26.952 Pit						



MFJ承認競技会

FUN&RUN! 2-Wheels



2024 FUN&RUN! 2-Wheels

NEO STANDARD Ninja/YZF 公式予選

2024 / 8 / 3 :



SUZUKA CIRCUIT

個別ラップ表

Weather :Fine

Full Course 2-Wheels(5,821m)

Track :Dry

No	51	Best Time	2'55.898	119.135 km/h
Name	金内	Total Time	17'52.687	6 Laps
Team	ラウンス&鈴鹿R&D	Average Lap Time	2'56.467	
Type	YAMAHA/YZF-R25	Today's Rank	12 / 13	
		Today's Top Time	2'43.355	128.283 km/h

No	51 (Driver1)	Best Time	2'55.898	119.135 km/h
Name	金内 紀雄	Total Time	17'52.687	6 Laps
Team	ラウンス&鈴鹿R&D	Average Lap Time	2'56.467	
Type	YAMAHA/YZF-R25	Today's Rank	30 / 37	
		Today's Top Time	2'43.355	128.283 km/h

Lap	Passing Time	Lap Time	Sec1	Sec2	Sec3	Sec4	km/h
1.	3'10.349			30.509	1'09.481	34.163	166.679
2.	6'06.860	2'56.511 (4)	48.402	28.673	1'06.490	32.946	164.494
3.	9'03.077	2'56.217 (2)	47.234	28.382	1'07.372	33.229	160.585
4.	11'58.975	B 2'55.898 (1)	47.807	28.381	1'06.989	32.721	157.702
5.	14'56.431	2'57.456 (5)	48.088	28.547	1'07.308	33.513	160.000
6.	17'52.687	2'56.256 (3)	47.614	28.111	1'07.000	33.531	158.843



MFJ承認競技会

FUN&RUN! 2-Wheels



2024 FUN&RUN! 2-Wheels

NEO STANDARD Ninja/YZF 公式予選

2024 / 8 / 3 :



SUZUKA CIRCUIT

個別ラップ表

Weather :Fine

Full Course 2-Wheels(5,821m)

Track :Dry

No	62	Best Time	2'54.875	119.832 km/h
Name	原田/傍島	Total Time	17'53.269	6 Laps
Team	タートルペーサーズJoe62&シンセツRT	Average Lap Time	2'56.933	
Type	YAMAHA/YZF-R25	Today's Rank	11 / 13	
		Today's Top Time	2'43.355	128.283 km/h

No	62 (Driver1)	Best Time	2'54.875	119.832 km/h
Name	原田 聡	Total Time	17'53.269	6 Laps
Team	タートルペーサーズJoe62&シンセツRT	Average Lap Time	2'56.933	
Type	YAMAHA/YZF-R25	Today's Rank	28 / 37	
		Today's Top Time	2'43.355	128.283 km/h

No	62 (Driver2)	Best Time		km/h
Name	傍島 晃一	Total Time		Laps
Team	タートルペーサーズJoe62&シンセツRT	Average Lap Time		
Type	YAMAHA/YZF-R25	Today's Rank		
		Today's Top Time	2'43.355	128.283 km/h

Lap	Passing Time	Lap Time	Sec1	Sec2	Sec3	Sec4	km/h	Driver No
				30.453	1'08.539	35.835	155.745	1
1.	3'08.603							
		2'57.991 (4)	49.057	29.078	1'06.587	33.269	159.709	1
2.	6'06.594							
		2'58.687 (5)	47.536	28.744	1'08.639	33.768	159.419	1
3.	9'05.281							
		B 2'54.875 (1)	47.141	28.047	1'06.619	33.068	159.130	1
4.	12'00.156							
		2'57.034 (3)	47.276	28.896	1'07.312	33.550	157.419	1
5.	14'57.190							
		2'56.079 (2)	47.216	28.514	1'07.113	33.236	153.835	1
6.	17'53.269							



MFJ承認競技会

FUN&RUN! 2-Wheels



2024 FUN&RUN! 2-Wheels

NEO STANDARD Ninja/YZF 公式予選

2024 / 8 / 3 :



SUZUKA CIRCUIT

個別ラップ表

Weather :Fine

Full Course 2-Wheels(5,821m)

Track :Dry

No	64	Best Time	3'06.843	112.156 km/h
Name	平山/福山	Total Time	15'53.312	5 Laps
Team	FK Works Hiroko	Average Lap Time	3'07.197	
Type	YAMAHA/YZF-R25	Today's Rank	13 / 13	
		Today's Top Time	2'43.355	128.283 km/h

No	64 (Driver1)	Best Time	3'06.843	112.156 km/h
Name	平山 美奈	Total Time	15'53.312	5 Laps
Team	FK Works Hiroko	Average Lap Time	3'07.197	
Type	YAMAHA/YZF-R25	Today's Rank	33 / 37	
		Today's Top Time	2'43.355	128.283 km/h

No	64 (Driver2)	Best Time		km/h
Name	福山 京太	Total Time		Laps
Team	FK Works Hiroko	Average Lap Time		
Type	YAMAHA/YZF-R25	Today's Rank		
		Today's Top Time	2'43.355	128.283 km/h

Lap	Passing Time	Lap Time	Sec1	Sec2	Sec3	Sec4	km/h	Driver No
				32.575	1'12.837	36.943	156.857	1
1.	3'24.523							
		3'07.091 (2)	49.885	30.739	1'10.523	35.944	157.986	1
2.	6'31.614							
		3'07.342 (3)	49.667	30.462	1'11.141	36.072	155.469	1
3.	9'38.956							
		3'07.513 (4)	50.078	30.768	1'10.795	35.872	156.299	1
4.	12'46.469							
		B 3'06.843 (1)	49.796	30.556	1'10.311	36.180	156.021	1
5.	15'53.312							



MFJ承認競技会

FUN&RUN! 2-Wheels



2024 FUN&RUN! 2-Wheels

NEO STANDARD Ninja/YZF 公式予選

2024 / 8 / 3 :



SUZUKA CIRCUIT

個別ラップ表

Weather :Fine

Full Course 2-Wheels(5,821m)

Track :Dry

No	68	Best Time	2'43.355	128.283 km/h
Name	栗田/前田	Total Time	16'55.642	6 Laps
Team	立秋モータースRC甲子園ファンファクトリー	Average Lap Time	2'45.296	
Type	YAMAHA/YZF-R25	Today's Rank	1 / 13	
		Today's Top Time	2'43.355	128.283 km/h

No	68 (Driver1)	Best Time		km/h
Name	栗田 学	Total Time		Laps
Team	立秋モータースRC甲子園ファンファクトリー	Average Lap Time		
Type	YAMAHA/YZF-R25	Today's Rank		
		Today's Top Time	2'43.355	128.283 km/h

No	68 (Driver2)	Best Time	2'43.355	128.283 km/h
Name	前田 誠司	Total Time	16'55.642	6 Laps
Team	立秋モータースRC甲子園ファンファクトリー	Average Lap Time	2'45.296	
Type	YAMAHA/YZF-R25	Today's Rank	1 / 37	
		Today's Top Time	2'43.355	128.283 km/h

Lap	Passing Time	Lap Time	Sec1	Sec2	Sec3	Sec4	km/h	Driver No
				29.655	1'08.503	34.399	159.419	2
1.	3'09.158							
		2'49.586 (5)	44.728	27.726	1'05.125	32.007	166.679	2
2.	5'58.744							
		2'44.838 (4)	44.466	26.804	1'02.898	30.670	164.187	2
3.	8'43.582							
		2'44.337 (2)	44.843	26.444	1'02.330	30.720	162.366	2
4.	11'27.919							
		2'44.368 (3)	44.619	26.322	1'02.740	30.687	164.803	2
5.	14'12.287							
		B 2'43.355 (1)	44.428	26.332	1'02.141	30.454	163.881	2
6.	16'55.642							



MFJ承認競技会

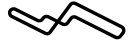
FUN&RUN! 2-Wheels



2024 FUN&RUN! 2-Wheels

NEO STANDARD Ninja/YZF 公式予選

2024 / 8 / 3 :



SUZUKA CIRCUIT

個別ラップ表

Weather :Fine

Full Course 2-Wheels(5,821m)

Track :Dry

No	73	Best Time	2'47.558	125.065 km/h
Name	杉島	Total Time	17'38.094	6 Laps
Team	ワルキューレ&OSデザイン&かつらぎ運輸	Average Lap Time	2'56.993	
Type	YAMAHA/YZF-R25	Today's Rank	5 / 13	
		Today's Top Time	2'43.355	128.283 km/h

No	73 (Driver1)	Best Time	2'47.558	125.065 km/h
Name	杉島 潤	Total Time	17'38.094	6 Laps
Team	ワルキューレ&OSデザイン&かつらぎ運輸	Average Lap Time	2'56.993	
Type	YAMAHA/YZF-R25	Today's Rank	9 / 37	
		Today's Top Time	2'43.355	128.283 km/h

Lap	Passing Time	Lap Time	Sec1	Sec2	Sec3	Sec4	km/h	
				27.512	1'03.519	31.324	165.424	
1.	2'53.129							
		B 2'47.558	(1)	45.194	26.888	1'03.710	31.766	162.667
2.	5'40.687							
		3'28.753	(5)	45.031	27.090	1'44.035	32.597	156.021
3.	9'09.440							
		2'50.042	(3)	45.929	27.534	1'04.491	32.088	164.494
4.	11'59.482							
		2'50.085	(4)	46.193	27.183	1'04.914	31.795	159.709
5.	14'49.567							
		2'48.527	(2)	45.328	27.050	1'03.932	32.217	159.419
6.	17'38.094							



MFJ承認競技会

FUN&RUN! 2-Wheels



2024 FUN&RUN! 2-Wheels

NEO STANDARD Ninja/YZF 公式予選

2024 / 8 / 3 :



SUZUKA CIRCUIT

個別ラップ表

Weather :Fine

Full Course 2-Wheels(5,821m)

Track :Dry

No	88	Best Time	2'49.845	123.381 km/h
Name	加藤	Total Time	17'30.332	6 Laps
Team	Team Low Key Wise青空ガレージ	Average Lap Time	2'52.242	
Type	YAMAHA/YZF-R25	Today's Rank	6 / 13	
		Today's Top Time	2'43.355	128.283 km/h

No	88 (Driver1)	Best Time	2'49.845	123.381 km/h
Name	加藤 貴洋	Total Time	17'30.332	6 Laps
Team	Team Low Key Wise青空ガレージ	Average Lap Time	2'52.242	
Type	YAMAHA/YZF-R25	Today's Rank	15 / 37	
		Today's Top Time	2'43.355	128.283 km/h

Lap	Passing Time	Lap Time	Sec1	Sec2	Sec3	Sec4	km/h
1.	3'09.118			30.491	1'07.784	34.054	166.364
2.	6'03.830	2'54.712 (5)	47.424	28.050	1'06.739	32.499	161.768
3.	8'56.165	2'52.335 (3)	45.473	27.493	1'06.136	33.233	160.585
4.	11'47.805	2'51.640 (2)	46.166	27.649	1'05.288	32.537	161.768
5.	14'40.487	2'52.682 (4)	46.701	28.459	1'05.131	32.391	161.174
6.	17'30.332	B 2'49.845 (1)	45.653	27.617	1'04.321	32.254	164.187



MFJ承認競技会

FUN&RUN! 2-Wheels



2024 FUN&RUN! 2-Wheels

NEO STANDARD Ninja/YZF 公式予選

2024 / 8 / 3 :



SUZUKA CIRCUIT

個別ラップ表

Weather :Fine

Full Course 2-Wheels(5,821m)

Track :Dry

No	95	Best Time	2'44.835	127.131 km/h
Name	中村	Total Time	16'58.719	6 Laps
Team	YTR	Average Lap Time	2'47.876	
Type	YAMAHA/YZF-R25	Today's Rank	2 / 13	
		Today's Top Time	2'43.355	128.283 km/h

No	95 (Driver1)	Best Time	2'44.835	127.131 km/h
Name	中村 和悦	Total Time	16'58.719	6 Laps
Team	YTR	Average Lap Time	2'47.876	
Type	YAMAHA/YZF-R25	Today's Rank	2 / 37	
		Today's Top Time	2'43.355	128.283 km/h

Lap	Passing Time	Lap Time	Sec1	Sec2	Sec3	Sec4	km/h
				28.866	1'04.382	31.561	166.049
1.	2'59.337						
		2'46.234 (3)	45.067	27.154	1'03.031	30.982	166.996
2.	5'45.571						
		2'47.137 (4)	44.826	26.906	1'03.758	31.647	164.803
3.	8'32.708						
		2'45.215 (2)	44.187	26.858	1'03.128	31.042	165.113
4.	11'17.923						
		2'55.961 (5)	49.273	27.734	1'07.717	31.237	168.276
5.	14'13.884						
		B 2'44.835 (1)	44.774	26.658	1'02.579	30.824	166.049
6.	16'58.719						



MFJ承認競技会

FUN&RUN! 2-Wheels



2024 FUN&RUN! 2-Wheels

NEO STANDARD Ninja/YZF 公式予選

2024 / 8 / 3 :



SUZUKA CIRCUIT

個別ラップ表

Weather :Fine

Full Course 2-Wheels(5,821m)

Track :Dry

No	96	Best Time	2'52.377	121.568 km/h
Name	大林/明後	Total Time	15'23.936	5 Laps
Team	OMRacing+はたけやま鍼灸整骨院96	Average Lap Time	3'05.450	
Type	YAMAHA/YZF-R25	Today's Rank	8 / 13	
		Today's Top Time	2'43.355	128.283 km/h

No	96 (Driver1)	Best Time	2'52.377	121.568 km/h
Name	大林 正章	Total Time	15'23.936	5 Laps
Team	OMRacing+はたけやま鍼灸整骨院96	Average Lap Time	3'05.450	
Type	YAMAHA/YZF-R25	Today's Rank	22 / 37	
		Today's Top Time	2'43.355	128.283 km/h

No	96 (Driver2)	Best Time		km/h
Name	明後 邦彦	Total Time		Laps
Team	OMRacing+はたけやま鍼灸整骨院96	Average Lap Time		
Type	YAMAHA/YZF-R25	Today's Rank		
		Today's Top Time	2'43.355	128.283 km/h

Lap	Passing Time	Lap Time	Sec1	Sec2	Sec3	Sec4	km/h	Driver No	
				29.474	1'06.370	32.340	161.471	1	
1.	3'02.133								
		B 2'52.377	(1)	46.978	28.199	1'05.080	32.120	162.066	1
2.	5'54.510								
		2'53.060	(2)	47.269	28.250	1'05.188	32.353	162.667	1
3.	8'47.570								
		2'53.470	(3)	47.390	28.098	1'05.335	32.647	160.585	1
4.	11'41.040								
		3'42.896	(4)	53.296	33.016	1'21.666	54.918	129.558	1
5.	15'23.936	Pit							



MFJ承認競技会

FUN&RUN! 2-Wheels



2024 FUN&RUN! 2-Wheels

NEO STANDARD Ninja/YZF 公式予選

2024 / 8 / 3 :



SUZUKA CIRCUIT

個別ラップ表

Weather :Fine

Full Course 2-Wheels(5,821m)

Track :Dry

No	99	Best Time	2'53.364	120.876 km/h
Name	時光/大谷	Total Time	17'32.320	6 Laps
Team	icu racing team	Average Lap Time	2'54.612	
Type	YAMAHA/YZF-R25	Today's Rank	10 / 13	
		Today's Top Time	2'43.355	128.283 km/h

No	99 (Driver1)	Best Time	2'53.364	120.876 km/h
Name	時光 諒	Total Time	17'32.320	6 Laps
Team	icu racing team	Average Lap Time	2'54.612	
Type	YAMAHA/YZF-R25	Today's Rank	27 / 37	
		Today's Top Time	2'43.355	128.283 km/h

No	99 (Driver2)	Best Time		km/h
Name	大谷 周平	Total Time		Laps
Team	icu racing team	Average Lap Time		
Type	YAMAHA/YZF-R25	Today's Rank		
		Today's Top Time	2'43.355	128.283 km/h

Lap	Passing Time	Lap Time	Sec1	Sec2	Sec3	Sec4	km/h	Driver No
				29.115	1'06.376	33.237	157.986	1
1.	2'59.257							
		2'53.877 (3)	47.740	28.214	1'05.617	32.306	162.066	1
2.	5'53.134							
		2'55.520 (4)	47.477	28.355	1'06.282	33.406	158.270	1
3.	8'48.654							
		2'53.467 (2)	47.488	28.246	1'05.486	32.247	164.803	1
4.	11'42.121							
		2'56.835 (5)	48.427	28.767	1'06.629	33.012	155.194	1
5.	14'38.956							
		B 2'53.364 (1)	47.114	28.435	1'05.482	32.333	162.066	1
6.	17'32.320							

