



23rd



11.9 Sat. 10 Sun.

2024全日本スーパーフォーミュラ選手権 第8戦・第9戦

SUPER FORMULA 決勝 Rd.8

2024 / 11 / 9



個別ラップ表

Weather :Fine

Full Course 4-Wheels(5,807m)

Track :Dry

No	3	Best Time	1'41.566	205.829 km/h
Name	Kenta Yamashita	Total Time	1:00'19.568	31 Laps
Team	REALIZE Corporation KONDO SF23	Average Lap Time	1'57.029	
Type	TOYOTA/TRD TRD01F	Today's Rank	5 / 21	
		Today's Top Time	1'40.588	207.830 km/h

Lap	Passing Time	Lap Time	Sec1	Sec2	Sec3	Sec4	km/h
			32.820	17.798	38.246	19.824	279.745
1.	1'48.688						
2.	3'31.625	1'42.937 (9)	28.625	17.045	37.936	19.331	279.745
3.	5'15.067	1'43.442 (14)	29.008	17.177	37.887	19.370	285.195
4.	6'58.756	1'43.689 (20)	28.701	17.159	38.024	19.805	281.538
5.	8'42.243	1'43.487 (16)	28.469	17.218	38.222	19.578	276.226
6.	10'26.657	1'44.414 (22)	29.037	17.308	38.114	19.955	288.000
7.	12'10.146	1'43.489 (17)	28.629	17.093	38.195	19.572	274.500
8.	13'53.604	1'43.458 (15)	28.599	17.148	38.160	19.551	282.444
9.	15'37.185	1'43.581 (18)	28.591	17.172	38.172	19.646	277.098
10.	17'21.176	1'43.991 (21)	28.721	17.284	38.322	19.664	276.226
11.	19'07.402	1'46.226 (23)	28.532	17.162	38.014	22.518	285.195
		Pit					
12.	21'25.948	2'18.546 (25)	1'03.891	17.500	37.727	19.428	272.795
13.	23'07.514	B 1'41.566 (1)	27.983	16.854	37.472	19.257	283.355
14.	24'49.548	1'42.034 (2)	28.079	16.831	37.777	19.347	279.745
15.	26'31.689	1'42.141 (3)	28.162	16.789	37.738	19.452	279.745
16.	28'13.884	1'42.195 (4)	28.106	16.883	37.742	19.464	281.538
17.	29'56.571	1'42.687 (6)	28.354	16.921	37.957	19.455	276.226
18.	31'39.080	1'42.509 (5)	28.168	16.954	37.877	19.510	277.975
19.	33'21.956	1'42.876 (7)	28.319	16.975	38.006	19.576	277.098
20.	35'05.541	1'43.585 (19)	28.697	17.168	38.147	19.573	277.975
21.	36'50.694	2'57.153 (28)	38.713	32.457	1'10.208	35.775	155.469
22.	38'42.694	2'51.698 (27)	50.113	30.448	1'09.145	21.992	108.983
23.	40'40.392	1'43.095 (12)	28.634	17.098	37.895	19.468	274.500
24.	42'37.487	1'43.019 (11)	28.518	17.072	37.859	19.570	277.098
25.	44'20.506	1'48.404 (24)	28.554	17.078	41.807	20.965	228.156
26.	46'08.910	3'07.949 (29)	39.805	32.971	1'18.193	36.980	164.187
27.	49'16.859	3'13.231 (30)	51.498	32.714	1'12.551	36.468	176.386
28.	52'30.090	2'40.404 (26)	45.925	28.074	1'06.279	20.126	230.551
29.	55'10.494						



23rd




11.9 Sat. 10 Sun.

2024全日本スーパーフォーミュラ選手権 第8戦・第9戦

SUPER FORMULA 決勝 Rd.8

2024 / 11 / 9 :



SUZUKA CIRCUIT

個別ラップ表

Weather :Fine
Track :Dry

Full Course 4-Wheels(5,807m)

Lap	Passing Time	Lap Time	Sec1	Sec2	Sec3	Sec4	km/h
		1'43.178 (13)	28.682	17.128	37.869	19.499	274.500
29.	56'53.672	1'42.963 (10)	28.429	17.168	37.835	19.531	279.745
30.	58'36.635	1'42.933 (8)	28.600	17.206	37.648	19.479	280.639
31.	1:00'19.568						



11.9 Sat. 10 Sun.

2024全日本スーパーフォーミュラ選手権 第8戦・第9戦

SUPER FORMULA 決勝 Rd.8

2024 / 11 / 9 :

SUZUKA CIRCUIT
Full Course 4-Wheels(5,807m)

個別ラップ表

Weather :Fine
Track :Dry

No	4	Best Time	1'42.695	203.566 km/h
Name	Kazuto Kotaka	Total Time	58'51.536	23 Laps
Team	REALIZE Corporation KONDO SF23	Average Lap Time	2'35.542	
Type	TOYOTA/TRD TRD01F	Today's Rank	17 / 21	
		Today's Top Time	1'40.588	207.830 km/h

Lap	Passing Time	Lap Time	Sec1	Sec2	Sec3	Sec4	km/h
			33.243	18.298	38.386	19.684	279.745
1.	1'49.611		28.681	17.343	37.961	19.549	278.857
2.	3'33.145	1'43.534 (2)	28.650	17.289	38.121	26.456	281.538
3.	5'23.661	1'50.516 (16)	29.329	17.480	38.271	19.704	274.500
4.	7'08.445	1'44.784 (9)	28.682	17.359	38.344	19.792	276.226
5.	8'52.622	1'44.177 (3)	28.785	17.331	38.471	19.910	278.857
6.	10'37.119	1'44.782 (8)	28.964	17.421	38.542	19.855	278.857
7.	12'21.901	1'44.761 (7)	28.940	17.396	38.480	19.945	274.500
8.	14'06.662	1'44.752 (6)	29.017	17.456	38.408	19.871	277.098
9.	15'51.414	1'45.240 (10)	29.102	17.523	38.646	19.969	273.645
10.	17'36.654	1'45.686 (11)	29.170	17.683	38.799	20.034	276.226
11.	19'22.340	1'45.976 (12)	29.230	17.821	38.783	20.142	272.795
12.	21'08.316	1'45.976 (12)	29.230	17.821	38.783	20.142	272.795
13.	23'00.016	1'51.700 (17)	29.596	17.702	39.535	24.867	258.353
		Pit					
14.	25'19.534	2'19.518 (19)	1'03.234	18.041	38.449	19.794	275.361
15.	27'02.229	B 1'42.695 (1)	28.493	17.041	37.741	19.420	283.355
16.	28'46.455	1'44.226 (4)	28.652	17.451	38.349	19.774	277.098
17.	30'32.887	1'46.432 (13)	29.447	17.873	38.879	20.233	275.361
18.	32'32.566	1'59.679 (18)	30.395	18.763	40.903	29.618	274.500
		Pit					
19.	49'24.261	16'51.695 (22)	15'10.076	20.802	45.865	34.952	118.703
20.	52'38.464	3'14.203 (21)	50.441	33.540	1'14.161	36.061	177.814
21.	55'15.133	2'36.669 (20)	45.192	28.012	1'03.036	20.429	246.050
22.	57'01.582	1'46.449 (14)	30.936	17.618	38.179	19.716	274.500
23.	58'51.536	1'49.954 (15)	28.781	17.518	38.230	25.425	275.361
		Pit					



23rd



11.9 Sat. 10 Sun.

2024全日本スーパーフォーミュラ選手権 第8戦・第9戦

SUPER FORMULA 決勝 Rd.8

2024 / 11 / 9



個別ラップ表

Weather :Fine

Full Course 4-Wheels(5,807m)

Track :Dry

No	5	Best Time	1'41.621	205.717 km/h
Name	Tadasuke Makino	Total Time	1:00'14.370	31 Laps
Team	DOCOMO DANDELION M5S SF23	Average Lap Time	1'57.037	
Type	HONDA/M-TEC HR-417E	Today's Rank	6 / 21	
		Today's Top Time	1'40.588	207.830 km/h

Lap	Passing Time	Lap Time	Sec1	Sec2	Sec3	Sec4	km/h
			29.599	16.887	37.531	19.243	280.639
1.	1'43.260						
		B 1'41.621 (1)	27.903	16.962	37.586	19.170	286.124
2.	3'24.881						
		1'42.390 (5)	28.352	16.881	37.720	19.437	280.639
3.	5'07.271						
		1'42.835 (14)	28.434	16.922	38.021	19.458	282.444
4.	6'50.106						
		1'42.865 (15)	28.371	17.003	38.056	19.435	281.538
5.	8'32.971						
		1'42.963 (18)	28.233	17.048	38.168	19.514	277.975
6.	10'15.934						
		1'43.432 (19)	28.429	17.119	38.329	19.555	278.857
7.	11'59.366						
		1'43.753 (21)	28.538	17.081	38.310	19.824	277.098
8.	13'43.119						
		1'43.647 (20)	28.473	17.097	38.370	19.707	277.975
9.	15'26.766						
		1'47.145 (24)	28.582	17.190	38.296	23.077	288.947
10.	17'13.911	Pit					
		2'16.250 (25)	1'01.720	17.515	37.728	19.287	277.098
11.	19'30.161						
		1'42.084 (2)	27.854	17.160	37.349	19.721	291.827
12.	21'12.245						
		1'42.227 (3)	28.135	16.906	37.849	19.337	284.272
13.	22'54.472						
		1'42.480 (6)	28.234	16.926	37.964	19.356	279.745
14.	24'36.952						
		1'42.497 (7)	28.184	16.918	37.989	19.406	280.639
15.	26'19.449						
		1'42.672 (11)	28.299	16.937	37.993	19.443	281.538
16.	28'02.121						
		1'42.594 (10)	28.274	16.909	37.920	19.491	281.538
17.	29'44.715						
		1'42.738 (13)	28.257	16.908	38.085	19.488	282.444
18.	31'27.453						
		1'42.956 (16)	28.287	17.048	38.011	19.610	279.745
19.	33'10.409						
		1'44.456 (22)	29.035	17.292	38.315	19.814	282.444
20.	34'54.865						
		3'00.519 (28)	42.732	31.035	1'09.739	37.013	109.800
21.	37'55.384						
		2'55.490 (27)	50.594	30.662	1'10.659	23.575	99.932
22.	40'50.874						
		1'42.961 (17)	28.575	17.014	38.012	19.360	278.857
23.	42'33.835						
		1'42.520 (9)	28.214	16.955	37.938	19.413	278.857
24.	44'16.355						
		1'45.229 (23)	28.179	16.965	38.323	21.762	277.098
25.	46'01.584						
		3'07.030 (29)	42.313	31.678	1'14.702	38.337	91.120
26.	49'08.614						
		3'14.291 (30)	53.601	32.331	1'12.107	36.252	132.289
27.	52'22.905						
		2'43.972 (26)	46.456	28.362	1'08.409	20.745	209.143
28.	55'06.877						



23rd



11.9 Sat. 10 Sun.

2024全日本スーパーフォーミュラ選手権 第8戦・第9戦

SUPER FORMULA 決勝 Rd.8

2024 / 11 / 9 :

 SUZUKA CIRCUIT

個別ラップ表

Weather :Fine

Full Course 4-Wheels(5,807m)

Track :Dry

Lap	Passing Time	Lap Time	Sec1	Sec2	Sec3	Sec4	km/h
		1'42.505 (8)	28.651	16.985	37.417	19.452	285.195
29.	56'49.382	1'42.708 (12)	28.302	16.999	37.876	19.531	277.098
30.	58'32.090	1'42.280 (4)	28.346	16.994	37.518	19.422	288.000
31.	1:00'14.370						



23rd



11.9 Sat. 10 Sun.

2024全日本スーパーフォーミュラ選手権 第8戦・第9戦

SUPER FORMULA 決勝 Rd.8

2024 / 11 / 9 :

SUZUKA CIRCUIT
Full Course 4-Wheels(5,807m)

個別ラップ表

Weather :Fine
Track :Dry

No	6	Best Time	1'40.588	207.830 km/h
Name	Kakunoshin Ohta	Total Time	1:00'08.862	31 Laps
Team	DOCOMO DANDELION M6Y SF23	Average Lap Time	1'56.921	
Type	HONDA/M-TEC HR-417E	Today's Rank	1 / 21	
		Today's Top Time	1'40.588	207.830 km/h

Lap	Passing Time	Lap Time	Sec1	Sec2	Sec3	Sec4	km/h
			27.925	16.684	37.196	19.405	276.226
1.	1'41.210						
2.	3'22.661	1'41.451 (4)	27.936	16.551	37.426	19.538	276.226
3.	5'04.427	1'41.766 (8)	27.928	16.756	37.634	19.448	282.444
4.	6'46.698	1'42.271 (15)	28.133	16.859	37.842	19.437	274.500
5.	8'28.881	1'42.183 (14)	28.044	16.865	37.789	19.485	276.226
6.	10'10.949	1'42.068 (12)	28.094	16.848	37.670	19.456	282.444
7.	11'53.504	1'42.555 (17)	28.081	16.869	37.991	19.614	275.361
8.	13'36.489	1'42.985 (21)	28.182	17.015	38.109	19.679	277.098
9.	15'19.048	1'42.559 (18)	28.155	16.889	37.969	19.546	286.124
10.	17'01.730	1'42.682 (19)	28.203	16.916	37.973	19.590	276.226
11.	18'44.633	1'42.903 (20)	28.300	16.961	38.087	19.555	282.444
12.	20'30.986	1'46.353 (23)	28.390	17.020	38.076	22.867	277.098
		Pit					
13.	22'46.555	2'15.569 (25)	1'00.579	17.592	37.778	19.620	277.098
14.	24'28.078	1'41.523 (6)	27.902	16.699	37.535	19.387	280.639
15.	26'10.510	1'42.432 (16)	28.103	16.871	38.029	19.429	286.124
16.	27'52.507	1'41.997 (11)	28.063	16.743	37.747	19.444	280.639
17.	29'34.580	1'42.073 (13)	28.232	16.911	37.611	19.319	292.800
18.	31'16.489	1'41.909 (10)	27.965	16.716	37.736	19.492	279.745
19.	32'58.175	1'41.686 (7)	28.059	16.694	37.513	19.420	286.124
20.	34'52.626	1'54.451 (24)	39.715	16.713	37.989	20.034	277.098
21.	37'51.690	2'59.064 (28)	42.987	31.163	1'09.869	35.045	124.068
22.	40'49.831	2'58.141 (27)	52.424	29.560	1'12.535	23.622	99.705
23.	42'31.343	1'41.512 (5)	27.958	16.617	37.553	19.384	276.226
24.	44'12.577	1'41.234 (3)	27.783	16.663	37.472	19.316	283.355
25.	45'58.473	1'45.896 (22)	27.882	16.687	38.434	22.893	276.226
26.	49'05.928	3'07.455 (29)	43.650	31.687	1'14.545	37.573	131.892
27.	52'19.698	3'13.770 (30)	54.039	32.235	1'12.147	35.349	144.236
28.	55'05.647	2'45.949 (26)	47.191	27.915	1'10.306	20.537	203.805



11.9 Sat. 10 Sun.

2024全日本スーパーフォーミュラ選手権 第8戦・第9戦

SUPER FORMULA 決勝 Rd.8

2024 / 11 / 9 :

SUZUKA CIRCUIT
Full Course 4-Wheels(5,807m)

個別ラップ表

Weather :Fine
Track :Dry

Lap	Passing Time	Lap Time		Sec1	Sec2	Sec3	Sec4	km/h
		1'41.806	(9)	28.078	16.712	37.553	19.463	273.645
29.	56'47.453	1'40.821	(2)	27.733	16.638	37.291	19.159	281.538
30.	58'28.274	B 1'40.588	(1)	27.606	16.558	37.070	19.354	280.639
31.	1:00'08.862							



11.9 Sat. 10 Sun.

2024全日本スーパーフォーミュラ選手権 第8戦・第9戦

SUPER FORMULA 決勝 Rd.8

2024 / 11 / 9



SUZUKA CIRCUIT

個別ラップ表

Weather :Fine

Track :Dry

Full Course 4-Wheels(5,807m)

No	7	Best Time	1'41.298	206.373 km/h
Name	Kamui Kobayashi	Total Time	1:00'24.026	31 Laps
Team	Kids com KCMG Cayman SF23	Average Lap Time	1'57.133	
Type	TOYOTA/TRD TRD01F	Today's Rank	2 / 21	
		Today's Top Time	1'40.588	207.830 km/h

Lap	Passing Time	Lap Time	Sec1	Sec2	Sec3	Sec4	km/h
			33.524	18.286	38.494	19.728	279.745
1.	1'50.032						
2.	3'33.515	1'43.483 (9)	28.725	17.218	37.951	19.589	282.444
3.	5'17.452	1'43.937 (11)	28.834	17.220	37.858	20.025	289.901
4.	7'01.281	1'43.829 (10)	28.893	17.228	38.033	19.675	278.857
5.	8'44.544	1'43.263 (8)	28.517	17.107	38.098	19.541	279.745
6.	10'28.567	1'44.023 (12)	28.827	17.087	38.345	19.764	290.861
7.	12'13.735	1'45.168 (17)	29.353	17.350	38.547	19.918	279.745
8.	13'58.092	1'44.357 (13)	29.006	17.242	38.370	19.739	281.538
9.	15'42.472	1'44.380 (15)	28.939	17.225	38.476	19.740	278.857
10.	17'26.926	1'44.454 (16)	28.987	17.288	38.441	19.738	279.745
11.	19'14.099	1'47.173 (21)	28.853	17.146	38.311	22.863	278.857
	Pit	2'16.425 (25)	1'01.177	17.608	38.144	19.496	279.745
12.	21'30.524	B 1'41.298 (1)	27.837	16.646	37.413	19.402	277.975
13.	23'11.822	1'45.281 (18)	28.288	16.835	37.688	22.470	283.355
14.	24'57.103	Pit					
		2'03.612 (24)	49.616	16.830	37.693	19.473	278.857
15.	27'00.715	1'42.049 (2)	28.141	16.873	37.652	19.383	277.975
16.	28'42.764	1'42.145 (3)	28.156	16.834	37.690	19.465	277.975
17.	30'24.909	1'42.212 (4)	28.284	16.800	37.657	19.471	279.745
18.	32'07.121	1'45.840 (20)	29.294	16.845	40.057	19.644	272.795
19.	33'52.961	1'49.512 (22)	30.670	18.661	39.076	21.105	277.098
20.	35'42.473	2'31.130 (26)	30.709	18.542	1'06.879	35.000	114.974
21.	38'13.603	2'44.918 (28)	48.380	31.218	1'04.377	20.943	194.767
22.	40'58.521	1'44.364 (14)	28.881	17.487	37.843	20.153	288.000
23.	42'42.885	1'45.551 (19)	28.559	17.010	40.350	19.632	284.272
24.	44'28.436	1'55.084 (23)	28.791	18.511	46.242	21.540	228.156
25.	46'23.520	2'59.286 (29)	30.813	32.478	1'19.828	36.167	135.138
26.	49'22.806	Pit					
		3'19.253 (30)	1'12.762	19.979	1'11.725	34.787	117.120
27.	52'42.059	2'34.170 (27)	43.552	28.942	1'01.389	20.287	254.609
28.	55'16.229						



23rd



11.9 Sat. 10 Sun.

2024全日本スーパーフォーミュラ選手権 第8戦・第9戦

SUPER FORMULA 決勝 Rd.8

2024 / 11 / 9 :



SUZUKA CIRCUIT

個別ラップ表

Weather :Fine

Track :Dry

Full Course 4-Wheels(5,807m)

Lap	Passing Time	Lap Time		Sec1	Sec2	Sec3	Sec4	km/h
		1'42.746	(7)	28.088	17.289	37.738	19.631	277.098
29.	56'58.975	1'42.306	(5)	28.435	17.256	37.429	19.186	286.124
30.	58'41.281	1'42.745	(6)	29.010	17.336	38.222	18.177	282.444
31.	1:00'24.026							



23rd



11.9 Sat. 10 Sun.

2024全日本スーパーフォーミュラ選手権 第8戦・第9戦

SUPER FORMULA 決勝 Rd.8

2024 / 11 / 9 :

SUZUKA CIRCUIT
Full Course 4-Wheels(5,807m)

個別ラップ表

Weather :Fine
Track :Dry

No	8	Best Time	1'41.659	205.640 km/h
Name	Nirei Fukuzumi	Total Time	1:00'17.923	31 Laps
Team	Kids com KCMG Elyse SF23	Average Lap Time	1'57.060	
Type	TOYOTA/TRD TRD01F	Today's Rank	8 / 21	
		Today's Top Time	1'40.588	207.830 km/h

Lap	Passing Time	Lap Time	Sec1	Sec2	Sec3	Sec4	km/h
			31.538	17.400	37.857	19.302	278.857
1.	1'46.097		28.495	16.948	37.799	19.413	277.975
2.	3'28.752	1'42.655 (5)	28.304	16.910	38.006	19.462	278.857
3.	5'11.434	1'42.682 (7)	28.444	16.997	37.906	19.596	278.857
4.	6'54.377	1'42.943 (10)	28.723	17.180	38.246	19.591	280.639
5.	8'38.117	1'43.740 (18)	28.624	17.302	38.334	19.634	283.355
6.	10'22.011	1'43.612 (16)	28.576	17.143	38.241	19.652	278.857
7.	12'05.623	1'43.835 (19)	28.665	17.169	38.283	19.718	278.857
8.	13'49.458	1'43.990 (22)	28.645	17.220	38.448	19.677	280.639
9.	15'33.448	1'47.388 (24)	28.755	17.166	38.420	23.047	278.857
10.	17'20.836	Pit					
		2'14.797 (25)	1'00.979	17.402	37.441	18.975	282.444
11.	19'35.633	B 1'41.659 (1)	27.825	16.746	37.682	19.406	277.975
12.	21'17.292	1'42.364 (2)	28.102	16.917	37.923	19.422	278.857
13.	22'59.656	1'42.568 (3)	28.229	16.936	37.987	19.416	276.226
14.	24'42.224	1'42.680 (6)	28.238	16.897	38.032	19.513	277.975
15.	26'24.904	1'42.741 (8)	28.281	16.931	38.052	19.477	278.857
16.	28'07.645	1'42.569 (4)	28.367	16.907	37.943	19.352	284.272
17.	29'50.214	1'43.027 (11)	28.256	16.954	38.216	19.601	279.745
18.	31'33.241	1'43.392 (15)	28.484	17.043	38.197	19.668	277.098
19.	33'16.633	1'43.973 (21)	28.737	17.200	38.342	19.694	277.975
20.	35'00.606	2'57.729 (28)	40.291	30.718	1'10.339	36.381	106.344
21.	37'58.335	2'53.532 (27)	50.442	30.217	1'10.051	22.822	98.586
22.	40'51.867	1'43.623 (17)	29.132	16.989	38.004	19.498	274.500
23.	42'35.490	1'43.046 (12)	28.587	16.965	37.928	19.566	277.098
24.	44'18.536	1'45.224 (23)	28.588	17.086	38.861	20.689	269.448
25.	46'03.760	3'08.358 (29)	42.250	32.159	1'16.290	37.659	155.469
26.	49'12.118	3'13.398 (30)	52.638	32.548	1'11.773	36.439	104.447
27.	52'25.516	2'42.839 (26)	46.624	27.813	1'07.826	20.576	215.823
28.	55'08.355						



23rd




11.9 Sat. 10 Sun.

2024全日本スーパーフォーミュラ選手権 第8戦・第9戦

SUPER FORMULA 決勝 Rd.8

2024 / 11 / 9 :



SUZUKA CIRCUIT

個別ラップ表

Weather :Fine
Track :Dry

Full Course 4-Wheels(5,807m)

Lap	Passing Time	Lap Time	Sec1	Sec2	Sec3	Sec4	km/h
29.	56'51.705	1'43.350 (14)	29.128	16.882	37.836	19.504	281.538
30.	58'35.011	1'43.306 (13)	28.546	17.003	37.861	19.896	277.098
31.	1:00'17.923	1'42.912 (9)	28.664	17.125	37.559	19.564	285.195



23rd



11.9 Sat. 10 Sun.

2024全日本スーパーフォーミュラ選手権 第8戦・第9戦

SUPER FORMULA 決勝 Rd.8

2024 / 11 / 9 :

SUZUKA CIRCUIT
Full Course 4-Wheels(5,807m)

個別ラップ表

Weather :Fine
Track :Dry

No	14	Best Time	1'42.038	204.877 km/h
Name	Kazuya Oshima	Total Time	42'39.083	23 Laps
Team	docomo business ROOKIE SF23	Average Lap Time	1'51.359	
Type	TOYOTA/TRD TRD01F	Today's Rank	12 / 21	
		Today's Top Time	1'40.588	207.830 km/h

Lap	Passing Time	Lap Time	Sec1	Sec2	Sec3	Sec4	km/h
			33.222	18.036	38.380	19.545	277.975
1.	1'49.183		28.462	17.181	37.876	19.419	283.355
2.	3'32.121	1'42.938 (5)	28.854	17.263	38.097	19.627	279.745
3.	5'15.962	1'43.841 (12)	28.587	17.074	38.202	19.648	275.361
4.	6'59.473	1'43.511 (10)	28.841	17.583	38.131	19.621	282.444
5.	8'43.649	1'44.176 (14)	28.900	17.452	38.523	19.712	277.975
6.	10'28.236	1'44.587 (17)	28.825	17.383	38.647	19.840	277.975
7.	12'12.931	1'44.695 (18)	28.685	17.399	38.473	19.821	276.226
8.	13'57.309	1'44.378 (16)	28.506	17.399	38.473	19.821	276.226
9.	15'41.506	1'44.197 (15)	28.649	17.276	38.544	19.871	275.361
10.	17'29.461	1'47.955 (19)	28.649	17.231	38.583	23.492	275.361
		Pit					
		2'15.273 (20)	1'00.767	17.151	37.883	19.472	271.950
11.	19'44.734	1'42.954 (6)	29.256	16.603	37.683	19.412	276.226
12.	21'27.688	B 1'42.038 (1)	27.965	16.825	37.776	19.472	277.098
13.	23'09.726	1'42.269 (2)	27.966	16.870	37.926	19.507	275.361
14.	24'51.995	1'42.494 (3)	28.025	16.948	38.038	19.483	282.444
15.	26'34.489	1'42.570 (4)	28.035	16.913	38.024	19.598	275.361
16.	28'17.059	1'43.018 (7)	28.176	16.991	38.236	19.615	275.361
17.	30'00.077	1'43.024 (8)	28.159	17.019	38.083	19.763	275.361
18.	31'43.101	1'43.152 (9)	28.230	17.022	38.199	19.701	275.361
19.	33'26.253	1'43.938 (13)	28.665	17.197	38.370	19.706	274.500
20.	35'10.191	2'53.369 (22)	35.192	32.467	1'10.643	35.067	168.599
21.	38'03.560	2'51.800 (21)	50.001	31.155	1'08.428	22.216	112.760
22.	40'55.360	1'43.723 (11)	29.117	17.191	37.921	19.494	275.361
23.	42'39.083						



11.9 Sat. 10 Sun.

2024全日本スーパーフォーミュラ選手権 第8戦・第9戦

SUPER FORMULA 決勝 Rd.8

2024 / 11 / 9 :

SUZUKA CIRCUIT
Full Course 4-Wheels(5,807m)

個別ラップ表

Weather :Fine
Track :Dry

No	15	Best Time	1'42.403	204.146 km/h
Name	Ayumu Iwasa	Total Time	1:00'20.034	31 Laps
Team	Red Bull MOTUL MUGEN SF23	Average Lap Time	1'56.920	
Type	HONDA/M-TEC HR-417E	Today's Rank	15 / 21	
		Today's Top Time	1'40.588	207.830 km/h

Lap	Passing Time	Lap Time	Sec1	Sec2	Sec3	Sec4	km/h
1.	1'52.421		38.091	17.185	37.622	19.523	277.975
2.	3'36.007	1'43.586 (8)	28.569	17.351	38.288	19.378	279.745
3.	5'20.892	1'44.885 (19)	28.849	17.303	39.159	19.574	276.226
4.	7'04.425	1'43.533 (6)	28.536	17.212	38.274	19.511	279.745
5.	8'48.847	1'44.422 (16)	28.986	17.444	38.377	19.615	280.639
6.	10'34.098	1'45.251 (20)	29.705	17.492	38.533	19.521	280.639
7.	12'18.858	1'44.760 (18)	29.066	17.494	38.530	19.670	279.745
8.	14'02.608	1'43.750 (12)	28.785	17.251	38.200	19.514	288.000
9.	15'46.334	1'43.726 (11)	28.512	17.264	38.314	19.636	277.975
10.	17'30.717	1'44.383 (15)	28.891	17.227	38.511	19.754	279.745
11.	19'16.000	1'45.283 (21)	29.443	17.569	38.599	19.672	281.538
12.	21'00.122	1'44.122 (14)	28.801	17.260	38.432	19.629	277.975
13.	22'43.499	1'43.377 (5)	28.580	17.038	38.226	19.533	277.975
14.	24'26.871	1'43.372 (4)	28.508	17.044	38.343	19.477	277.975
15.	26'11.303	1'44.432 (17)	28.553	17.030	39.010	19.839	289.901
16.	27'55.259	1'43.956 (13)	28.722	17.229	38.425	19.580	277.975
17.	29'38.923	1'43.664 (10)	28.571	17.133	38.383	19.577	278.857
18.	31'22.564	1'43.641 (9)	28.565	17.151	38.261	19.664	277.975
19.	33'09.203	Pit 1'46.639 (23)	28.499	17.153	38.325	22.662	283.355
20.	35'36.159	2'26.956 (25)	1'05.405	19.900	40.793	20.858	270.277
21.	38'09.436	2'33.277 (26)	31.018	18.035	1'09.002	35.222	157.986
22.	40'56.997	2'47.561 (28)	48.687	31.292	1'06.128	21.454	156.857
23.	42'40.555	1'43.558 (7)	28.670	17.428	38.131	19.329	277.975
24.	44'26.495	1'45.940 (22)	28.587	17.241	40.494	19.618	281.538
25.	46'18.317	1'51.822 (24)	28.590	17.777	44.453	21.002	269.448
26.	49'18.710	3'00.393 (29)	33.361	31.798	1'19.018	36.216	131.300
27.	52'32.801	3'14.091 (30)	51.645	32.832	1'13.128	36.486	128.234
28.	55'12.273	2'39.472 (27)	46.615	27.354	1'05.439	20.064	244.680



11.9 Sat. 10 Sun.

2024全日本スーパーフォーミュラ選手権 第8戦・第9戦

SUPER FORMULA 決勝 Rd.8

2024 / 11 / 9 :



SUZUKA CIRCUIT

個別ラップ表

Weather :Fine

Track :Dry

Full Course 4-Wheels(5,807m)

Lap	Passing Time	Lap Time		Sec1	Sec2	Sec3	Sec4	km/h
		1'42.768	(3)	28.576	17.135	37.723	19.334	277.098
29.	56'55.041	1'42.590	(2)	28.451	17.151	37.822	19.166	282.444
30.	58'37.631	B 1'42.403	(1)	28.207	16.975	37.865	19.356	277.975
31.	1:00'20.034							



23rd



11.9 Sat. 10 Sun.

2024全日本スーパーフォーミュラ選手権 第8戦・第9戦

SUPER FORMULA 決勝 Rd.8

2024 / 11 / 9

SUZUKA CIRCUIT
Full Course 4-Wheels(5,807m)

個別ラップ表

Weather :Fine
Track :Dry

No	16	Best Time	1'41.510	205.942 km/h
Name	Tomoki Nojiri	Total Time	1:00'17.087	31 Laps
Team	Red Bull MOTUL MUGEN SF23	Average Lap Time	1'56.953	
Type	HONDA/M-TEC HR-417E	Today's Rank	4 / 21	
		Today's Top Time	1'40.588	207.830 km/h

Lap	Passing Time	Lap Time	Sec1	Sec2	Sec3	Sec4	km/h
			33.035	17.929	38.199	19.329	279.745
1.	1'48.492		28.242	17.183	37.772	19.458	282.444
2.	3'31.147	1'42.655 (11)	28.278	16.973	37.719	19.632	281.538
3.	5'13.749	1'42.602 (9)	28.563	17.045	37.693	19.928	280.639
4.	6'56.978	1'43.229 (16)	29.041	17.421	38.172	20.050	281.538
5.	8'41.662	1'44.684 (22)	29.140	17.116	38.166	19.523	283.355
6.	10'25.607	1'43.945 (19)	28.250	16.912	37.962	19.468	278.857
7.	12'08.199	1'42.592 (8)	28.292	16.989	38.238	19.678	282.444
8.	13'51.396	1'43.197 (15)	28.671	17.213	38.347	19.937	288.947
9.	15'35.564	1'44.168 (21)	28.810	17.142	38.421	22.917	279.745
10.	17'22.854	1'47.290 (24)	1'01.621	17.511	37.759	19.327	281.538
11.	19'39.072	2'16.218 (25)	27.839	16.718	37.565	19.388	277.975
12.	21'20.582	B 1'41.510 (1)	28.697	16.981	37.731	19.422	277.098
13.	23'03.413	1'42.831 (13)	28.228	16.893	37.907	19.470	278.857
14.	24'45.911	1'42.498 (7)	27.995	16.926	37.895	19.408	279.745
15.	26'27.872	1'41.961 (2)	28.083	16.923	37.886	19.385	280.639
16.	28'10.096	1'42.224 (4)	28.072	16.897	37.828	19.379	279.745
17.	29'52.373	1'42.277 (5)	28.159	17.049	37.927	19.630	280.639
18.	31'34.549	1'42.176 (3)	28.812	17.290	38.257	19.656	278.857
19.	33'17.314	1'42.765 (12)	40.304	31.321	1'10.551	36.273	134.312
20.	35'01.329	1'44.015 (20)	50.372	30.030	1'09.851	22.554	96.105
21.	37'59.778	1'45.344 (23)	28.855	17.094	38.047	19.508	277.975
22.	40'52.585	1'42.961 (14)	28.605	16.985	37.825	19.546	280.639
23.	42'36.089	1'45.344 (23)	28.482	17.048	38.872	20.942	279.745
24.	44'19.050	1'44.015 (20)	42.055	32.769	1'17.143	37.419	181.113
25.	46'04.394	1'42.961 (14)	51.900	32.312	1'12.519	36.507	116.037
26.	49'13.780	1'45.344 (23)	46.275	28.095	1'06.751	20.815	224.082
27.	52'27.018	2'41.936 (26)					
28.	55'08.954						



11.9 Sat. 10 Sun.

2024全日本スーパーフォーミュラ選手権 第8戦・第9戦

SUPER FORMULA 決勝 Rd.8

2024 / 11 / 9 :

SUZUKA CIRCUIT

個別ラップ表

Weather :Fine

Full Course 4-Wheels(5,807m)

Track :Dry

Lap	Passing Time	Lap Time	Sec1	Sec2	Sec3	Sec4	km/h
		1'43.230 (17)	29.115	16.989	37.652	19.474	277.975
29.	56'52.184	1'42.278 (6)	28.692	16.919	37.429	19.238	290.861
30.	58'34.462	1'42.625 (10)	28.306	17.058	37.770	19.491	277.975
31.	1:00'17.087						



23rd



11.9 Sat. 10 Sun.

2024全日本スーパーフォーミュラ選手権 第8戦・第9戦

SUPER FORMULA 決勝 Rd.8

2024 / 11 / 9 :

SUZUKA CIRCUIT
Full Course 4-Wheels(5,807m)

個別ラップ表

Weather :Fine
Track :Dry

No	19	Best Time	1'43.090	202.786 km/h
Name	Hibiki Taira	Total Time	31'24.648	18 Laps
Team	ITOCHU ENEX TEAM IMPUL SF23	Average Lap Time	1'44.281	
Type	TOYOTA/TRD TRD01F	Today's Rank	19 / 21	
		Today's Top Time	1'40.588	207.830 km/h

Lap	Passing Time	Lap Time	Sec1	Sec2	Sec3	Sec4	km/h
			34.528	18.715	39.088	19.528	277.098
1.	1'51.859						
2.	3'35.457	1'43.598 (4)	28.832	17.319	38.128	19.319	285.195
3.	5'19.759	1'44.302 (12)	28.940	17.345	38.202	19.815	284.272
4.	7'03.963	1'44.204 (9)	28.877	17.462	38.227	19.638	282.444
5.	8'48.486	1'44.523 (13)	28.985	17.551	38.273	19.714	288.000
6.	10'32.620	1'44.134 (8)	28.685	17.377	38.363	19.709	277.975
7.	12'16.472	1'43.852 (7)	28.729	17.243	38.255	19.625	278.857
8.	14'00.679	1'44.207 (10)	28.909	17.270	38.270	19.758	282.444
9.	15'44.956	1'44.277 (11)	28.815	17.344	38.215	19.903	287.059
10.	17'29.924	1'44.968 (15)	29.375	17.466	38.327	19.800	280.639
11.	19'14.707	1'44.783 (14)	29.222	17.292	38.382	19.887	278.857
12.	20'58.548	1'43.841 (6)	28.613	17.211	38.252	19.765	275.361
13.	22'42.043	1'43.495 (3)	28.590	17.160	38.062	19.683	278.857
14.	24'25.210	1'43.167 (2)	28.460	16.986	38.124	19.597	277.098
15.	26'08.300	B 1'43.090 (1)	28.246	17.072	38.127	19.645	276.226
16.	27'52.051	1'43.751 (5)	28.636	17.180	38.214	19.721	277.975
17.	29'37.286	1'45.235 (16)	29.749	17.227	38.482	19.777	275.361
18.	31'24.648	1'47.362 (17)	28.450	17.220	37.848	23.844	282.444
		Pit					



11.9 Sat. 10 Sun.

2024全日本スーパーフォーミュラ選手権 第8戦・第9戦

SUPER FORMULA 決勝 Rd.8

2024 / 11 / 9 :

SUZUKA CIRCUIT
Full Course 4-Wheels(5,807m)

個別ラップ表

Weather :Fine
Track :Dry

No	20	Best Time	1'42.047	204.859 km/h
Name	Yuji Kunimoto	Total Time	1:00'27.838	31 Laps
Team	ITOCHU ENEX TEAM IMPUL SF23	Average Lap Time	1'57.334	
Type	TOYOTA/TRD TRD01F	Today's Rank	13 / 21	
		Today's Top Time	1'40.588	207.830 km/h

Lap	Passing Time	Lap Time	Sec1	Sec2	Sec3	Sec4	km/h
			32.575	17.767	37.924	19.537	277.975
1.	1'47.803						
2.	3'31.420	1'43.617 (8)	28.622	17.168	37.855	19.972	278.857
3.	5'14.844	1'43.424 (7)	28.859	17.131	37.955	19.479	281.538
4.	6'58.626	1'43.782 (9)	28.515	17.106	38.228	19.933	278.857
5.	8'43.220	1'44.594 (19)	29.328	17.349	38.186	19.731	277.975
6.	10'27.570	1'44.350 (17)	28.859	17.397	38.314	19.780	281.538
7.	12'11.901	1'44.331 (16)	28.955	17.452	38.281	19.643	281.538
8.	13'55.795	1'43.894 (10)	28.814	17.294	38.159	19.627	285.195
9.	15'40.023	1'44.228 (13)	28.785	17.331	38.308	19.804	276.226
10.	17'24.108	1'44.085 (12)	28.800	17.265	38.255	19.765	277.975
11.	19'11.679	1'47.571 (23)	28.761	17.358	38.148	23.304	276.226
		Pit					
12.	21'34.175	2'22.496 (25)	1'05.133	18.626	38.911	19.826	272.795
13.	23'17.006	1'42.831 (5)	28.491	17.098	37.796	19.446	274.500
14.	24'59.360	1'42.354 (2)	28.075	17.033	37.720	19.526	275.361
15.	26'41.728	1'42.368 (3)	28.159	16.972	37.840	19.397	277.975
16.	28'23.775	B 1'42.047 (1)	28.063	16.987	37.666	19.331	288.000
17.	30'06.498	1'42.723 (4)	28.214	16.976	37.953	19.580	277.975
18.	31'49.633	1'43.135 (6)	28.289	17.288	38.018	19.540	274.500
19.	33'33.939	1'44.306 (15)	29.135	17.281	38.211	19.679	274.500
20.	35'20.039	1'46.100 (21)	29.235	18.201	38.796	19.868	278.857
21.	38'05.955	2'45.916 (27)	29.407	30.080	1'11.253	35.176	163.881
22.	40'55.944	2'49.989 (28)	49.070	31.473	1'07.631	21.815	135.975
23.	42'40.015	1'44.071 (11)	29.432	17.521	37.738	19.380	281.538
24.	44'26.983	1'46.968 (22)	28.737	17.390	40.327	20.514	278.857
25.	46'21.485	1'54.502 (24)	29.803	18.273	45.012	21.414	248.839
26.	49'21.514	3'00.029 (29)	32.121	32.015	1'19.719	36.174	120.992
27.	52'36.631	3'15.117 (30)	51.602	32.965	1'13.785	36.765	113.488
28.	55'13.988	2'37.357 (26)	45.785	27.418	1'04.143	20.011	243.324



23rd



11.9 Sat. 10 Sun.

2024全日本スーパーフォーミュラ選手権 第8戦・第9戦

SUPER FORMULA 決勝 Rd.8

2024 / 11 / 9 :

 SUZUKA CIRCUIT
Full Course 4-Wheels(5,807m)

個別ラップ表

Weather :Fine
Track :Dry

Lap	Passing Time	Lap Time	Sec1	Sec2	Sec3	Sec4	km/h
29.	56'59.160	1'45.172 (20)	29.277	17.521	37.760	20.614	293.779
30.	58'43.389	1'44.229 (14)	29.115	17.558	38.045	19.511	276.226
31.	1:00'27.838	1'44.449 (18)	28.981	17.566	37.924	19.978	277.098



23rd



11.9 Sat. 10 Sun.

2024全日本スーパーフォーミュラ選手権 第8戦・第9戦

SUPER FORMULA 決勝 Rd.8

2024 / 11 / 9 :

SUZUKA CIRCUIT
Full Course 4-Wheels(5,807m)

個別ラップ表

Weather :Fine
Track :Dry

No	36	Best Time	1'41.688	205.582 km/h
Name	Sho Tsuboi	Total Time	1:00'13.422	31 Laps
Team	VANTELIN TOM'S SF23	Average Lap Time	1'56.976	
Type	TOYOTA/TRD TRD01F	Today's Rank	9 / 21	
		Today's Top Time	1'40.588	207.830 km/h

Lap	Passing Time	Lap Time	Sec1	Sec2	Sec3	Sec4	km/h
			30.114	16.914	37.725	19.389	275.361
1.	1'44.142						
2.	3'26.156	1'42.014 (2)	27.960	16.900	37.822	19.332	276.226
3.	5'08.174	1'42.018 (3)	28.140	16.801	37.735	19.342	282.444
4.	6'50.956	1'42.782 (14)	28.315	17.049	37.988	19.430	276.226
5.	8'33.918	1'42.962 (16)	28.446	16.967	38.034	19.515	278.857
6.	10'16.959	1'43.041 (17)	28.356	17.042	38.169	19.474	275.361
7.	12'00.735	1'43.776 (21)	28.522	17.251	38.415	19.588	276.226
8.	13'43.932	1'43.197 (18)	28.494	16.986	38.208	19.509	277.975
9.	15'27.410	1'43.478 (19)	28.571	17.066	38.238	19.603	279.745
10.	17'11.018	1'43.608 (20)	28.644	17.222	38.238	19.504	277.975
11.	18'57.414	1'46.396 (24)	28.316	16.920	38.292	22.868	274.500
		Pit					
12.	21'11.673	2'14.259 (25)	1'00.212	17.158	37.468	19.421	277.975
13.	22'53.361	B 1'41.688 (1)	27.968	16.787	37.567	19.366	275.361
14.	24'35.625	1'42.264 (5)	28.138	16.957	37.778	19.391	277.098
15.	26'18.060	1'42.435 (9)	28.274	16.921	37.864	19.376	277.098
16.	28'00.748	1'42.688 (13)	28.366	16.967	37.871	19.484	277.098
17.	29'43.211	1'42.463 (10)	28.241	16.855	37.911	19.456	275.361
18.	31'25.770	1'42.559 (12)	28.275	16.897	37.881	19.506	277.098
19.	33'08.695	1'42.925 (15)	28.346	16.975	37.915	19.689	276.226
20.	34'53.889	1'45.194 (23)	30.183	17.056	38.145	19.810	276.226
21.	37'53.293	2'59.404 (28)	42.818	31.072	1'09.773	35.741	109.390
22.	40'50.308	2'57.015 (27)	52.091	29.859	1'11.619	23.446	99.142
23.	42'32.581	1'42.273 (6)	28.379	16.845	37.628	19.421	274.500
24.	44'14.919	1'42.338 (7)	28.208	16.845	37.705	19.580	275.361
25.	45'59.825	1'44.906 (22)	28.232	16.852	38.613	21.209	275.361
26.	49'06.958	3'07.133 (29)	43.486	31.504	1'14.487	37.656	115.427
27.	52'20.843	3'13.885 (30)	54.100	32.131	1'12.015	35.639	122.170
28.	55'06.344	2'45.501 (26)	47.471	27.832	1'09.697	20.501	201.007



23rd



11.9 Sat. 10 Sun.

2024全日本スーパーフォーミュラ選手権 第8戦・第9戦

SUPER FORMULA 決勝 Rd.8

2024 / 11 / 9 :

 SUZUKA CIRCUIT
Full Course 4-Wheels(5,807m)

個別ラップ表

Weather :Fine
Track :Dry

Lap	Passing Time	Lap Time		Sec1	Sec2	Sec3	Sec4	km/h
29.	56'48.470	1'42.126 (4)		28.563	16.871	37.458	19.234	279.745
30.	58'30.866	1'42.396 (8)		28.238	16.913	37.768	19.477	271.950
31.	1:00'13.422	1'42.556 (11)		28.400	17.088	37.620	19.448	281.538



11.9 Sat. 10 Sun.

2024全日本スーパーフォーミュラ選手権 第8戦・第9戦

SUPER FORMULA 決勝 Rd.8

2024 / 11 / 9 :

SUZUKA CIRCUIT
Full Course 4-Wheels(5,807m)

個別ラップ表

Weather :Fine
Track :Dry

No	37	Best Time	1'42.888	203.184 km/h
Name	Ukyo Sasahara	Total Time	1:00'26.373	30 Laps
Team	VANTELIN TOM'S SF23	Average Lap Time	2'01.342	
Type	TOYOTA/TRD TRD01F	Today's Rank	18 / 21	
		Today's Top Time	1'40.588	207.830 km/h

Lap	Passing Time	Lap Time	Sec1	Sec2	Sec3	Sec4	km/h
1.	1'47.447		32.206	17.636	38.059	19.546	276.226
2.	3'30.335	B 1'42.888 (1)	28.288	17.127	37.876	19.597	277.098
3.	5'13.317	1'42.982 (3)	28.329	17.033	38.050	19.570	277.975
4.	6'56.702	1'43.385 (5)	28.501	17.062	37.983	19.839	282.444
5.	8'41.569	1'44.867 (20)	28.916	17.366	38.350	20.235	276.226
6.	10'26.398	1'44.829 (19)	28.815	17.146	38.928	19.940	278.857
7.	12'11.273	1'44.875 (21)	29.439	17.403	38.394	19.639	276.226
8.	13'54.986	1'43.713 (11)	28.715	17.051	38.311	19.636	277.975
9.	15'38.815	1'43.829 (13)	28.660	17.043	38.336	19.790	276.226
10.	17'22.821	1'44.006 (17)	28.663	17.150	38.413	19.780	275.361
11.	19'06.808	1'43.987 (16)	28.658	17.215	38.357	19.757	275.361
12.	20'50.370	1'43.562 (9)	28.594	17.006	38.296	19.666	275.361
13.	22'33.909	1'43.539 (8)	28.611	16.998	38.268	19.662	275.361
14.	24'17.704	1'43.795 (12)	28.759	17.141	38.295	19.600	279.745
15.	26'01.393	1'43.689 (10)	28.522	17.151	38.366	19.650	276.226
16.	27'44.848	1'43.455 (7)	28.607	16.994	38.217	19.637	277.098
17.	29'28.279	1'43.431 (6)	28.561	17.117	38.093	19.660	283.355
18.	31'15.595	1'47.316 (22)	28.715	17.244	38.493	22.864	277.098
19.	33'37.379	Pit					
20.	35'21.974	2'21.784 (24)	1'03.782	19.012	39.213	19.777	272.795
21.	38'08.204	1'44.595 (18)	29.052	17.402	38.492	19.649	273.645
22.	40'56.228	2'46.230 (26)	28.866	30.658	1'11.000	35.706	157.986
23.	42'39.435	2'48.024 (27)	48.446	31.472	1'06.684	21.422	140.319
24.	44'45.922	1'43.207 (4)	28.490	17.252	37.950	19.515	278.857
25.	49'25.513	2'06.487 (23)	28.403	17.009	52.338	28.737	265.378
26.	52'40.346	4'39.591 (29)	3'13.471	17.710	41.011	27.399	218.507
27.	55'15.652	3'14.833 (28)	50.706	33.277	1'14.468	36.382	157.419
28.	56'58.610	2'35.306 (25)	44.472	28.032	1'02.819	19.983	243.324
		1'42.958 (2)	28.167	17.316	37.920	19.555	282.444



23rd



11.9 Sat. 10 Sun.

2024全日本スーパーフォーミュラ選手権 第8戦・第9戦

SUPER FORMULA 決勝 Rd.8

2024 / 11 / 9 :



SUZUKA CIRCUIT

個別ラップ表

Weather :Fine

Track :Dry

Full Course 4-Wheels(5,807m)

Lap	Passing Time	Lap Time	Sec1	Sec2	Sec3	Sec4	km/h
29.	58'42.528	1'43.918 (15)	28.418	17.200	38.771	19.529	274.500
30.	1:00'26.373	1'43.845 (14)	29.096	17.082	38.159	19.508	274.500



23rd



11.9 Sat. 10 Sun.

2024全日本スーパーフォーミュラ選手権 第8戦・第9戦

SUPER FORMULA 決勝 Rd.8

2024 / 11 / 9



SUZUKA CIRCUIT

個別ラップ表

Weather :Fine

Track :Dry

Full Course 4-Wheels(5,807m)

No	38	Best Time	1'41.622	205.715 km/h
Name	Sena Sakaguchi	Total Time	1:00'16.314	31 Laps
Team	VERTEX CERUMO・INGING SF23	Average Lap Time	1'57.028	
Type	TOYOTA/TRD TRD01F	Today's Rank	7 / 21	
		Today's Top Time	1'40.588	207.830 km/h

Lap	Passing Time	Lap Time	Sec1	Sec2	Sec3	Sec4	km/h
			31.080	17.291	37.634	19.444	278.857
1.	1'45.449						
2.	3'27.798	1'42.349 (2)	28.280	16.941	37.679	19.449	277.975
3.	5'10.166	1'42.368 (3)	28.268	16.868	37.769	19.463	280.639
4.	6'53.365	1'43.199 (17)	28.439	17.131	37.792	19.837	286.124
5.	8'36.269	1'42.904 (11)	28.400	17.035	37.989	19.480	277.098
6.	10'19.420	1'43.151 (15)	28.432	17.122	38.046	19.551	277.098
7.	12'02.578	1'43.158 (16)	28.371	17.145	38.085	19.557	277.975
8.	13'46.120	1'43.542 (21)	28.654	17.165	38.084	19.639	277.098
9.	15'29.624	1'43.504 (20)	28.509	17.113	38.180	19.702	276.226
10.	17'17.008	1'47.384 (24)	28.716	17.211	38.153	23.304	277.098
		Pit					
		2'14.945 (25)	1'01.051	17.239	37.463	19.192	277.098
11.	19'31.953	B 1'41.622 (1)	28.036	16.803	37.490	19.293	277.975
12.	21'13.575	1'42.399 (4)	28.275	16.999	37.682	19.443	279.745
13.	22'55.974	1'42.473 (5)	28.360	16.972	37.766	19.375	279.745
14.	24'38.447	1'42.918 (12)	28.466	16.963	37.998	19.491	280.639
15.	26'21.365	1'42.771 (6)	28.361	17.021	37.800	19.589	278.857
16.	28'04.136	1'42.856 (10)	28.461	17.044	37.753	19.598	279.745
17.	29'46.992	1'43.203 (18)	28.443	17.098	38.031	19.631	279.745
18.	31'30.195	1'43.056 (14)	28.449	17.073	37.847	19.687	277.098
19.	33'13.251	1'44.054 (22)	28.905	17.351	38.132	19.666	277.098
20.	34'57.305	2'59.836 (28)	41.680	31.230	1'09.368	37.558	122.682
21.	37'57.141	2'54.067 (27)	50.835	29.738	1'10.599	22.895	106.344
22.	40'51.208	1'43.270 (19)	28.987	17.116	37.768	19.399	277.975
23.	42'34.478	1'42.848 (8)	28.513	17.030	37.785	19.520	277.975
24.	44'17.326	1'44.704 (23)	28.561	17.103	38.488	20.552	277.975
25.	46'02.030	3'07.559 (29)	42.926	32.396	1'14.368	37.869	125.845
26.	49'09.589	3'14.124 (30)	53.881	31.961	1'12.454	35.828	106.602
27.	52'23.713	2'43.996 (26)	47.308	27.898	1'08.150	20.640	214.768
28.	55'07.709						



23rd



11.9 Sat. 10 Sun.

2024全日本スーパーフォーミュラ選手権 第8戦・第9戦

SUPER FORMULA 決勝 Rd.8

2024 / 11 / 9 :



個別ラップ表

Weather :Fine

Track :Dry

Full Course 4-Wheels(5,807m)

Lap	Passing Time	Lap Time	Sec1	Sec2	Sec3	Sec4	km/h
		1'42.937 (13)	28.765	17.076	37.731	19.365	276.226
29.	56'50.646	1'42.849 (9)	28.499	17.071	37.759	19.520	275.361
30.	58'33.495	1'42.819 (7)	28.585	17.255	37.459	19.520	282.444
31.	1:00'16.314						



23rd



11.9 Sat. 10 Sun.

2024全日本スーパーフォーミュラ選手権 第8戦・第9戦

SUPER FORMULA 決勝 Rd.8

2024 / 11 / 9 :

SUZUKA CIRCUIT
Full Course 4-Wheels(5,807m)

個別ラップ表

Weather :Fine
Track :Dry

No	39	Best Time	1'42.466	204.021 km/h
Name	Toshiki Oyu	Total Time	1:00'22.034	31 Laps
Team	VERTEX CERUMO・INGING SF23	Average Lap Time	1'57.180	
Type	TOYOTA/TRD TRD01F	Today's Rank	16 / 21	
		Today's Top Time	1'40.588	207.830 km/h

Lap	Passing Time	Lap Time	Sec1	Sec2	Sec3	Sec4	km/h
			31.831	17.484	37.962	19.333	277.975
1.	1'46.610						
2.	3'29.668	1'43.058 (4)	28.364	17.138	38.038	19.518	275.361
3.	5'12.606	1'42.938 (3)	28.221	17.106	38.155	19.456	277.098
4.	6'55.747	1'43.141 (5)	28.320	17.118	38.083	19.620	277.098
5.	8'39.334	1'43.587 (7)	28.514	17.206	38.252	19.615	277.098
6.	10'23.268	1'43.934 (12)	28.494	17.289	38.532	19.619	277.098
7.	12'07.151	1'43.883 (11)	28.558	17.232	38.462	19.631	277.975
8.	13'50.868	1'43.717 (9)	28.665	17.217	38.281	19.554	284.272
9.	15'35.249	1'44.381 (22)	28.760	17.286	38.427	19.908	277.975
10.	17'19.246	1'43.997 (17)	28.526	17.231	38.496	19.744	277.098
11.	19'03.495	1'44.249 (20)	28.732	17.260	38.500	19.757	273.645
12.	20'47.625	1'44.130 (18)	28.694	17.247	38.484	19.705	275.361
13.	22'31.613	1'43.988 (16)	28.567	17.210	38.385	19.826	275.361
14.	24'15.421	1'43.808 (10)	28.530	17.163	38.449	19.666	274.500
15.	25'59.373	1'43.952 (13)	28.668	17.200	38.402	19.682	274.500
16.	27'43.342	1'43.969 (14)	28.577	17.193	38.335	19.864	276.226
17.	29'27.532	1'44.190 (19)	28.684	17.177	38.521	19.808	274.500
18.	31'11.825	1'44.293 (21)	28.705	17.306	38.465	19.817	275.361
19.	32'59.085	1'47.260 (23)	28.606	17.178	38.526	22.950	275.361
		Pit					
20.	35'19.221	2'20.136 (25)	1'03.047	18.752	38.683	19.654	269.448
21.	38'04.718	2'45.497 (27)	29.061	30.301	1'11.341	34.794	158.843
22.	40'55.497	2'50.779 (28)	49.826	31.211	1'07.769	21.973	132.689
23.	42'37.963	B 1'42.466 (1)	28.315	16.979	37.764	19.408	278.857
24.	44'21.342	1'43.379 (6)	28.626	17.187	38.041	19.525	278.857
25.	46'10.599	1'49.257 (24)	28.738	17.280	41.243	21.996	222.944
26.	49'17.671	3'07.072 (29)	38.769	33.161	1'18.407	36.735	152.765
27.	52'31.036	3'13.365 (30)	51.730	32.469	1'13.172	35.994	160.585
28.	55'11.722	2'40.686 (26)	45.946	28.238	1'06.689	19.813	238.049



23rd



11.9 Sat. 10 Sun.

2024全日本スーパーフォーミュラ選手権 第8戦・第9戦

SUPER FORMULA 決勝 Rd.8

2024 / 11 / 9 :

 SUZUKA CIRCUIT
Full Course 4-Wheels(5,807m)

個別ラップ表

Weather :Fine
Track :Dry

Lap	Passing Time	Lap Time	Sec1	Sec2	Sec3	Sec4	km/h
29.	56'54.414	1'42.692 (2)	28.558	17.152	37.766	19.216	281.538
30.	58'38.399	1'43.985 (15)	28.587	17.364	38.607	19.427	278.857
31.	1:00'22.034	1'43.635 (8)	28.928	17.436	37.926	19.345	281.538



23rd



11.9 Sat. 10 Sun.

2024全日本スーパーフォーミュラ選手権 第8戦・第9戦

SUPER FORMULA 決勝 Rd.8

2024 / 11 / 9 :

SUZUKA CIRCUIT
Full Course 4-Wheels(5,807m)

個別ラップ表

Weather :Fine
Track :Dry

No	50	Best Time	1'41.974	205.005 km/h
Name	Iori Kimura	Total Time	1:00'22.456	31 Laps
Team	San-Ei Gen with B-Max SF23	Average Lap Time	1'57.068	
Type	HONDA/M-TEC HR-417E	Today's Rank	10 / 21	
		Today's Top Time	1'40.588	207.830 km/h

Lap	Passing Time	Lap Time	Sec1	Sec2	Sec3	Sec4	km/h
			33.663	18.411	38.638	19.686	279.745
1.	1'50.398		28.700	17.266	38.093	19.570	280.639
2.	3'34.027	1'43.629 (4)	28.751	17.340	38.115	19.624	280.639
3.	5'17.857	1'43.830 (11)	28.934	17.224	38.029	19.600	286.124
4.	7'01.644	1'43.787 (9)	28.615	17.313	38.075	19.640	280.639
5.	8'45.287	1'43.643 (5)	28.631	17.317	38.319	19.816	280.639
6.	10'29.370	1'44.083 (14)	28.631	17.317	38.319	19.816	280.639
7.	12'14.086	1'44.716 (20)	29.024	17.448	38.163	20.081	288.947
8.	13'58.645	1'44.559 (18)	28.993	17.353	38.364	19.849	282.444
9.	15'43.123	1'44.478 (17)	29.007	17.331	38.335	19.805	278.857
10.	17'27.813	1'44.690 (19)	28.983	17.446	38.377	19.884	279.745
11.	19'11.947	1'44.134 (16)	28.936	17.349	38.201	19.648	287.059
12.	20'55.865	1'43.918 (12)	28.756	17.160	38.251	19.751	276.226
13.	22'39.984	1'44.119 (15)	28.826	17.208	38.308	19.777	276.226
14.	24'23.311	1'43.327 (2)	28.612	17.158	38.004	19.553	285.195
15.	26'07.090	1'43.779 (8)	28.666	17.159	38.257	19.697	277.098
16.	27'50.900	1'43.810 (10)	28.841	17.174	38.146	19.649	284.272
17.	29'38.376	1'47.476 (22)	28.833	17.223	38.213	23.207	280.639
		Pit					
18.	31'58.789	2'20.413 (25)	1'04.260	18.352	38.368	19.433	281.538
19.	33'42.825	1'44.036 (13)	27.956	16.801	39.193	20.086	273.645
20.	35'37.568	1'54.743 (24)	32.441	19.965	40.729	21.608	276.226
21.	38'10.796	2'33.228 (26)	31.759	18.114	1'08.366	34.989	128.047
22.	40'57.256	2'46.460 (28)	48.118	31.494	1'05.647	21.201	178.900
23.	42'41.014	1'43.758 (7)	28.765	17.496	37.946	19.551	282.444
24.	44'27.062	1'46.048 (21)	28.560	17.184	40.365	19.939	284.272
25.	46'20.198	1'53.136 (23)	29.121	18.532	44.351	21.132	256.093
26.	49'20.675	3'00.477 (29)	32.947	31.730	1'19.477	36.323	122.853
27.	52'35.333	3'14.658 (30)	51.558	32.860	1'13.540	36.700	102.021
28.	55'13.284	2'37.951 (27)	46.041	27.889	1'03.726	20.295	248.136



23rd




11.9 Sat. 10 Sun.

2024全日本スーパーフォーミュラ選手権 第8戦・第9戦

SUPER FORMULA 決勝 Rd.8

2024 / 11 / 9 :



SUZUKA CIRCUIT

個別ラップ表

Weather :Fine
Track :Dry

Full Course 4-Wheels(5,807m)

Lap	Passing Time	Lap Time		Sec1	Sec2	Sec3	Sec4	km/h
		1'43.549	(3)	29.369	17.115	37.601	19.464	276.226
29.	56'56.833	B 1'41.974	(1)	27.945	16.841	37.704	19.484	279.745
30.	58'38.807	1'43.649	(6)	28.732	17.502	37.944	19.471	281.538
31.	1:00'22.456							

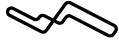


11.9 Sat. 10 Sun.

2024全日本スーパーフォーミュラ選手権 第8戦・第9戦

SUPER FORMULA 決勝 Rd.8

2024 / 11 / 9



SUZUKA CIRCUIT

個別ラップ表

Weather :Fine

Track :Dry

Full Course 4-Wheels(5,807m)

No	53	Best Time	1'42.374	204.204 km/h
Name	Juju	Total Time	1:00'23.563	31 Laps
Team	TGM Grand Prix SF23	Average Lap Time	1'57.070	
Type	HONDA/M-TEC HR-417E	Today's Rank	14 / 21	
		Today's Top Time	1'40.588	207.830 km/h

Lap	Passing Time	Lap Time	Sec1	Sec2	Sec3	Sec4	km/h
			34.173	18.830	38.742	19.693	284.272
1.	1'51.438		28.707	17.391	38.201	19.424	283.355
2.	3'35.161	1'43.723 (8)	28.801	17.397	38.388	19.671	285.195
3.	5'19.418	1'44.257 (11)	28.769	17.446	38.379	19.639	284.272
4.	7'03.651	1'44.233 (10)	28.890	17.446	38.379	19.639	284.272
5.	8'48.763	1'45.112 (19)	28.890	17.536	38.435	20.251	280.639
6.	10'33.756	1'44.993 (17)	29.166	17.595	38.546	19.686	279.745
7.	12'18.310	1'44.554 (12)	28.899	17.644	38.277	19.734	279.745
8.	14'02.336	1'44.026 (9)	28.682	17.436	38.242	19.666	285.195
9.	15'47.449	1'45.113 (20)	29.508	17.447	38.437	19.721	286.124
10.	17'32.069	1'44.620 (13)	28.965	17.378	38.435	19.842	280.639
11.	19'16.978	1'44.909 (16)	29.026	17.533	38.661	19.689	287.059
12.	21'02.029	1'45.051 (18)	29.166	17.573	38.620	19.692	286.124
13.	22'53.205	1'51.176 (23) Pit	29.984	17.940	38.837	24.415	281.538
14.	25'14.115	2'20.910 (25)	1'03.897	18.527	38.699	19.787	278.857
15.	26'56.761	1'42.646 (3)	28.228	16.941	37.945	19.532	277.975
16.	28'39.181	1'42.420 (2)	28.237	16.925	37.746	19.512	277.098
17.	30'21.868	1'42.687 (4)	28.211	16.971	37.837	19.668	277.975
18.	32'04.837	1'42.969 (5)	28.246	17.112	38.032	19.579	278.857
19.	33'51.944	1'47.107 (21)	28.490	16.961	41.452	20.204	277.098
20.	35'39.871	1'47.927 (22)	29.989	18.304	39.138	20.496	277.975
21.	38'12.259	2'32.388 (26)	30.793	18.070	1'07.982	35.543	126.207
22.	40'58.100	2'45.841 (28)	48.946	30.516	1'05.407	20.972	184.151
23.	42'41.492	1'43.392 (7)	28.851	17.409	38.031	19.101	278.857
24.	44'26.331	1'44.839 (15)	28.908	17.298	38.785	19.848	284.272
25.	46'19.425	1'53.094 (24)	29.527	18.304	44.022	21.241	266.182
26.	49'19.918	3'00.493 (29)	33.011	31.762	1'19.186	36.534	144.000
27.	52'33.947	3'14.029 (30)	51.382	32.870	1'13.477	36.300	123.198
28.	55'13.251	2'39.304 (27)	46.283	27.607	1'04.766	20.648	246.050



23rd



11.9 Sat. 10 Sun.

2024全日本スーパーフォーミュラ選手権 第8戦・第9戦

SUPER FORMULA 決勝 Rd.8

2024 / 11 / 9 :

SUZUKA CIRCUIT

個別ラップ表

Weather :Fine

Full Course 4-Wheels(5,807m)

Track :Dry

Lap	Passing Time	Lap Time	Sec1	Sec2	Sec3	Sec4	km/h
		1'44.824 (14)	29.447	17.620	38.130	19.627	278.857
29.	56'58.075	1'43.114 (6)	28.502	17.306	37.826	19.480	283.355
30.	58'41.189	B 1'42.374 (1)	28.738	17.366	38.318	17.952	277.098
31.	1:00'23.563						



23rd



11.9 Sat. 10 Sun.

2024全日本スーパーフォーミュラ選手権 第8戦・第9戦

SUPER FORMULA 決勝 Rd.8

2024 / 11 / 9 :

SUZUKA CIRCUIT
Full Course 4-Wheels(5,807m)

個別ラップ表

Weather :Fine
Track :Dry

No	55	Best Time	1'43.662	201.667 km/h
Name	Hiroki Otsu	Total Time	46'35.201	17 Laps
Team	TGM Grand Prix SF23	Average Lap Time	2'47.767	
Type	HONDA/M-TEC HR-417E	Today's Rank	20 / 21	
		Today's Top Time	1'40.588	207.830 km/h

Lap	Passing Time	Lap Time	Sec1	Sec2	Sec3	Sec4	km/h
			34.218	18.250	38.684	19.776	277.975
1.	1'50.928						
2.	3'34.590	B 1'43.662 (1)	28.676	17.458	37.929	19.599	278.857
3.	5'18.531	1'43.941 (2)	28.672	17.342	38.127	19.800	281.538
4.	7'02.526	1'43.995 (3)	28.702	17.352	38.201	19.740	280.639
5.	8'47.262	1'44.736 (8)	28.952	17.949	38.235	19.600	278.857
6.	10'31.434	1'44.172 (4)	28.739	17.298	38.393	19.742	278.857
7.	12'15.888	1'44.454 (6)	28.864	17.374	38.483	19.733	277.975
8.	14'00.073	1'44.185 (5)	28.957	17.261	38.271	19.696	288.000
9.	15'45.146	1'45.073 (9)	28.899	17.449	38.401	20.324	279.745
10.	17'29.769	1'44.623 (7)	28.757	17.422	38.462	19.982	278.857
11.	19'15.761	1'45.992 (12)	29.940	17.640	38.607	19.805	285.195
12.	21'01.530	1'45.769 (11)	29.926	17.451	38.595	19.797	278.857
13.	22'48.066	1'46.536 (13)	30.231	17.816	38.640	19.849	278.857
14.	24'33.182	1'45.116 (10)	29.071	17.592	38.621	19.832	277.975
15.	26'26.924	1'53.742 (15)	29.134	17.549	41.771	25.288	256.093
16.	44'42.623	Pit 18'15.699 (16)	16'58.476	17.904	39.268	20.051	273.645
17.	46'35.201	1'52.578 (14)	29.445	18.082	39.334	25.717	276.226



11.9 Sat. 10 Sun.

2024全日本スーパーフォーミュラ選手権 第8戦・第9戦

SUPER FORMULA 決勝 Rd.8

2024 / 11 / 9 :

SUZUKA CIRCUIT
Full Course 4-Wheels(5,807m)

個別ラップ表

Weather :Fine
Track :Dry

No	64	Best Time	1'41.430	206.105 km/h
Name	Naoki Yamamoto	Total Time	1:00'18.188	31 Laps
Team	PONOS NAKAJIMA RACING SF23	Average Lap Time	1'57.107	
Type	HONDA/M-TEC HR-417E	Today's Rank	3 / 21	
		Today's Top Time	1'40.588	207.830 km/h

Lap	Passing Time	Lap Time	Sec1	Sec2	Sec3	Sec4	km/h
			30.663	17.164	37.687	19.464	277.975
1.	1'44.978						
2.	3'27.158	1'42.180 (2)	28.069	16.916	37.727	19.468	278.857
3.	5'09.657	1'42.499 (7)	28.061	16.995	38.002	19.441	277.975
4.	6'53.866	1'44.209 (20)	28.418	17.122	38.008	20.661	279.745
5.	8'37.339	1'43.473 (15)	28.591	17.239	38.115	19.528	279.745
6.	10'20.804	1'43.465 (14)	28.466	17.224	38.151	19.624	278.857
7.	12'04.487	1'43.683 (16)	28.518	17.198	38.310	19.657	277.975
8.	13'48.180	1'43.693 (17)	28.611	17.108	38.275	19.699	279.745
9.	15'32.207	1'44.027 (19)	28.701	17.200	38.355	19.771	278.857
10.	17'16.182	1'43.975 (18)	28.716	17.178	38.304	19.777	277.975
11.	19'00.555	1'44.373 (21)	28.537	17.190	38.405	20.241	277.098
12.	20'47.137	1'46.582 (23)	28.614	17.124	37.939	22.905	284.272
		Pit					
13.	23'05.419	2'18.282 (25)	1'03.044	17.950	37.952	19.336	277.975
14.	24'46.849	B 1'41.430 (1)	27.879	16.623	37.494	19.434	280.639
15.	26'29.300	1'42.451 (5)	28.067	17.058	37.807	19.519	281.538
16.	28'11.755	1'42.455 (6)	28.112	16.965	37.919	19.459	279.745
17.	29'53.945	1'42.190 (3)	28.161	16.979	37.712	19.338	288.000
18.	31'36.682	1'42.737 (9)	28.259	17.035	37.878	19.565	278.857
19.	33'19.613	1'42.931 (11)	28.318	17.025	37.989	19.599	279.745
20.	35'04.797	1'45.184 (22)	29.689	17.692	38.080	19.723	277.098
21.	38'00.973	2'56.176 (28)	38.334	32.311	1'09.694	35.837	161.471
22.	40'53.464	2'52.491 (27)	50.967	30.093	1'09.067	22.364	99.592
23.	42'36.798	1'43.334 (13)	28.829	17.109	37.900	19.496	278.857
24.	44'19.468	1'42.670 (8)	28.436	17.019	37.759	19.456	288.947
25.	46'07.423	1'47.955 (24)	28.797	17.071	41.641	20.446	249.545
26.	49'15.414	3'07.991 (29)	40.336	32.688	1'18.036	36.931	166.364
27.	52'29.046	3'13.632 (30)	51.917	32.320	1'12.174	37.221	157.702
28.	55'09.774	2'40.728 (26)	45.537	28.478	1'06.497	20.216	229.948



23rd



11.9 Sat. 10 Sun.

2024全日本スーパーフォーミュラ選手権 第8戦・第9戦

SUPER FORMULA 決勝 Rd.8

2024 / 11 / 9 :

SUZUKA CIRCUIT
Full Course 4-Wheels(5,807m)

個別ラップ表

Weather :Fine
Track :Dry

Lap	Passing Time	Lap Time	Sec1	Sec2	Sec3	Sec4	km/h
		1'43.326 (12)	28.901	17.022	37.891	19.512	277.098
29.	56'53.100	1'42.763 (10)	28.465	16.978	37.906	19.414	277.975
30.	58'35.863	1'42.325 (4)	28.454	17.017	37.427	19.427	288.947
31.	1:00'18.188						



23rd



11.9 Sat. 10 Sun.

2024全日本スーパーフォーミュラ選手権 第8戦・第9戦

SUPER FORMULA 決勝 Rd.8

2024 / 11 / 9 :



SUZUKA CIRCUIT

個別ラップ表

Weather :Fine

Track :Dry

Full Course 4-Wheels(5,807m)

No	65	Best Time	1'42.018	204.917 km/h
Name	Ren Sato	Total Time	18'54.272	11 Laps
Team	PONOS NAKAJIMA RACING SF23	Average Lap Time	1'43.162	
Type	HONDA/M-TEC HR-417E	Today's Rank	11 / 21	
		Today's Top Time	1'40.588	207.830 km/h

Lap	Passing Time	Lap Time	Sec1	Sec2	Sec3	Sec4	km/h
			29.114	16.923	37.255	19.360	277.975
1.	1'42.652	B 1'42.018 (1)	28.032	17.028	37.435	19.523	276.226
2.	3'24.670	1'42.161 (2)	28.050	16.959	37.716	19.436	277.975
3.	5'06.831	1'42.415 (3)	28.244	16.990	37.681	19.500	276.226
4.	6'49.246	1'42.531 (4)	28.239	17.037	37.748	19.507	279.745
5.	8'31.777	1'42.741 (5)	28.236	17.023	37.868	19.614	279.745
6.	10'14.518	1'43.351 (8)	28.387	17.129	38.158	19.677	277.098
7.	11'57.869	1'43.140 (6)	28.486	16.964	38.020	19.670	281.538
8.	13'41.009	1'43.269 (7)	28.538	17.146	38.016	19.569	284.272
9.	15'24.278	1'43.445 (9)	28.570	17.102	38.051	19.722	278.857
10.	17'07.723	1'46.549 (10)	28.709	17.119	38.024	22.697	284.272
11.	18'54.272	Pit					