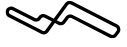


SUPER GT 公式予選 Q2 GT300 L15

2024 / 12 / 7 :



SUZUKA CIRCUIT

個別ラップ表

Weather :Sunny

Full Course 4-Wheels(5,807m)

Track :Dry

No	7	Best Time	1'57.994	177.172 km/h
Name	Seiji/Niklas/Bruno	Total Time	21'07.414	6 Laps
Team	Studie BMW M4	Average Lap Time	2'04.258	
Type	BMW M4 GT3	Today's Rank	8 / 13	
		Today's Top Time	1'55.285	181.335 km/h

No	7 (Driver1)	Best Time		km/h
Name	Seiji Ara	Total Time		Laps
Team	Studie BMW M4	Average Lap Time		
Type	BMW M4 GT3	Today's Rank		
		Today's Top Time	1'55.285	181.335 km/h

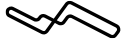
No	7 (Driver2)	Best Time	1'57.994	177.172 km/h
Name	Niklas Krutten	Total Time	21'07.414	6 Laps
Team	Studie BMW M4	Average Lap Time	2'04.258	
Type	BMW M4 GT3	Today's Rank	8 / 24	
		Today's Top Time	1'55.285	181.335 km/h

No	7 (Driver3)	Best Time		km/h
Name	Bruno Spengler	Total Time		Laps
Team	Studie BMW M4	Average Lap Time		
Type	BMW M4 GT3	Today's Rank		
		Today's Top Time	1'55.285	181.335 km/h

Lap	Passing Time	Lap Time	Sec1	Sec2	Sec3	Sec4	km/h	Driver No
				26.708	50.828	24.277	216.355	2
1.	10'46.120							
		2'10.706 (5)	37.297	22.160	47.618	23.631	212.174	2
2.	12'56.826							
		2'05.796 (4)	35.416	21.968	45.458	22.954	223.511	2
3.	15'02.622							
		2'02.930 (2)	34.134	20.898	44.349	23.549	246.050	2
4.	17'05.552							
		B 1'57.994 (1)	32.605	20.091	43.467	21.831	250.971	2
5.	19'03.546							
		2'03.868 (3)	32.997	20.010	43.926	26.935	249.545	2
6.	21'07.414 Pit							

SUPER GT 公式予選 Q2 GT300 L15

2024 / 12 / 7 :



SUZUKA CIRCUIT

個別ラップ表

Weather :Sunny

Full Course 4-Wheels(5,807m)

Track :Dry

No	9	Best Time	1'58.720	176.088 km/h
Name	Ryohei/Yusuke/Yuta	Total Time	22'25.698	7 Laps
Team	PACIFIC VSPO NAC AMG	Average Lap Time	2'07.666	
Type	Mercedes AMG GT3	Today's Rank	10 / 13	
		Today's Top Time	1'55.285	181.335 km/h

No	9 (Driver1)	Best Time	1'58.720	176.088 km/h
Name	Ryohei Sakaguchi	Total Time	22'25.698	7 Laps
Team	PACIFIC VSPO NAC AMG	Average Lap Time	2'07.666	
Type	Mercedes AMG GT3	Today's Rank	10 / 24	
		Today's Top Time	1'55.285	181.335 km/h

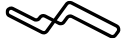
No	9 (Driver2)	Best Time		km/h
Name	Yusuke Tomibayashi	Total Time		Laps
Team	PACIFIC VSPO NAC AMG	Average Lap Time		
Type	Mercedes AMG GT3	Today's Rank		
		Today's Top Time	1'55.285	181.335 km/h

No	9 (Driver3)	Best Time		km/h
Name	Yuta Fujiwara	Total Time		Laps
Team	PACIFIC VSPO NAC AMG	Average Lap Time		
Type	Mercedes AMG GT3	Today's Rank		
		Today's Top Time	1'55.285	181.335 km/h

Lap	Passing Time	Lap Time	Sec1	Sec2	Sec3	Sec4	km/h	Driver No
				26.958	51.097	25.265	239.346	1
1.	9'39.702							
		2'15.332 (5)	37.860	23.345	49.007	25.120	231.768	1
2.	11'55.034							
		2'12.491 (4)	36.726	23.336	47.825	24.604	240.000	1
3.	14'07.525							
		2'20.716 (6)	39.457	23.235	51.049	26.975	102.140	1
4.	16'28.241							
		1'59.946 (3)	33.775	20.302	43.957	21.912	246.050	1
5.	18'28.187							
		1'58.791 (2)	32.943	20.096	43.976	21.776	247.437	1
6.	20'26.978							
		B 1'58.720 (1)	32.958	20.112	43.938	21.712	245.363	1
7.	22'25.698							

SUPER GT 公式予選 Q2 GT300 L15

2024 / 12 / 7 :



SUZUKA CIRCUIT

個別ラップ表

Weather :Sunny

Full Course 4-Wheels(5,807m)

Track :Dry

No	18	Best Time	1'57.009	178.663 km/h
Name	Takashi/Syun/Yusuke	Total Time	21'03.740	6 Laps
Team	UPGARAGE NSX GT3	Average Lap Time	2'06.772	
Type	Honda NSX GT3	Today's Rank	5 / 13	
		Today's Top Time	1'55.285	181.335 km/h

No	18 (Driver1)	Best Time		km/h
Name	Takashi Kobayashi	Total Time		Laps
Team	UPGARAGE NSX GT3	Average Lap Time		
Type	Honda NSX GT3	Today's Rank		
		Today's Top Time	1'55.285	181.335 km/h

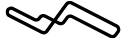
No	18 (Driver2)	Best Time	1'57.009	178.663 km/h
Name	Syun Koide	Total Time	21'03.740	6 Laps
Team	UPGARAGE NSX GT3	Average Lap Time	2'06.772	
Type	Honda NSX GT3	Today's Rank	5 / 24	
		Today's Top Time	1'55.285	181.335 km/h

No	18 (Driver3)	Best Time		km/h
Name	Yusuke Mitsui	Total Time		Laps
Team	UPGARAGE NSX GT3	Average Lap Time		
Type	Honda NSX GT3	Today's Rank		
		Today's Top Time	1'55.285	181.335 km/h

Lap	Passing Time	Lap Time	Sec1	Sec2	Sec3	Sec4	km/h	Driver No
				33.232	1'01.067	30.867	204.755	2
1.	10'29.879							
		2'23.028 (5)	42.347	24.890	50.422	25.369	240.658	2
2.	12'52.907							
		2'09.301 (4)	37.224	22.037	45.744	24.296	241.319	2
3.	15'02.208							
		2'07.427 (3)	36.178	20.630	46.740	23.879	178.537	2
4.	17'09.635							
		B 1'57.009 (1)	32.447	19.676	43.102	21.784	249.545	2
5.	19'06.644							
		1'57.096 (2)	32.391	19.660	43.302	21.743	248.839	2
6.	21'03.740							

SUPER GT 公式予選 Q2 GT300 L15

2024 / 12 / 7 :



SUZUKA CIRCUIT

個別ラップ表

Weather :Sunny

Full Course 4-Wheels(5,807m)

Track :Dry

No	20	Best Time	1'56.706	179.127 km/h
Name	Katsuyuki/Eijiro	Total Time	21'22.280	6 Laps
Team	SHADE RACING GR86 GT	Average Lap Time	2'05.197	
Type	TOYOTA GR86	Today's Rank	4 / 13	
		Today's Top Time	1'55.285	181.335 km/h

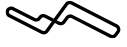
No	20 (Driver1)	Best Time		km/h
Name	Katsuyuki Hiranaka	Total Time		Laps
Team	SHADE RACING GR86 GT	Average Lap Time		
Type	TOYOTA GR86	Today's Rank		
		Today's Top Time	1'55.285	181.335 km/h

No	20 (Driver2)	Best Time	1'56.706	179.127 km/h
Name	Eijiro Shimizu	Total Time	21'22.280	6 Laps
Team	SHADE RACING GR86 GT	Average Lap Time	2'05.197	
Type	TOYOTA GR86	Today's Rank	4 / 24	
		Today's Top Time	1'55.285	181.335 km/h

Lap	Passing Time	Lap Time	Sec1	Sec2	Sec3	Sec4	km/h	Driver No
				26.707	50.554	26.152	238.049	2
1.	10'56.295							
		2'09.672 (4)	37.130	22.547	46.656	23.339	243.324	2
2.	13'05.967							
		2'04.120 (3)	35.794	20.983	45.114	22.229	244.000	2
3.	15'10.087							
		B 1'56.706 (1)	32.187	19.624	43.315	21.580	247.437	2
4.	17'06.793							
		2'04.037 (2)	32.511	20.488	48.322	22.716	231.158	2
5.	19'10.830							
		2'11.450 (5)	32.592	19.969	44.255	34.634	244.680	2
6.	21'22.280 Pit							

SUPER GT 公式予選 Q2 GT300 L15

2024 / 12 / 7 :



SUZUKA CIRCUIT

個別ラップ表

Weather :Sunny

Full Course 4-Wheels(5,807m)

Track :Dry

No	25	Best Time	1'57.805	177.456 km/h
Name	Togo/Takamitsu/Kimiya	Total Time	22'42.254	6 Laps
Team	HOPPY Schatz GR Supra GT	Average Lap Time	2'08.744	
Type	TOYOTA GR Supra	Today's Rank	7 / 13	
		Today's Top Time	1'55.285	181.335 km/h

No	25 (Driver1)	Best Time		km/h
Name	Togo Suganami	Total Time		Laps
Team	HOPPY Schatz GR Supra GT	Average Lap Time		
Type	TOYOTA GR Supra	Today's Rank		
		Today's Top Time	1'55.285	181.335 km/h

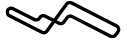
No	25 (Driver2)	Best Time	1'57.805	177.456 km/h
Name	Takamitsu Matsui	Total Time	22'42.254	6 Laps
Team	HOPPY Schatz GR Supra GT	Average Lap Time	2'08.744	
Type	TOYOTA GR Supra	Today's Rank	7 / 24	
		Today's Top Time	1'55.285	181.335 km/h

No	25 (Driver3)	Best Time		km/h
Name	Kimiya Sato	Total Time		Laps
Team	HOPPY Schatz GR Supra GT	Average Lap Time		
Type	TOYOTA GR Supra	Today's Rank		
		Today's Top Time	1'55.285	181.335 km/h

Lap	Passing Time	Lap Time	Sec1	Sec2	Sec3	Sec4	km/h	Driver No
				35.811	1'04.270	30.467	224.655	2
1.	11'58.532							
2.	14'22.840	2'24.308 (5)	42.399	26.000	50.580	25.329	240.658	2
3.	16'30.405	2'07.565 (3)	35.218	23.439	45.485	23.423	244.000	2
4.	18'33.861	2'03.456 (2)	32.688	19.894	48.370	22.504	231.158	2
5.	20'31.666	B 1'57.805 (1)	32.371	19.761	43.975	21.698	246.742	2
6.	22'42.254 Pit	2'10.588 (4)	32.434	20.035	47.037	31.082	238.049	2

SUPER GT 公式予選 Q2 GT300 L15

2024 / 12 / 7 :



SUZUKA CIRCUIT

個別ラップ表

Weather :Sunny

Full Course 4-Wheels(5,807m)

Track :Dry

No	45	Best Time	1'58.968	175.721 km/h
Name	Kei/Lilou	Total Time	21'52.602	6 Laps
Team	PONOS FERRARI 296	Average Lap Time	2'02.594	
Type	FERRARI 296 GT3	Today's Rank	11 / 13	
		Today's Top Time	1'55.285	181.335 km/h

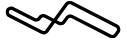
No	45 (Driver1)	Best Time		km/h
Name	Kei Cozzolino	Total Time		Laps
Team	PONOS FERRARI 296	Average Lap Time		
Type	FERRARI 296 GT3	Today's Rank		
		Today's Top Time	1'55.285	181.335 km/h

No	45 (Driver2)	Best Time	1'58.968	175.721 km/h
Name	Lilou Wadoux	Total Time	21'52.602	6 Laps
Team	PONOS FERRARI 296	Average Lap Time	2'02.594	
Type	FERRARI 296 GT3	Today's Rank	11 / 24	
		Today's Top Time	1'55.285	181.335 km/h

Lap	Passing Time	Lap Time	Sec1	Sec2	Sec3	Sec4	km/h	Driver No
				27.261	48.619	23.890	248.839	2
1.	11'45.001							
2.	13'47.918	2'02.917 (3)	35.373	20.777	44.314	22.453	250.971	2
3.	15'45.142	(1'57.224)	32.696	19.579	43.385	21.564	252.414	2
4.	17'45.403	2'00.261 (2)	33.164	20.759	44.579	21.759	251.691	2
5.	19'44.371	B 1'58.968 (1)	33.202	20.148	43.630	21.988	252.414	2
6.	21'52.602 Pit	2'08.231 (4)	33.592	21.293	44.950	28.396	249.545	2

SUPER GT 公式予選 Q2 GT300 L15

2024 / 12 / 7 :



SUZUKA CIRCUIT

個別ラップ表

Weather :Sunny

Full Course 4-Wheels(5,807m)

Track :Dry

No	48	Best Time	2'02.118	171.189 km/h
Name	Taiyo/Takumi/Takashi	Total Time	22'55.489	7 Laps
Team	Datsumou K's Frontier GO&FUN NEKONEKO	Average Lap Time	2'08.148	
Type	NISSAN GT-R NISMO GT3	Today's Rank	12 / 13	
		Today's Top Time	1'55.285	181.335 km/h

No	48 (Driver1)	Best Time	2'02.118	171.189 km/h
Name	Taiyo Ida	Total Time	22'55.489	7 Laps
Team	Datsumou K's Frontier GO&FUN NEKONEKO	Average Lap Time	2'08.148	
Type	NISSAN GT-R NISMO GT3	Today's Rank	12 / 24	
		Today's Top Time	1'55.285	181.335 km/h

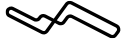
No	48 (Driver2)	Best Time		km/h
Name	Takumi Sanada	Total Time		Laps
Team	Datsumou K's Frontier GO&FUN NEKONEKO	Average Lap Time		
Type	NISSAN GT-R NISMO GT3	Today's Rank		
		Today's Top Time	1'55.285	181.335 km/h

No	48 (Driver3)	Best Time		km/h
Name	Takashi Ito	Total Time		Laps
Team	Datsumou K's Frontier GO&FUN NEKONEKO	Average Lap Time		
Type	NISSAN GT-R NISMO GT3	Today's Rank		
		Today's Top Time	1'55.285	181.335 km/h

Lap	Passing Time	Lap Time	Sec1	Sec2	Sec3	Sec4	km/h	Driver No
				29.110	57.758	28.701	216.889	1
1.	10'06.597							
		2'17.089 (5)	38.960	24.023	49.391	24.715	244.000	1
2.	12'23.686							
		2'06.243 (4)	35.615	21.540	45.837	23.251	246.050	1
3.	14'29.929							
		2'03.588 (3)	34.364	21.231	45.103	22.890	246.050	1
4.	16'33.517							
		B 2'02.118 (1)	33.892	20.819	44.699	22.708	246.050	1
5.	18'35.635							
		2'02.305 (2)	34.058	20.958	44.600	22.689	246.050	1
6.	20'37.940							
		2'17.549 (6)	35.930	23.356	46.426	31.837	244.000	1
7.	22'55.489 Pit							

SUPER GT 公式予選 Q2 GT300 L15

2024 / 12 / 7 :



SUZUKA CIRCUIT

個別ラップ表

Weather :Sunny

Full Course 4-Wheels(5,807m)

Track :Dry

No	50	Best Time	1'56.312	179.734 km/h
Name	Igor/Yuga	Total Time	21'44.771	7 Laps
Team	ANEST IWATA Racing RC F GT3	Average Lap Time	2'03.104	
Type	LEXUS RC F GT3	Today's Rank	2 / 13	
		Today's Top Time	1'55.285	181.335 km/h

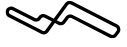
No	50 (Driver1)	Best Time		km/h
Name	Igor Omura Fraga	Total Time		Laps
Team	ANEST IWATA Racing RC F GT3	Average Lap Time		
Type	LEXUS RC F GT3	Today's Rank		
		Today's Top Time	1'55.285	181.335 km/h

No	50 (Driver2)	Best Time	1'56.312	179.734 km/h
Name	Yuga Furutani	Total Time	21'44.771	7 Laps
Team	ANEST IWATA Racing RC F GT3	Average Lap Time	2'03.104	
Type	LEXUS RC F GT3	Today's Rank	2 / 24	
		Today's Top Time	1'55.285	181.335 km/h

Lap	Passing Time	Lap Time	Sec1	Sec2	Sec3	Sec4	km/h	Driver No
				24.767	49.288	25.031	242.652	2
1.	9'31.320							
2.	11'40.272	2'08.952 (5)	36.420	22.113	47.079	23.340	244.000	2
3.	13'43.880	2'03.608 (3)	34.309	21.342	45.482	22.475	245.363	2
4.	15'41.811	(1'57.931)	32.060	19.377	44.071	22.423	248.136	2
5.	17'38.123	B 1'56.312 (1)	31.936	19.574	43.270	21.532	248.136	2
6.	19'36.042	1'57.919 (2)	32.552	19.915	43.682	21.770	250.256	2
7.	21'44.771 Pit	2'08.729 (4)	33.693	20.830	44.547	29.659	248.136	2

SUPER GT 公式予選 Q2 GT300 L15

2024 / 12 / 7 :



SUZUKA CIRCUIT

個別ラップ表

Weather :Sunny

Full Course 4-Wheels(5,807m)

Track :Dry

No	60	Best Time	1'56.500	179.444 km/h
Name	Hiroki/Shunsuke/Reimei	Total Time	20'43.165	6 Laps
Team	Syntium LMcorsa GR Supra GT	Average Lap Time	2'07.593	
Type	TOYOTA GR Supra	Today's Rank	3 / 13	
		Today's Top Time	1'55.285	181.335 km/h

No	60 (Driver1)	Best Time		km/h
Name	Hiroki Yoshimoto	Total Time		Laps
Team	Syntium LMcorsa GR Supra GT	Average Lap Time		
Type	TOYOTA GR Supra	Today's Rank		
		Today's Top Time	1'55.285	181.335 km/h

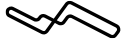
No	60 (Driver2)	Best Time		km/h
Name	Shunsuke Kohno	Total Time		Laps
Team	Syntium LMcorsa GR Supra GT	Average Lap Time		
Type	TOYOTA GR Supra	Today's Rank		
		Today's Top Time	1'55.285	181.335 km/h

No	60 (Driver3)	Best Time	1'56.500	179.444 km/h
Name	Reimei Ito	Total Time	20'43.165	6 Laps
Team	Syntium LMcorsa GR Supra GT	Average Lap Time	2'07.593	
Type	TOYOTA GR Supra	Today's Rank	3 / 24	
		Today's Top Time	1'55.285	181.335 km/h

Lap	Passing Time	Lap Time	Sec1	Sec2	Sec3	Sec4	km/h	Driver No
				25.827	50.131	25.998	237.405	3
1.	10'05.199							
		2'11.677 (4)	37.576	23.251	46.943	23.907	238.049	3
2.	12'16.876							
		2'11.088 (3)	37.348	23.303	47.552	22.885	237.405	3
3.	14'27.964							
		B 1'56.500 (1)	32.096	19.539	43.359	21.506	244.000	3
4.	16'24.464							
		1'57.154 (2)	32.271	19.512	43.739	21.632	243.324	3
5.	18'21.618							
		2'21.547 (5)	34.585	22.050	50.367	34.545	140.544	3
6.	20'43.165	Pit						

SUPER GT 公式予選 Q2 GT300 L15

2024 / 12 / 7 :



SUZUKA CIRCUIT

個別ラップ表

Weather :Sunny

Full Course 4-Wheels(5,807m)

Track :Dry

No	62	Best Time	1'58.368	176.612 km/h
Name	Kohei/Yuya/Reiji	Total Time	20'33.033	6 Laps
Team	HELM MOTORSPORTS GT-R	Average Lap Time	2'09.019	
Type	NISSAN GT-R NISMO GT3	Today's Rank	9 / 13	
		Today's Top Time	1'55.285	181.335 km/h

No	62 (Driver1)	Best Time		km/h
Name	Kohei Hirate	Total Time		Laps
Team	HELM MOTORSPORTS GT-R	Average Lap Time		
Type	NISSAN GT-R NISMO GT3	Today's Rank		
		Today's Top Time	1'55.285	181.335 km/h

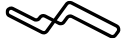
No	62 (Driver2)	Best Time	1'58.368	176.612 km/h
Name	Yuya Hiraki	Total Time	20'33.033	6 Laps
Team	HELM MOTORSPORTS GT-R	Average Lap Time	2'09.019	
Type	NISSAN GT-R NISMO GT3	Today's Rank	9 / 24	
		Today's Top Time	1'55.285	181.335 km/h

No	62 (Driver3)	Best Time		km/h
Name	Reiji Hiraki	Total Time		Laps
Team	HELM MOTORSPORTS GT-R	Average Lap Time		
Type	NISSAN GT-R NISMO GT3	Today's Rank		
		Today's Top Time	1'55.285	181.335 km/h

Lap	Passing Time	Lap Time	Sec1	Sec2	Sec3	Sec4	km/h	Driver No
				28.872	52.406	25.648	240.658	2
1.	9'47.937							
		2'13.245 (3)	38.365	23.657	46.840	24.383	233.617	2
2.	12'01.182							
		2'15.744 (4)	37.223	22.752	51.940	23.829	237.405	2
3.	14'16.926							
		B 1'58.368 (1)	33.034	20.010	43.545	21.779	247.437	2
4.	16'15.294							
		1'58.472 (2)	32.912	20.097	43.664	21.799	246.742	2
5.	18'13.766							
		2'19.267 (5)	36.403	23.168	47.706	31.990	241.983	2
6.	20'33.033 Pit							

SUPER GT 公式予選 Q2 GT300 L15

2024 / 12 / 7 :



SUZUKA CIRCUIT

個別ラップ表

Weather :Sunny

Full Course 4-Wheels(5,807m)

Track :Dry

No	96	Best Time	1'55.285	181.335 km/h
Name	Morio/Shinichi	Total Time	19'32.961	5 Laps
Team	K-tunes RC F GT3	Average Lap Time	2'03.944	
Type	LEXUS RC F GT3	Today's Rank	1 / 13	
		Today's Top Time	1'55.285	181.335 km/h

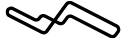
No	96 (Driver1)	Best Time		km/h
Name	Morio Nitta	Total Time		Laps
Team	K-tunes RC F GT3	Average Lap Time		
Type	LEXUS RC F GT3	Today's Rank		
		Today's Top Time	1'55.285	181.335 km/h

No	96 (Driver2)	Best Time	1'55.285	181.335 km/h
Name	Shinichi Takagi	Total Time	19'32.961	5 Laps
Team	K-tunes RC F GT3	Average Lap Time	2'03.944	
Type	LEXUS RC F GT3	Today's Rank	1 / 24	
		Today's Top Time	1'55.285	181.335 km/h

Lap	Passing Time	Lap Time	Sec1	Sec2	Sec3	Sec4	km/h	Driver No
				25.298	49.990	25.361	235.496	2
1.	11'05.071							
		2'11.463 (3)	37.287	23.023	46.961	24.192	238.696	2
2.	13'16.534							
		2'05.086 (2)	35.404	21.441	45.623	22.618	236.129	2
3.	15'21.620							
		B 1'55.285 (1)	31.910	19.289	42.828	21.258	252.414	2
4.	17'16.905							
		(2'16.056)	31.999	20.402	47.464	36.191	234.240	2
5.	19'32.961 Pit							

SUPER GT 公式予選 Q2 GT300 L15

2024 / 12 / 7 :



SUZUKA CIRCUIT

個別ラップ表

Weather :Sunny

Full Course 4-Wheels(5,807m)

Track :Dry

No	360	Best Time	1'57.654	177.684 km/h
Name	Takuya/Rin/Atsushi	Total Time	22'19.070	7 Laps
Team	RUNUP RIVAUX GT-R	Average Lap Time	2'05.147	
Type	NISSAN GT-R NISMO GT3	Today's Rank	6 / 13	
		Today's Top Time	1'55.285	181.335 km/h

No	360 (Driver1)	Best Time		km/h
Name	Takuya Otaki	Total Time		Laps
Team	RUNUP RIVAUX GT-R	Average Lap Time		
Type	NISSAN GT-R NISMO GT3	Today's Rank		
		Today's Top Time	1'55.285	181.335 km/h

No	360 (Driver2)	Best Time	1'57.654	177.684 km/h
Name	Rin Arakawa	Total Time	22'19.070	7 Laps
Team	RUNUP RIVAUX GT-R	Average Lap Time	2'05.147	
Type	NISSAN GT-R NISMO GT3	Today's Rank	6 / 24	
		Today's Top Time	1'55.285	181.335 km/h

No	360 (Driver3)	Best Time		km/h
Name	Atsushi Tanaka	Total Time		Laps
Team	RUNUP RIVAUX GT-R	Average Lap Time		
Type	NISSAN GT-R NISMO GT3	Today's Rank		
		Today's Top Time	1'55.285	181.335 km/h

Lap	Passing Time	Lap Time	Sec1	Sec2	Sec3	Sec4	km/h	Driver No
				26.813	55.189	26.012	241.983	2
1.	9'55.547							
2.	12'07.629	2'12.082 (4)	37.744	22.278	48.257	23.803	244.000	2
3.	14'13.171	2'05.542 (3)	35.212	21.699	45.196	23.435	244.680	2
4.	16'10.825	B 1'57.654 (1)	32.626	20.017	43.216	21.795	245.363	2
		(1'57.787)	32.704	19.871	43.497	21.715	246.050	2
5.	18'08.612	1'58.269 (2)	32.717	19.998	43.707	21.847	245.363	2
6.	20'06.881	2'12.189 (5)	32.883	20.368	44.099	34.839	244.680	2
7.	22'19.070 Pit							