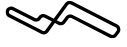


SUPER GT 公式予選 Q2 GT300 U14

2024 / 12 / 7 :



SUZUKA CIRCUIT

個別ラップ表

Weather :Sunny

Full Course 4-Wheels(5,807m)

Track :Dry

No	2	Best Time	1'55.326	181.270 km/h
Name	Yuui/Hibiki	Total Time	16'10.520	7 Laps
Team	muta Racing GR86 GT	Average Lap Time	2'07.077	
Type	TOYOTA GR86	Today's Rank	5 / 14	
		Today's Top Time	1'55.092	181.639 km/h

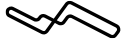
No	2 (Driver1)	Best Time	1'55.326	181.270 km/h
Name	Yuui Tsutsumi	Total Time	16'10.520	7 Laps
Team	muta Racing GR86 GT	Average Lap Time	2'07.077	
Type	TOYOTA GR86	Today's Rank	5 / 21	
		Today's Top Time	1'55.092	181.639 km/h

No	2 (Driver2)	Best Time		km/h
Name	Hibiki Taira	Total Time		Laps
Team	muta Racing GR86 GT	Average Lap Time		
Type	TOYOTA GR86	Today's Rank		
		Today's Top Time	1'55.092	181.639 km/h

Lap	Passing Time	Lap Time	Sec1	Sec2	Sec3	Sec4	km/h	Driver No
				30.550	55.662	30.946	220.704	1
1.	3'39.058							
2.	5'57.783	2'18.725 (5)	41.655	23.509	48.875	24.686	240.658	1
3.	8'04.209	2'06.426 (3)	35.490	21.424	46.052	23.460	240.658	1
4.	10'10.211	2'06.002 (2)	34.714	20.946	46.310	24.032	242.652	1
5.	12'06.288	(1'56.077)	32.085	19.427	43.028	21.537	248.136	1
6.	14'01.614	B 1'55.326 (1)	31.689	19.189	43.130	21.318	247.437	1
7.	16'10.520 Pit	2'08.906 (4)	31.842	19.370	43.250	34.444	246.050	1

SUPER GT 公式予選 Q2 GT300 U14

2024 / 12 / 7 :



SUZUKA CIRCUIT

個別ラップ表

Weather :Sunny

Full Course 4-Wheels(5,807m)

Track :Dry

No	4	Best Time	1'56.383	179.624 km/h
Name	Nobuteru/Tatsuya	Total Time	15'48.194	7 Laps
Team	GOODSMILE HATSUNE MIKU AMG	Average Lap Time	2'06.509	
Type	Mercedes AMG GT3	Today's Rank	9 / 14	
		Today's Top Time	1'55.092	181.639 km/h

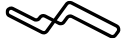
No	4 (Driver1)	Best Time	1'56.383	179.624 km/h
Name	Nobuteru Taniguchi	Total Time	15'48.194	7 Laps
Team	GOODSMILE HATSUNE MIKU AMG	Average Lap Time	2'06.509	
Type	Mercedes AMG GT3	Today's Rank	9 / 21	
		Today's Top Time	1'55.092	181.639 km/h

No	4 (Driver2)	Best Time		km/h
Name	Tatsuya Kataoka	Total Time		Laps
Team	GOODSMILE HATSUNE MIKU AMG	Average Lap Time		
Type	Mercedes AMG GT3	Today's Rank		
		Today's Top Time	1'55.092	181.639 km/h

Lap	Passing Time	Lap Time	Sec1	Sec2	Sec3	Sec4	km/h	Driver No
				30.048	57.859	28.666	236.129	1
1.	3'09.136							
2.	5'31.370	2'22.234 (6)	42.654	25.141	49.105	25.334	241.983	1
3.	7'38.790	2'07.420 (4)	36.096	21.553	45.493	24.278	244.000	1
4.	9'40.968	2'02.178 (3)	34.120	20.867	44.565	22.626	229.948	1
5.	11'38.540	1'57.572 (2)	32.656	20.024	43.187	21.705	245.363	1
6.	13'34.923	B 1'56.383 (1)	32.322	19.657	43.165	21.239	248.136	1
7.	15'48.194 Pit	2'13.271 (5)	33.874	20.438	46.245	32.714	118.223	1

SUPER GT 公式予選 Q2 GT300 U14

2024 / 12 / 7 :



SUZUKA CIRCUIT

個別ラップ表

Weather :Sunny

Full Course 4-Wheels(5,807m)

Track :Dry

No	5	Best Time	1'57.248	178.299 km/h
Name	Yusuke/Kiyoto	Total Time	16'22.169	7 Laps
Team	MACHSYAKEN AIR BUSTER MC86 MACH GO	Average Lap Time	2'09.530	
Type	TOYOTA 86 MC	Today's Rank	13 / 14	
		Today's Top Time	1'55.092	181.639 km/h

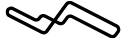
No	5 (Driver1)	Best Time	1'57.248	178.299 km/h
Name	Yusuke Shiotsu	Total Time	16'22.169	7 Laps
Team	MACHSYAKEN AIR BUSTER MC86 MACH GO	Average Lap Time	2'09.530	
Type	TOYOTA 86 MC	Today's Rank	13 / 21	
		Today's Top Time	1'55.092	181.639 km/h

No	5 (Driver2)	Best Time		km/h
Name	Kiyoto Fujinami	Total Time		Laps
Team	MACHSYAKEN AIR BUSTER MC86 MACH GO	Average Lap Time		
Type	TOYOTA 86 MC	Today's Rank		
		Today's Top Time	1'55.092	181.639 km/h

Lap	Passing Time	Lap Time	Sec1	Sec2	Sec3	Sec4	km/h	Driver No
				35.607	1'07.069	31.858	220.704	1
1.	3'24.986							
		2'36.977 (6)	44.276	28.255	56.086	28.360	232.381	1
2.	6'01.963							
		2'17.560 (5)	39.420	24.699	48.619	24.822	244.680	1
3.	8'19.523							
		2'07.431 (4)	36.512	21.710	45.694	23.515	246.050	1
4.	10'26.954							
		1'59.796 (3)	33.610	20.347	43.852	21.987	248.839	1
5.	12'26.750							
		1'58.171 (2)	32.581	19.779	43.490	22.321	249.545	1
6.	14'24.921							
		B 1'57.248 (1)	32.537	19.729	43.337	21.645	247.437	1
7.	16'22.169							

SUPER GT 公式予選 Q2 GT300 U14

2024 / 12 / 7 :



SUZUKA CIRCUIT

個別ラップ表

Weather :Sunny

Full Course 4-Wheels(5,807m)

Track :Dry

No	6	Best Time	1'56.586	179.311 km/h
Name	Yoshiaki/Roberto	Total Time	15'06.080	5 Laps
Team	UNI-ROBO BLUEGRASS FERRARI	Average Lap Time	2'05.296	
Type	FERRARI 296 GT3	Today's Rank	12 / 14	
		Today's Top Time	1'55.092	181.639 km/h

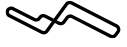
No	6 (Driver1)	Best Time	1'56.586	179.311 km/h
Name	Yoshiaki Katayama	Total Time	15'06.080	5 Laps
Team	UNI-ROBO BLUEGRASS FERRARI	Average Lap Time	2'05.296	
Type	FERRARI 296 GT3	Today's Rank	12 / 21	
		Today's Top Time	1'55.092	181.639 km/h

No	6 (Driver2)	Best Time		km/h
Name	Roberto Merhi Muntan	Total Time		Laps
Team	UNI-ROBO BLUEGRASS FERRARI	Average Lap Time		
Type	FERRARI 296 GT3	Today's Rank		
		Today's Top Time	1'55.092	181.639 km/h

Lap	Passing Time	Lap Time	Sec1	Sec2	Sec3	Sec4	km/h	Driver No
				31.063	1'03.025	28.058	189.719	1
1.	6'52.968							
		2'16.535 (3)	37.631	22.791	51.815	24.298	192.632	1
2.	9'09.503							
		2'02.769 (2)	34.824	21.341	44.452	22.152	247.437	1
3.	11'12.272							
		B 1'56.586 (1)	32.284	19.716	43.130	21.456	250.256	1
4.	13'08.858							
		(1'57.222)	32.469	19.872	43.405	21.476	250.971	1
5.	15'06.080							

SUPER GT 公式予選 Q2 GT300 U14

2024 / 12 / 7 :



SUZUKA CIRCUIT

個別ラップ表

Weather :Sunny

Full Course 4-Wheels(5,807m)

Track :Dry

No	11	Best Time	1'56.331	179.704 km/h
Name	Ryuichiro/Keishi/Kazuki	Total Time	13'12.869	6 Laps
Team	GAINER TANAX Z	Average Lap Time	2'07.474	
Type	NISSAN FAIRLADY Z	Today's Rank	7 / 14	
		Today's Top Time	1'55.092	181.639 km/h

No	11 (Driver1)	Best Time		km/h
Name	Ryuichiro Tomita	Total Time		Laps
Team	GAINER TANAX Z	Average Lap Time		
Type	NISSAN FAIRLADY Z	Today's Rank		
		Today's Top Time	1'55.092	181.639 km/h

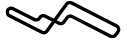
No	11 (Driver2)	Best Time	1'56.331	179.704 km/h
Name	Keishi Ishikawa	Total Time	13'12.869	6 Laps
Team	GAINER TANAX Z	Average Lap Time	2'07.474	
Type	NISSAN FAIRLADY Z	Today's Rank	7 / 21	
		Today's Top Time	1'55.092	181.639 km/h

No	11 (Driver3)	Best Time		km/h
Name	Kazuki Oki	Total Time		Laps
Team	GAINER TANAX Z	Average Lap Time		
Type	NISSAN FAIRLADY Z	Today's Rank		
		Today's Top Time	1'55.092	181.639 km/h

Lap	Passing Time	Lap Time	Sec1	Sec2	Sec3	Sec4	km/h	Driver No
				26.336	51.798	25.669	230.551	2
1.	2'46.001							
		2'10.676 (3)	37.171	22.379	47.130	23.996	237.405	2
2.	4'56.677							
		2'07.497 (2)	35.500	21.695	47.222	23.080	244.680	2
3.	7'04.174							
		(1'56.970)	32.557	19.789	43.051	21.573	255.349	2
4.	9'01.144							
		B 1'56.331 (1)	32.264	19.682	42.845	21.540	254.609	2
5.	10'57.475							
		2'15.394 (4)	35.274	21.653	46.602	31.865	253.873	2
6.	13'12.869 Pit							

SUPER GT 公式予選 Q2 GT300 U14

2024 / 12 / 7 :



SUZUKA CIRCUIT

個別ラップ表

Weather :Sunny

Full Course 4-Wheels(5,807m)

Track :Dry

No	30	Best Time	1'59.291	175.245 km/h
Name	Hiroaki/Rikuto/Manabu	Total Time	16'46.055	7 Laps
Team	apr GR86 GT	Average Lap Time	2'10.539	
Type	TOYOTA GR86	Today's Rank	14 / 14	
		Today's Top Time	1'55.092	181.639 km/h

No	30 (Driver1)	Best Time	1'59.291	175.245 km/h
Name	Hiroaki Nagai	Total Time	16'46.055	7 Laps
Team	apr GR86 GT	Average Lap Time	2'10.539	
Type	TOYOTA GR86	Today's Rank	14 / 21	
		Today's Top Time	1'55.092	181.639 km/h

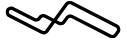
No	30 (Driver2)	Best Time		km/h
Name	Rikuto Kobayashi	Total Time		Laps
Team	apr GR86 GT	Average Lap Time		
Type	TOYOTA GR86	Today's Rank		
		Today's Top Time	1'55.092	181.639 km/h

No	30 (Driver3)	Best Time		km/h
Name	Manabu Orido	Total Time		Laps
Team	apr GR86 GT	Average Lap Time		
Type	TOYOTA GR86	Today's Rank		
		Today's Top Time	1'55.092	181.639 km/h

Lap	Passing Time	Lap Time	Sec1	Sec2	Sec3	Sec4	km/h	Driver No
				32.735	1'01.090	29.769	231.768	1
1.	3'42.819							
2.	6'07.975	2'25.156 (5)	41.098	25.196	50.572	28.290	234.866	1
3.	8'36.833	2'28.858 (6)	41.263	24.836	54.086	28.673	200.548	1
4.	10'47.667	2'10.834 (4)	38.767	23.932	45.420	22.715	242.652	1
5.	12'47.432	1'59.765 (3)	32.906	20.349	44.382	22.128	243.324	1
6.	14'46.764	1'59.332 (2)	32.700	20.262	44.267	22.103	244.680	1
7.	16'46.055	B 1'59.291 (1)	32.628	20.284	44.317	22.062	244.680	1

SUPER GT 公式予選 Q2 GT300 U14

2024 / 12 / 7 :



SUZUKA CIRCUIT

個別ラップ表

Weather :Sunny

Full Course 4-Wheels(5,807m)

Track :Dry

No	31	Best Time	1'55.268	181.362 km/h
Name	Kazuto/Jin/Yuki	Total Time	16'37.041	7 Laps
Team	apr LC500h GT	Average Lap Time	2'06.472	
Type	LEXUS LC500h	Today's Rank	4 / 14	
		Today's Top Time	1'55.092	181.639 km/h

No	31 (Driver1)	Best Time	1'55.268	181.362 km/h
Name	Kazuto Kotaka	Total Time	16'37.041	7 Laps
Team	apr LC500h GT	Average Lap Time	2'06.472	
Type	LEXUS LC500h	Today's Rank	4 / 21	
		Today's Top Time	1'55.092	181.639 km/h

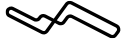
No	31 (Driver2)	Best Time		km/h
Name	Jin Nakamura	Total Time		Laps
Team	apr LC500h GT	Average Lap Time		
Type	LEXUS LC500h	Today's Rank		
		Today's Top Time	1'55.092	181.639 km/h

No	31 (Driver3)	Best Time		km/h
Name	Yuki Nemoto	Total Time		Laps
Team	apr LC500h GT	Average Lap Time		
Type	LEXUS LC500h	Today's Rank		
		Today's Top Time	1'55.092	181.639 km/h

Lap	Passing Time	Lap Time	Sec1	Sec2	Sec3	Sec4	km/h	Driver No
				31.171	57.248	28.534	234.240	1
1.	3'58.207							
2.	6'16.485	2'18.278 (6)	40.769	23.803	48.322	25.384	246.742	1
3.	8'26.528	2'10.043 (4)	36.556	22.145	47.223	24.119	245.363	1
4.	10'38.034	2'11.506 (5)	35.413	24.457	48.293	23.343	246.742	1
5.	12'45.149	2'07.115 (3)	36.189	21.090	44.494	25.342	244.000	1
6.	14'41.773	1'56.624 (2)	32.383	19.894	42.831	21.516	250.971	1
7.	16'37.041	B 1'55.268 (1)	31.848	19.381	42.824	21.215	250.971	1

SUPER GT 公式予選 Q2 GT300 U14

2024 / 12 / 7 :



SUZUKA CIRCUIT

個別ラップ表

Weather :Sunny

Full Course 4-Wheels(5,807m)

Track :Dry

No	52	Best Time	1'56.344	179.684 km/h
Name	Hiroki/Seita	Total Time	16'05.165	7 Laps
Team	Green Brave GR Supra GT	Average Lap Time	2'06.641	
Type	TOYOTA GR Supra	Today's Rank	8 / 14	
		Today's Top Time	1'55.092	181.639 km/h

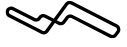
No	52 (Driver1)	Best Time		km/h
Name	Hiroki Yoshida	Total Time		Laps
Team	Green Brave GR Supra GT	Average Lap Time		
Type	TOYOTA GR Supra	Today's Rank		
		Today's Top Time	1'55.092	181.639 km/h

No	52 (Driver2)	Best Time	1'56.344	179.684 km/h
Name	Seita Nonaka	Total Time	16'05.165	7 Laps
Team	Green Brave GR Supra GT	Average Lap Time	2'06.641	
Type	TOYOTA GR Supra	Today's Rank	8 / 21	
		Today's Top Time	1'55.092	181.639 km/h

Lap	Passing Time	Lap Time	Sec1	Sec2	Sec3	Sec4	km/h	Driver No
				30.945	55.728	28.208	231.768	2
1.	3'35.936							
2.	5'54.138	2'18.202 (5)	39.453	23.431	50.076	25.242	232.381	2
3.	8'00.624	2'06.486 (3)	35.595	21.393	45.999	23.499	234.240	2
4.	10'02.573	2'01.949 (2)	33.782	20.524	45.115	22.528	237.405	2
5.	11'58.597	(1'56.024)	32.207	19.403	43.134	21.280	245.363	2
6.	13'54.941	B 1'56.344 (1)	32.100	19.427	43.158	21.659	245.363	2
7.	16'05.165 Pit	2'10.224 (4)	33.512	20.847	44.304	31.561	244.000	2

SUPER GT 公式予選 Q2 GT300 U14

2024 / 12 / 7 :



SUZUKA CIRCUIT

個別ラップ表

Weather :Sunny

Full Course 4-Wheels(5,807m)

Track :Dry

No	56	Best Time	1'55.092	181.639 km/h
Name	Daiki/Joao	Total Time	14'40.412	5 Laps
Team	REALIZE NISSAN MECHANIC CHALLENGE GT	Average Lap Time	2'03.898	
Type	NISSAN GT-R NISMO GT3	Today's Rank	1 / 14	
		Today's Top Time	1'55.092	181.639 km/h

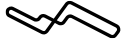
No	56 (Driver1)	Best Time		km/h
Name	Daiki Sasaki	Total Time		Laps
Team	REALIZE NISSAN MECHANIC CHALLENGE GT	Average Lap Time		
Type	NISSAN GT-R NISMO GT3	Today's Rank		
		Today's Top Time	1'55.092	181.639 km/h

No	56 (Driver2)	Best Time	1'55.092	181.639 km/h
Name	Joao Paulo de Oliveira	Total Time	14'40.412	5 Laps
Team	REALIZE NISSAN MECHANIC CHALLENGE GT	Average Lap Time	2'03.898	
Type	NISSAN GT-R NISMO GT3	Today's Rank	1 / 21	
		Today's Top Time	1'55.092	181.639 km/h

Lap	Passing Time	Lap Time	Sec1	Sec2	Sec3	Sec4	km/h	Driver No
				26.636	51.292	25.431	239.346	2
1.	6'24.817							
2.	8'29.623	2'04.806 (2)	35.573	21.229	44.653	23.351	246.742	2
3.	10'34.679	2'05.056 (3)	33.459	21.078	46.931	23.588	182.241	2
4.	12'29.771	B 1'55.092 (1)	31.877	19.443	42.746	21.026	248.136	2
5.	14'40.412 Pit	2'10.641 (4)	32.027	19.663	47.821	31.130	244.000	2

SUPER GT 公式予選 Q2 GT300 U14

2024 / 12 / 7 :



SUZUKA CIRCUIT

個別ラップ表

Weather :Sunny

Full Course 4-Wheels(5,807m)

Track :Dry

No	61	Best Time	1'55.249	181.392 km/h
Name	Takuto/Hideki	Total Time	8'51.726	4 Laps
Team	SUBARU BRZ R&D SPORT	Average Lap Time	2'04.473	
Type	SUBARU BRZ GT300	Today's Rank	3 / 14	
		Today's Top Time	1'55.092	181.639 km/h

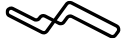
No	61 (Driver1)	Best Time		km/h
Name	Takuto Iguchi	Total Time		Laps
Team	SUBARU BRZ R&D SPORT	Average Lap Time		
Type	SUBARU BRZ GT300	Today's Rank		
		Today's Top Time	1'55.092	181.639 km/h

No	61 (Driver2)	Best Time	1'55.249	181.392 km/h
Name	Hideki Yamauchi	Total Time	8'51.726	4 Laps
Team	SUBARU BRZ R&D SPORT	Average Lap Time	2'04.473	
Type	SUBARU BRZ GT300	Today's Rank	3 / 21	
		Today's Top Time	1'55.092	181.639 km/h

Lap	Passing Time	Lap Time	Sec1	Sec2	Sec3	Sec4	km/h	Driver No
				25.814	49.469	24.230	240.658	2
1.	2'38.307							
2.	4'41.472	2'03.165 (2)	35.383	21.177	44.803	21.802	241.319	2
3.	6'36.721	B 1'55.249 (1)	31.778	19.309	42.726	21.436	248.136	2
4.	8'51.726 Pit	2'15.005 (3)	31.771	19.272	42.736	41.226	248.136	2

SUPER GT 公式予選 Q2 GT300 U14

2024 / 12 / 7 :



SUZUKA CIRCUIT

個別ラップ表

Weather :Sunny

Full Course 4-Wheels(5,807m)

Track :Dry

No	65	Best Time	1'56.400	179.598 km/h
Name	Naoya/Takuro/Haruki	Total Time	15'37.447	7 Laps
Team	LEON PYRAMID AMG	Average Lap Time	2'04.470	
Type	Mercedes AMG GT3	Today's Rank	10 / 14	
		Today's Top Time	1'55.092	181.639 km/h

No	65 (Driver1)	Best Time		km/h
Name	Naoya Gamou	Total Time		Laps
Team	LEON PYRAMID AMG	Average Lap Time		
Type	Mercedes AMG GT3	Today's Rank		
		Today's Top Time	1'55.092	181.639 km/h

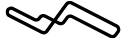
No	65 (Driver2)	Best Time	1'56.400	179.598 km/h
Name	Takuro Shinohara	Total Time	15'37.447	7 Laps
Team	LEON PYRAMID AMG	Average Lap Time	2'04.470	
Type	Mercedes AMG GT3	Today's Rank	10 / 21	
		Today's Top Time	1'55.092	181.639 km/h

No	65 (Driver3)	Best Time		km/h
Name	Haruki Kurosawa	Total Time		Laps
Team	LEON PYRAMID AMG	Average Lap Time		
Type	Mercedes AMG GT3	Today's Rank		
		Today's Top Time	1'55.092	181.639 km/h

Lap	Passing Time	Lap Time	Sec1	Sec2	Sec3	Sec4	km/h	Driver No
				28.719	55.590	28.533	238.049	2
1.	3'10.624							
2.	5'28.258	2'17.634 (6)	39.316	23.733	49.759	24.826	230.551	2
3.	7'35.171	2'06.913 (5)	36.205	21.493	45.647	23.568	240.000	2
4.	9'38.721	2'03.550 (3)	34.725	21.212	44.946	22.667	244.000	2
5.	11'44.318	2'05.597 (4)	33.407	24.504	44.842	22.844	245.363	2
6.	13'41.047	1'56.729 (2)	32.433	19.627	43.230	21.439	248.839	2
7.	15'37.447	B 1'56.400 (1)	32.235	19.619	43.214	21.332	247.437	2

SUPER GT 公式予選 Q2 GT300 U14

2024 / 12 / 7 :



SUZUKA CIRCUIT

個別ラップ表

Weather :Sunny

Full Course 4-Wheels(5,807m)

Track :Dry

No	87	Best Time	1'55.978	180.251 km/h
Name	Kosuke/Natsu	Total Time	17'10.172	6 Laps
Team	METALIVE S Lamborghini GT3	Average Lap Time	2'05.363	
Type	LAMBORGHINI HURACAN GT3 EVO2	Today's Rank	6 / 14	
		Today's Top Time	1'55.092	181.639 km/h

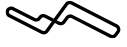
No	87 (Driver1)	Best Time	1'55.978	180.251 km/h
Name	Kosuke Matsuura	Total Time	17'10.172	6 Laps
Team	METALIVE S Lamborghini GT3	Average Lap Time	2'05.363	
Type	LAMBORGHINI HURACAN GT3 EVO2	Today's Rank	6 / 21	
		Today's Top Time	1'55.092	181.639 km/h

No	87 (Driver2)	Best Time		km/h
Name	Natsu Sakaguchi	Total Time		Laps
Team	METALIVE S Lamborghini GT3	Average Lap Time		
Type	LAMBORGHINI HURACAN GT3 EVO2	Today's Rank		
		Today's Top Time	1'55.092	181.639 km/h

Lap	Passing Time	Lap Time	Sec1	Sec2	Sec3	Sec4	km/h	Driver No
				30.975	56.608	27.414	216.889	1
1.	6'43.356							
2.	8'56.130	2'12.774 (4)	37.132	21.559	50.709	23.374	244.000	1
3.	11'04.278	2'08.148 (3)	33.384	20.359	52.401	22.004	246.050	1
4.	13'00.276	1'55.998 (2)	32.482	19.503	42.715	21.298	252.414	1
5.	14'56.254	B 1'55.978 (1)	32.227	19.492	42.905	21.354	251.691	1
6.	17'10.172 Pit	2'13.918 (5)	35.627	20.587	44.142	33.562	248.839	1

SUPER GT 公式予選 Q2 GT300 U14

2024 / 12 / 7 :



SUZUKA CIRCUIT

個別ラップ表

Weather :Sunny

Full Course 4-Wheels(5,807m)

Track :Dry

No	88	Best Time	1'55.206	181.459 km/h
Name	Takashi/Yuya	Total Time	15'26.025	6 Laps
Team	VENTENY Lamborghini GT3	Average Lap Time	2'06.908	
Type	LAMBORGHINI HURACAN GT3 EVO2	Today's Rank	2 / 14	
		Today's Top Time	1'55.092	181.639 km/h

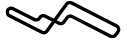
No	88 (Driver1)	Best Time		km/h
Name	Takashi Kogure	Total Time		Laps
Team	VENTENY Lamborghini GT3	Average Lap Time		
Type	LAMBORGHINI HURACAN GT3 EVO2	Today's Rank		
		Today's Top Time	1'55.092	181.639 km/h

No	88 (Driver2)	Best Time	1'55.206	181.459 km/h
Name	Yuya Motojima	Total Time	15'26.025	6 Laps
Team	VENTENY Lamborghini GT3	Average Lap Time	2'06.908	
Type	LAMBORGHINI HURACAN GT3 EVO2	Today's Rank	2 / 21	
		Today's Top Time	1'55.092	181.639 km/h

Lap	Passing Time	Lap Time	Sec1	Sec2	Sec3	Sec4	km/h	Driver No
				28.488	52.604	25.309	245.363	2
1.	4'51.483							
2.	7'12.858	2'21.375 (5)	35.832	21.475	58.167	25.901	224.082	2
3.	9'18.950	2'06.092 (3)	34.551	20.926	43.542	27.073	250.256	2
4.	11'14.520	1'55.570 (2)	32.032	19.497	42.727	21.314	251.691	2
5.	13'09.726	B 1'55.206 (1)	31.988	19.365	42.560	21.293	252.414	2
6.	15'26.025 Pit	2'16.299 (4)	34.962	21.647	44.984	34.706	249.545	2

SUPER GT 公式予選 Q2 GT300 U14

2024 / 12 / 7 :



SUZUKA CIRCUIT

個別ラップ表

Weather :Sunny

Full Course 4-Wheels(5,807m)

Track :Dry

No	777	Best Time	1'56.499	179.445 km/h
Name	Tomonobu/Charles	Total Time	16'57.482	6 Laps
Team	D'station Vantage GT3	Average Lap Time	2'04.735	
Type	Aston Martin Vantage GT3 EVO	Today's Rank	11 / 14	
		Today's Top Time	1'55.092	181.639 km/h

No	777 (Driver1)	Best Time		km/h
Name	Tomonobu Fujii	Total Time		Laps
Team	D'station Vantage GT3	Average Lap Time		
Type	Aston Martin Vantage GT3 EVO	Today's Rank		
		Today's Top Time	1'55.092	181.639 km/h

No	777 (Driver2)	Best Time	1'56.499	179.445 km/h
Name	Charles Fagg	Total Time	16'57.482	6 Laps
Team	D'station Vantage GT3	Average Lap Time	2'04.735	
Type	Aston Martin Vantage GT3 EVO	Today's Rank	11 / 21	
		Today's Top Time	1'55.092	181.639 km/h

Lap	Passing Time	Lap Time	Sec1	Sec2	Sec3	Sec4	km/h	Driver No
				27.387	52.638	27.183	215.823	2
1.	6'33.803							
2.	8'48.812	2'15.009 (5)	42.347	23.068	46.072	23.522	246.742	2
3.	10'56.303	2'07.491 (4)	35.439	21.068	45.646	25.338	164.803	2
4.	12'58.696	2'02.393 (3)	34.737	21.324	44.284	22.048	249.545	2
5.	14'55.195	B 1'56.499 (1)	32.323	19.609	43.101	21.466	252.414	2
6.	16'57.482 Pit	2'02.287 (2)	32.438	19.766	43.242	26.841	252.414	2