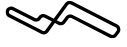


SUPER GT 公式予選 Q2 GT500

2024 / 12 / 7 :



SUZUKA CIRCUIT

個別ラップ表

Weather :Sunny

Full Course 4-Wheels(5,807m)

Track :Dry

No	3	Best Time	1'43.436	202.108 km/h
Name	Mitsunori/Atsushi	Total Time	15'50.845	5 Laps
Team	Niterra MOTUL Z	Average Lap Time	1'52.593	
Type	Nissan Z NISMO GT500	Today's Rank	4 / 15	
		Today's Top Time	1'43.143	202.682 km/h

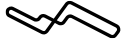
No	3 (Driver1)	Best Time		km/h
Name	Mitsunori Takaboshi	Total Time		Laps
Team	Niterra MOTUL Z	Average Lap Time		
Type	Nissan Z NISMO GT500	Today's Rank		
		Today's Top Time	1'43.143	202.682 km/h

No	3 (Driver2)	Best Time	1'43.436	202.108 km/h
Name	Atsushi Miyake	Total Time	15'50.845	5 Laps
Team	Niterra MOTUL Z	Average Lap Time	1'52.593	
Type	Nissan Z NISMO GT500	Today's Rank	4 / 23	
		Today's Top Time	1'43.143	202.682 km/h

Lap	Passing Time	Lap Time	Sec1	Sec2	Sec3	Sec4	km/h	Driver No
				29.783	52.793	26.462	246.742	2
1.	8'20.473							
2.	10'24.714	2'04.241 (4)	36.240	21.967	43.730	22.304	254.609	2
3.	12'16.610	1'51.896 (3)	31.287	18.649	40.850	21.110	269.448	2
4.	14'07.409	1'50.799 (2)	30.986	18.616	40.217	20.980	269.448	2
5.	15'50.845	B 1'43.436 (1)	27.937	17.220	38.599	19.680	271.111	2

SUPER GT 公式予選 Q2 GT500

2024 / 12 / 7 :



SUZUKA CIRCUIT

個別ラップ表

Weather :Sunny

Full Course 4-Wheels(5,807m)

Track :Dry

No	8	Best Time	1'44.754	199.565 km/h
Name	Tomoki/Nobuharu	Total Time	16'19.928	6 Laps
Team	ARTA MUGEN CIVIC TYPE R-GT #8	Average Lap Time	1'56.658	
Type	Honda CIVIC TYPE R-GT	Today's Rank	13 / 15	
		Today's Top Time	1'43.143	202.682 km/h

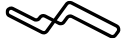
No	8 (Driver1)	Best Time	1'44.754	199.565 km/h
Name	Tomoki Nojiri	Total Time	16'19.928	6 Laps
Team	ARTA MUGEN CIVIC TYPE R-GT #8	Average Lap Time	1'56.658	
Type	Honda CIVIC TYPE R-GT	Today's Rank	13 / 23	
		Today's Top Time	1'43.143	202.682 km/h

No	8 (Driver2)	Best Time		km/h
Name	Nobuharu Matsushita	Total Time		Laps
Team	ARTA MUGEN CIVIC TYPE R-GT #8	Average Lap Time		
Type	Honda CIVIC TYPE R-GT	Today's Rank		
		Today's Top Time	1'43.143	202.682 km/h

Lap	Passing Time	Lap Time	Sec1	Sec2	Sec3	Sec4	km/h	Driver No
				26.480	53.649	26.377	234.866	1
1.	6'36.635							
2.	8'53.603	2'16.968 (5)	37.110	25.852	49.570	24.436	259.882	1
3.	10'55.565	2'01.962 (4)	33.352	20.362	42.333	25.915	262.209	1
4.	12'50.280	1'54.715 (3)	31.234	18.725	40.776	23.980	263.784	1
5.	14'35.174	1'44.894 (2)	28.417	17.390	39.159	19.928	264.578	1
6.	16'19.928	B 1'44.754 (1)	28.401	17.305	39.104	19.944	264.578	1

SUPER GT 公式予選 Q2 GT500

2024 / 12 / 7 :



SUZUKA CIRCUIT

個別ラップ表

Weather :Sunny

Full Course 4-Wheels(5,807m)

Track :Dry

No	12	Best Time	1'44.973	199.148 km/h
Name	Kazuki/Bertrand	Total Time	15'55.428	5 Laps
Team	MARELLI IMPUL Z	Average Lap Time	1'54.652	
Type	Nissan Z NISMO GT500	Today's Rank	14 / 15	
		Today's Top Time	1'43.143	202.682 km/h

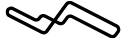
No	12 (Driver1)	Best Time	1'44.973	199.148 km/h
Name	Kazuki Hiramine	Total Time	15'55.428	5 Laps
Team	MARELLI IMPUL Z	Average Lap Time	1'54.652	
Type	Nissan Z NISMO GT500	Today's Rank	14 / 23	
		Today's Top Time	1'43.143	202.682 km/h

No	12 (Driver2)	Best Time		km/h
Name	Bertrand Baguette	Total Time		Laps
Team	MARELLI IMPUL Z	Average Lap Time		
Type	Nissan Z NISMO GT500	Today's Rank		
		Today's Top Time	1'43.143	202.682 km/h

Lap	Passing Time	Lap Time	Sec1	Sec2	Sec3	Sec4	km/h	Driver No
				24.777	52.061	26.993	250.256	1
1.	8'16.818							
2.	10'17.019	2'00.201 (3)	34.481	20.848	42.511	22.361	265.378	1
3.	12'09.899	1'52.880 (2)	31.179	20.254	40.514	20.933	267.805	1
4.	14'10.455	2'00.556 (4)	28.472	17.242	39.058	35.784	268.624	1
5.	15'55.428	B 1'44.973 (1)	28.427	17.317	39.041	20.188	269.448	1

SUPER GT 公式予選 Q2 GT500

2024 / 12 / 7 :



SUZUKA CIRCUIT

個別ラップ表

Weather :Sunny

Full Course 4-Wheels(5,807m)

Track :Dry

No	14	Best Time	1'43.143	202.682 km/h
Name	Kazuya/Nirei	Total Time	15'37.688	5 Laps
Team	ENEOS X PRIME GR Supra	Average Lap Time	1'55.913	
Type	TOYOTA GR Supra GT500	Today's Rank	1 / 15	
		Today's Top Time	1'43.143	202.682 km/h

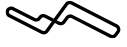
No	14 (Driver1)	Best Time		km/h
Name	Kazuya Oshima	Total Time		Laps
Team	ENEOS X PRIME GR Supra	Average Lap Time		
Type	TOYOTA GR Supra GT500	Today's Rank		
		Today's Top Time	1'43.143	202.682 km/h

No	14 (Driver2)	Best Time	1'43.143	202.682 km/h
Name	Nirei Fukuzumi	Total Time	15'37.688	5 Laps
Team	ENEOS X PRIME GR Supra	Average Lap Time	1'55.913	
Type	TOYOTA GR Supra GT500	Today's Rank	1 / 23	
		Today's Top Time	1'43.143	202.682 km/h

Lap	Passing Time	Lap Time	Sec1	Sec2	Sec3	Sec4	km/h	Driver No
				25.194	50.015	24.845	250.971	2
1.	7'54.035							
2.	9'59.699	2'05.664 (4)	36.676	21.581	43.985	23.422	262.209	2
3.	11'58.392	1'58.693 (3)	32.323	21.203	43.045	22.122	264.578	2
4.	13'54.545	1'56.153 (2)	30.877	19.290	40.983	25.003	265.378	2
5.	15'37.688	B 1'43.143 (1)	27.874	17.060	38.663	19.546	266.991	2

SUPER GT 公式予選 Q2 GT500

2024 / 12 / 7 :



SUZUKA CIRCUIT

個別ラップ表

Weather :Sunny

Full Course 4-Wheels(5,807m)

Track :Dry

No	16	Best Time	1'43.941	201.126 km/h
Name	Hiroki/Ren	Total Time	15'20.428	5 Laps
Team	ARTA MUGEN CIVIC TYPE R-GT #16	Average Lap Time	1'53.645	
Type	Honda CIVIC TYPE R-GT	Today's Rank	10 / 15	
		Today's Top Time	1'43.143	202.682 km/h

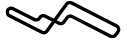
No	16 (Driver1)	Best Time	1'43.941	201.126 km/h
Name	Hiroki Otsu	Total Time	15'20.428	5 Laps
Team	ARTA MUGEN CIVIC TYPE R-GT #16	Average Lap Time	1'53.645	
Type	Honda CIVIC TYPE R-GT	Today's Rank	10 / 23	
		Today's Top Time	1'43.143	202.682 km/h

No	16 (Driver2)	Best Time		km/h
Name	Ren Sato	Total Time		Laps
Team	ARTA MUGEN CIVIC TYPE R-GT #16	Average Lap Time		
Type	Honda CIVIC TYPE R-GT	Today's Rank		
		Today's Top Time	1'43.143	202.682 km/h

Lap	Passing Time	Lap Time	Sec1	Sec2	Sec3	Sec4	km/h	Driver No
				25.258	48.659	24.794	259.115	1
1.	7'45.845							
2.	9'46.271	2'00.426 (4)	33.833	20.362	43.494	22.737	261.429	1
3.	11'45.646	1'59.375 (3)	33.286	19.867	44.092	22.130	261.429	1
4.	13'36.487	1'50.841 (2)	30.768	18.584	40.578	20.911	265.378	1
5.	15'20.428	B 1'43.941 (1)	28.178	17.106	38.947	19.710	265.378	1

SUPER GT 公式予選 Q2 GT500

2024 / 12 / 7 :



SUZUKA CIRCUIT

個別ラップ表

Weather :Sunny

Full Course 4-Wheels(5,807m)

Track :Dry

No	17	Best Time	1'43.220	202.531 km/h
Name	Koudai/Kakunoshin	Total Time	16'15.214	5 Laps
Team	Astemo CIVIC TYPE R-GT	Average Lap Time	1'58.228	
Type	Honda CIVIC TYPE R-GT	Today's Rank	2 / 15	
		Today's Top Time	1'43.143	202.682 km/h

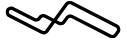
No	17 (Driver1)	Best Time		km/h
Name	Koudai Tsukakoshi	Total Time		Laps
Team	Astemo CIVIC TYPE R-GT	Average Lap Time		
Type	Honda CIVIC TYPE R-GT	Today's Rank		
		Today's Top Time	1'43.143	202.682 km/h

No	17 (Driver2)	Best Time	1'43.220	202.531 km/h
Name	Kakunoshin Ohta	Total Time	16'15.214	5 Laps
Team	Astemo CIVIC TYPE R-GT	Average Lap Time	1'58.228	
Type	Honda CIVIC TYPE R-GT	Today's Rank	2 / 23	
		Today's Top Time	1'43.143	202.682 km/h

Lap	Passing Time	Lap Time	Sec1	Sec2	Sec3	Sec4	km/h	Driver No
				27.768	52.883	27.299	258.353	2
1.	8'22.300							
2.	10'31.467	2'09.167 (4)	36.275	22.482	46.611	23.799	262.994	2
3.	12'34.648	2'03.181 (3)	33.376	21.953	44.090	23.762	263.784	2
4.	14'31.994	1'57.346 (2)	32.031	19.106	41.515	24.694	264.578	2
5.	16'15.214	B 1'43.220 (1)	27.974	16.891	38.578	19.777	267.805	2

SUPER GT 公式予選 Q2 GT500

2024 / 12 / 7 :



SUZUKA CIRCUIT

個別ラップ表

Weather :Sunny

Full Course 4-Wheels(5,807m)

Track :Dry

No	19	Best Time	1'43.888	201.228 km/h
Name	Yuji/Sena	Total Time	15'44.848	5 Laps
Team	WedsSport ADVAN GR Supra	Average Lap Time	1'56.702	
Type	TOYOTA GR Supra GT500	Today's Rank	7 / 15	
		Today's Top Time	1'43.143	202.682 km/h

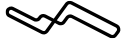
No	19 (Driver1)	Best Time		km/h
Name	Yuji Kunimoto	Total Time		Laps
Team	WedsSport ADVAN GR Supra	Average Lap Time		
Type	TOYOTA GR Supra GT500	Today's Rank		
		Today's Top Time	1'43.143	202.682 km/h

No	19 (Driver2)	Best Time	1'43.888	201.228 km/h
Name	Sena Sakaguchi	Total Time	15'44.848	5 Laps
Team	WedsSport ADVAN GR Supra	Average Lap Time	1'56.702	
Type	TOYOTA GR Supra GT500	Today's Rank	7 / 23	
		Today's Top Time	1'43.143	202.682 km/h

Lap	Passing Time	Lap Time	Sec1	Sec2	Sec3	Sec4	km/h	Driver No
				25.985	48.222	24.344	259.882	2
1.	7'58.038							
2.	10'04.070	2'06.032 (4)	36.050	22.438	44.357	23.187	259.882	2
3.	12'03.652	1'59.582 (3)	33.765	20.435	42.861	22.521	262.994	2
4.	14'00.960	1'57.308 (2)	31.680	20.711	41.896	23.021	259.115	2
5.	15'44.848	B 1'43.888 (1)	28.138	17.065	38.775	19.910	264.578	2

SUPER GT 公式予選 Q2 GT500

2024 / 12 / 7 :



SUZUKA CIRCUIT

個別ラップ表

Weather :Sunny

Full Course 4-Wheels(5,807m)

Track :Dry

No	23	Best Time	1'43.734	201.527 km/h
Name	Katsumasa/Ronnie	Total Time	16'48.839	4 Laps
Team	MOTUL AUTECH Z	Average Lap Time	1'50.752	
Type	Nissan Z NISMO GT500	Today's Rank	6 / 15	
		Today's Top Time	1'43.143	202.682 km/h

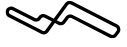
No	23 (Driver1)	Best Time	1'43.734	201.527 km/h
Name	Katsumasa Chiyo	Total Time	16'48.839	4 Laps
Team	MOTUL AUTECH Z	Average Lap Time	1'50.752	
Type	Nissan Z NISMO GT500	Today's Rank	6 / 23	
		Today's Top Time	1'43.143	202.682 km/h

No	23 (Driver2)	Best Time		km/h
Name	Ronnie Quintarelli	Total Time		Laps
Team	MOTUL AUTECH Z	Average Lap Time		
Type	Nissan Z NISMO GT500	Today's Rank		
		Today's Top Time	1'43.143	202.682 km/h

Lap	Passing Time	Lap Time	Sec1	Sec2	Sec3	Sec4	km/h	Driver No
				23.778	46.446	22.823	258.353	1
1.	11'16.583							
		1'48.509 (2)	30.531	18.063	39.510	20.405	266.182	1
2.	13'05.092							
		B 1'43.734 (1)	28.337	17.056	38.705	19.636	270.277	1
3.	14'48.826							
		2'00.013 (3)	28.622	20.215	41.493	29.683	270.277	1
4.	16'48.839 Pit							

SUPER GT 公式予選 Q2 GT500

2024 / 12 / 7 :



SUZUKA CIRCUIT

個別ラップ表

Weather :Sunny

Full Course 4-Wheels(5,807m)

Track :Dry

No	24	Best Time	1'43.935	201.137 km/h
Name	Tsugio/Teppei	Total Time	15'32.564	6 Laps
Team	REALIZE CORPORATION ADVAN Z	Average Lap Time	2'01.254	
Type	Nissan Z NISMO GT500	Today's Rank	9 / 15	
		Today's Top Time	1'43.143	202.682 km/h

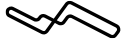
No	24 (Driver1)	Best Time	1'43.935	201.137 km/h
Name	Tsugio Matsuda	Total Time	15'32.564	6 Laps
Team	REALIZE CORPORATION ADVAN Z	Average Lap Time	2'01.254	
Type	Nissan Z NISMO GT500	Today's Rank	9 / 23	
		Today's Top Time	1'43.143	202.682 km/h

No	24 (Driver2)	Best Time		km/h
Name	Tepei Natori	Total Time		Laps
Team	REALIZE CORPORATION ADVAN Z	Average Lap Time		
Type	Nissan Z NISMO GT500	Today's Rank		
		Today's Top Time	1'43.143	202.682 km/h

Lap	Passing Time	Lap Time	Sec1	Sec2	Sec3	Sec4	km/h	Driver No
				28.960	55.726	29.385	253.873	1
1.	5'26.291							
2.	7'43.643	2'17.352 (5)	39.232	24.245	48.688	25.187	262.994	1
3.	9'50.514	2'06.871 (4)	34.913	21.228	46.228	24.502	255.349	1
4.	11'54.180	2'03.666 (3)	34.991	21.683	43.949	23.043	266.182	1
5.	13'48.629	1'54.449 (2)	32.615	19.554	41.254	21.026	266.991	1
6.	15'32.564	B 1'43.935 (1)	28.298	17.065	38.916	19.656	268.624	1

SUPER GT 公式予選 Q2 GT500

2024 / 12 / 7 :



SUZUKA CIRCUIT

個別ラップ表

Weather :Sunny

Full Course 4-Wheels(5,807m)

Track :Dry

No	36	Best Time	1'43.271	202.430 km/h
Name	Sho/Kenta	Total Time	16'24.177	6 Laps
Team	au TOM'S GR Supra	Average Lap Time	1'55.688	
Type	TOYOTA GR Supra GT500	Today's Rank	3 / 15	
		Today's Top Time	1'43.143	202.682 km/h

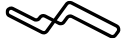
No	36 (Driver1)	Best Time	1'43.271	202.430 km/h
Name	Sho Tsuboi	Total Time	16'24.177	6 Laps
Team	au TOM'S GR Supra	Average Lap Time	1'55.688	
Type	TOYOTA GR Supra GT500	Today's Rank	3 / 23	
		Today's Top Time	1'43.143	202.682 km/h

No	36 (Driver2)	Best Time		km/h
Name	Kenta Yamashita	Total Time		Laps
Team	au TOM'S GR Supra	Average Lap Time		
Type	TOYOTA GR Supra GT500	Today's Rank		
		Today's Top Time	1'43.143	202.682 km/h

Lap	Passing Time	Lap Time	Sec1	Sec2	Sec3	Sec4	km/h	Driver No
				25.602	49.083	24.651	260.653	1
1.	6'45.737							
2.	8'49.521	2'03.784 (5)	35.234	21.333	44.344	22.873	262.209	1
3.	10'49.132	1'59.611 (4)	33.458	20.597	42.915	22.641	264.578	1
4.	12'44.253	1'55.121 (2)	31.918	20.540	41.813	20.850	264.578	1
5.	14'40.906	1'56.653 (3)	31.531	20.093	43.137	21.892	262.994	1
6.	16'24.177	B 1'43.271 (1)	28.158	16.982	38.500	19.631	267.805	1

SUPER GT 公式予選 Q2 GT500

2024 / 12 / 7 :



SUZUKA CIRCUIT

個別ラップ表

Weather :Sunny

Full Course 4-Wheels(5,807m)

Track :Dry

No	37	Best Time	1'45.086	198.934 km/h
Name	Ukyo/Giuliano	Total Time	16'28.146	8 Laps
Team	Deloitte TOM'S GR Supra	Average Lap Time	1'52.195	
Type	TOYOTA GR Supra GT500	Today's Rank	15 / 15	
		Today's Top Time	1'43.143	202.682 km/h

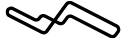
No	37 (Driver1)	Best Time		km/h
Name	Ukyo Sasahara	Total Time		Laps
Team	Deloitte TOM'S GR Supra	Average Lap Time		
Type	TOYOTA GR Supra GT500	Today's Rank		
		Today's Top Time	1'43.143	202.682 km/h

No	37 (Driver2)	Best Time	1'45.086	198.934 km/h
Name	Giuliano Alesi	Total Time	16'28.146	8 Laps
Team	Deloitte TOM'S GR Supra	Average Lap Time	1'52.195	
Type	TOYOTA GR Supra GT500	Today's Rank	15 / 23	
		Today's Top Time	1'43.143	202.682 km/h

Lap	Passing Time	Lap Time	Sec1	Sec2	Sec3	Sec4	km/h	Driver No
				26.652	51.470	26.412	234.240	2
1.	3'22.779							
2.	5'27.311	2'04.532 (7)	36.233	21.498	44.063	22.738	261.429	2
3.	7'23.679	1'56.368 (6)	32.865	19.932	42.023	21.548	262.209	2
4.	9'17.943	1'54.264 (5)	32.030	19.220	41.450	21.564	262.994	2
5.	11'09.848	1'51.905 (4)	31.149	18.602	41.189	20.965	263.784	2
6.	12'57.951	1'48.103 (3)	29.849	17.977	39.958	20.319	264.578	2
7.	14'43.060	1'45.109 (2)	28.581	17.410	39.189	19.929	267.805	2
8.	16'28.146	B 1'45.086 (1)	28.472	17.247	39.573	19.794	268.624	2

SUPER GT 公式予選 Q2 GT500

2024 / 12 / 7 :



SUZUKA CIRCUIT

個別ラップ表

Weather :Sunny

Full Course 4-Wheels(5,807m)

Track :Dry

No	38	Best Time	1'43.921	201.164 km/h
Name	Hiroaki/Toshiki	Total Time	16'07.913	6 Laps
Team	KeePer CERUMO GR Supra	Average Lap Time	1'56.210	
Type	TOYOTA GR Supra GT500	Today's Rank	8 / 15	
		Today's Top Time	1'43.143	202.682 km/h

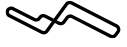
No	38 (Driver1)	Best Time		km/h
Name	Hiroaki Ishiura	Total Time		Laps
Team	KeePer CERUMO GR Supra	Average Lap Time		
Type	TOYOTA GR Supra GT500	Today's Rank		
		Today's Top Time	1'43.143	202.682 km/h

No	38 (Driver2)	Best Time	1'43.921	201.164 km/h
Name	Toshiki Oyu	Total Time	16'07.913	6 Laps
Team	KeePer CERUMO GR Supra	Average Lap Time	1'56.210	
Type	TOYOTA GR Supra GT500	Today's Rank	8 / 23	
		Today's Top Time	1'43.143	202.682 km/h

Lap	Passing Time	Lap Time	Sec1	Sec2	Sec3	Sec4	km/h	Driver No
				27.530	48.284	25.879	258.353	2
1.	6'26.863							
2.	8'32.263	2'05.400 (5)	34.872	23.452	43.755	23.321	262.994	2
3.	10'34.135	2'01.872 (4)	33.449	21.270	43.498	23.655	263.784	2
4.	12'31.239	1'57.104 (3)	31.931	19.333	44.318	21.522	255.349	2
5.	14'23.992	1'52.753 (2)	30.274	18.537	40.412	23.530	265.378	2
6.	16'07.913	B 1'43.921 (1)	28.191	16.986	38.760	19.984	266.991	2

SUPER GT 公式予選 Q2 GT500

2024 / 12 / 7 :



SUZUKA CIRCUIT

個別ラップ表

Weather :Sunny

Full Course 4-Wheels(5,807m)

Track :Dry

No	39	Best Time	1'44.318	200.399 km/h
Name	Yuhi/Yuichi	Total Time	16'00.485	5 Laps
Team	DENSO KOBELCO SARD GR Supra	Average Lap Time	1'57.367	
Type	TOYOTA GR Supra GT500	Today's Rank	12 / 15	
		Today's Top Time	1'43.143	202.682 km/h

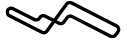
No	39 (Driver1)	Best Time	1'44.318	200.399 km/h
Name	Yuhi Sekiguchi	Total Time	16'00.485	5 Laps
Team	DENSO KOBELCO SARD GR Supra	Average Lap Time	1'57.367	
Type	TOYOTA GR Supra GT500	Today's Rank	12 / 23	
		Today's Top Time	1'43.143	202.682 km/h

No	39 (Driver2)	Best Time		km/h
Name	Yuichi Nakayama	Total Time		Laps
Team	DENSO KOBELCO SARD GR Supra	Average Lap Time		
Type	TOYOTA GR Supra GT500	Today's Rank		
		Today's Top Time	1'43.143	202.682 km/h

Lap	Passing Time	Lap Time	Sec1	Sec2	Sec3	Sec4	km/h	Driver No
				27.648	50.072	25.907	259.882	1
1.	8'11.014							
2.	10'22.221	2'11.207 (4)	38.490	24.319	45.379	23.019	262.209	1
3.	12'23.557	2'01.336 (3)	35.976	21.112	42.850	21.398	265.378	1
4.	14'16.167	1'52.610 (2)	31.749	18.489	40.627	21.745	254.609	1
5.	16'00.485	B 1'44.318 (1)	28.358	17.280	38.828	19.852	268.624	1

SUPER GT 公式予選 Q2 GT500

2024 / 12 / 7 :



SUZUKA CIRCUIT

個別ラップ表

Weather :Sunny

Full Course 4-Wheels(5,807m)

Track :Dry

No	64	Best Time	1'44.270	200.491 km/h
Name	Takuya/Riki	Total Time	15'10.161	4 Laps
Team	Modulo CIVIC TYPE R-GT	Average Lap Time	1'50.894	
Type	Honda CIVIC TYPE R-GT	Today's Rank	11 / 15	
		Today's Top Time	1'43.143	202.682 km/h

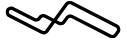
No	64 (Driver1)	Best Time		km/h
Name	Takuya Izawa	Total Time		Laps
Team	Modulo CIVIC TYPE R-GT	Average Lap Time		
Type	Honda CIVIC TYPE R-GT	Today's Rank		
		Today's Top Time	1'43.143	202.682 km/h

No	64 (Driver2)	Best Time	1'44.270	200.491 km/h
Name	Riki Okusa	Total Time	15'10.161	4 Laps
Team	Modulo CIVIC TYPE R-GT	Average Lap Time	1'50.894	
Type	Honda CIVIC TYPE R-GT	Today's Rank	11 / 23	
		Today's Top Time	1'43.143	202.682 km/h

Lap	Passing Time	Lap Time	Sec1	Sec2	Sec3	Sec4	km/h	Driver No
				27.487	47.947	23.754	256.842	2
1.	9'37.477							
		1'54.964 (3)	33.379	18.999	41.349	21.237	264.578	2
2.	11'32.441							
		1'53.450 (2)	30.723	18.282	40.200	24.245	263.784	2
3.	13'25.891							
		B 1'44.270 (1)	28.162	17.032	39.249	19.827	267.805	2
4.	15'10.161							

SUPER GT 公式予選 Q2 GT500

2024 / 12 / 7 :



SUZUKA CIRCUIT

個別ラップ表

Weather :Sunny

Full Course 4-Wheels(5,807m)

Track :Dry

No	100	Best Time	1'43.574	201.838 km/h
Name	Naoki/Tadasuke	Total Time	15'03.442	4 Laps
Team	STANLEY CIVIC TYPE R-GT	Average Lap Time	1'48.614	
Type	Honda CIVIC TYPE R-GT	Today's Rank	5 / 15	
		Today's Top Time	1'43.143	202.682 km/h

No	100 (Driver1)	Best Time		km/h
Name	Naoki Yamamoto	Total Time		Laps
Team	STANLEY CIVIC TYPE R-GT	Average Lap Time		
Type	Honda CIVIC TYPE R-GT	Today's Rank		
		Today's Top Time	1'43.143	202.682 km/h

No	100 (Driver2)	Best Time	1'43.574	201.838 km/h
Name	Tadasuke Makino	Total Time	15'03.442	4 Laps
Team	STANLEY CIVIC TYPE R-GT	Average Lap Time	1'48.614	
Type	Honda CIVIC TYPE R-GT	Today's Rank	5 / 23	
		Today's Top Time	1'43.143	202.682 km/h

Lap	Passing Time	Lap Time	Sec1	Sec2	Sec3	Sec4	km/h	Driver No
				23.756	45.951	23.240	259.882	2
1.	9'37.598							
		1'51.504 (3)	31.263	18.316	40.777	21.148	264.578	2
2.	11'29.102							
		1'50.766 (2)	29.726	17.945	41.279	21.816	256.842	2
3.	13'19.868							
		B 1'43.574 (1)	28.029	17.026	38.696	19.823	266.182	2
4.	15'03.442							