



MFJ 公認 準国際競技会

# 鈴鹿サンデーロードレース第1戦



JP250 DUNLOP OFFICIAL TYRE SUPPLIER

## インターナショナルJP250 決勝レース

2025 / 4 / 20 :

 SUZUKA CIRCUIT  
Full Course 2-Wheels(5,821m)

### 個別ラップ表

Weather :Cloudy  
Track :Dry

No	7	Best Time	2'37.959	132.665 km/h
Name	隣 淳二	Total Time	21'17.563	8 Laps
Team	SUZUKA R&D	Average Lap Time	2'38.901	
Type	YAMAHA/YZF-R3	Today's Rank	9 / 9	
		Today's Top Time	2'29.653	140.028 km/h

Lap	Passing Time	Lap Time	Sec1	Sec2	Sec3	Sec4	km/h
			47.034	27.176	1'01.086	29.954	185.708
1.	2'45.250		43.619	26.271	1'00.726	29.905	183.766
2.	5'25.771	2'40.521 (7)	43.697	26.193	1'00.041	30.209	184.926
3.	8'05.911	2'40.140 (6)	43.305	26.055	59.887	29.591	183.000
4.	10'44.749	2'38.838 (5)	43.148	25.898	59.980	29.452	181.488
5.	13'23.227	2'38.478 (4)	43.225	25.912	59.643	29.584	179.632
6.	16'01.591	2'38.364 (3)	42.949	25.936	59.611	29.463	180.000
7.	18'39.550	<b>B 2'37.959</b> (1)	42.949	25.936	59.611	29.463	180.000
8.	21'17.563	2'38.013 (2)	43.139	25.953	59.518	29.403	180.370



MFJ 公認 準国際競技会

# 鈴鹿サンデーロードレース第1戦



JP250 DUNLOP OFFICIAL TYRE SUPPLIER

## インター/ナショナルJP250 決勝 レース

2025 / 4 / 20 :

SUZUKA CIRCUIT  
Full Course 2-Wheels(5,821m)

### 個別ラップ表

Weather :Cloudy  
Track :Dry

No	8	Best Time	2'30.093	139.617 km/h
Name	渡辺 瑛貴	Total Time	20'09.282	8 Laps
Team	AK1TECH	Average Lap Time	2'31.097	
Type	Honda/CBR250RR	Today's Rank	3 / 9	
		Today's Top Time	2'29.653	140.028 km/h

Lap	Passing Time	Lap Time	Sec1	Sec2	Sec3	Sec4	km/h
			41.074	24.828	57.459	28.239	184.926
1.	2'31.600						
		2'31.306 (5)	41.070	24.342	57.298	28.596	187.292
2.	5'02.906						
		2'32.239 (6)	41.237	24.647	57.949	28.406	180.370
3.	7'35.145						
		2'30.278 (3)	40.605	24.405	57.382	27.886	188.498
4.	10'05.423						
		2'30.163 (2)	40.681	24.532	56.970	27.980	188.498
5.	12'35.586						
		<b>B 2'30.093</b> (1)	41.003	24.186	56.934	27.970	186.102
6.	15'05.679						
		2'32.327 (7)	41.152	24.783	57.851	28.541	180.741
7.	17'38.006						
		2'31.276 (4)	41.204	24.764	57.208	28.100	184.926
8.	20'09.282						



MFJ 公認 準国際競技会

# 鈴鹿サンデーロードレース第1戦



JP250 DUNLOP OFFICIAL TYRE SUPPLIER

## インター/ナショナルJP250 決勝 レース

2025 / 4 / 20 :

SUZUKA CIRCUIT  
Full Course 2-Wheels(5,821m)

### 個別ラップ表

Weather :Cloudy  
Track :Dry

No	16	Best Time	2'29.653	140.028 km/h
Name	鈴木 悠大	Total Time	20'09.562	8 Laps
Team	kicks-sus.com	Average Lap Time	2'31.145	
Type	Honda/CBR250RR	Today's Rank	1 / 9	
		Today's Top Time	2'29.653	140.028 km/h

Lap	Passing Time	Lap Time		Sec1	Sec2	Sec3	Sec4	km/h
				40.974	24.483	57.818	28.267	187.292
1.	2'31.542			41.240	24.394	57.440	28.539	189.719
2.	5'03.155	2'31.613 (5)		41.521	24.586	57.569	28.195	190.957
3.	7'35.026	2'31.871 (6)		40.855	24.418	57.292	28.110	183.766
4.	10'05.701	2'30.675 (2)		40.096	24.319	57.387	27.851	182.620
5.	12'35.354	<b>B 2'29.653</b> (1)		40.428	24.310	57.500	28.483	182.241
6.	15'06.075	2'30.721 (3)		41.048	24.693	57.671	28.798	184.926
7.	17'38.285	2'32.210 (7)		40.741	24.678	57.658	28.200	181.488
8.	20'09.562	2'31.277 (4)						



MFJ 公認 準国際競技会

# 鈴鹿サンデーロードレース第1戦



JP250 DUNLOP OFFICIAL TYRE SUPPLIER

## インター/ナショナルJP250 決勝 レース

2025 / 4 / 20 :



SUZUKA CIRCUIT

### 個別ラップ表

Weather :Cloudy

Track :Dry

Full Course 2-Wheels(5,821m)

No	17	Best Time	2'34.624	135.526 km/h
Name	辻本 範行	Total Time	20'45.385	8 Laps
Team	Technical Garage PLUS MOTO	Average Lap Time	2'35.516	
Type	Honda/CBR250RR	Today's Rank	7 / 9	
		Today's Top Time	2'29.653	140.028 km/h

Lap	Passing Time	Lap Time	Sec1	Sec2	Sec3	Sec4	km/h
			43.374	25.341	59.060	28.996	186.497
1.	2'36.771		41.538	25.249	59.704	29.403	180.741
2.	5'12.665	2'35.894 (5)	41.672	25.467	59.430	29.347	180.370
3.	7'48.581	2'36.413 (7)	41.735	25.404	59.442	29.832	178.900
4.	10'24.994	2'35.680 (4)	41.945	25.320	59.407	29.008	184.926
5.	13'00.674	2'35.152 (3)	41.549	25.390	59.160	29.053	183.000
6.	15'35.826	2'34.935 (2)	41.523	24.987	58.856	29.569	178.900
7.	18'10.761	<b>B 2'34.624</b> (1)	41.622	24.913	58.932	29.157	175.680
8.	20'45.385						



MFJ 公認 準国際競技会

# 鈴鹿サンデーロードレース第1戦



JP250 DUNLOP OFFICIAL TYRE SUPPLIER

## インター/ナショナルJP250 決勝 レース

2025 / 4 / 20 :

 SUZUKA CIRCUIT  
Full Course 2-Wheels(5,821m)

### 個別ラップ表

Weather :Cloudy  
Track :Dry

No	25	Best Time	2'30.018	139.687 km/h
Name	船田 俊希	Total Time	20'09.476	8 Laps
Team	YTR	Average Lap Time	2'31.046	
Type	Honda/CBR250RR	Today's Rank	2 / 9	
		Today's Top Time	2'29.653	140.028 km/h

Lap	Passing Time	Lap Time		Sec1	Sec2	Sec3	Sec4	km/h
				41.719	24.547	57.259	28.624	193.907
1.	2'32.149			40.833	24.575	57.101	28.187	196.510
2.	5'02.845	2'30.696 (3)		41.476	24.623	57.753	28.180	189.310
3.	7'34.877	2'32.032 (6)		41.173	24.456	57.186	28.198	195.635
4.	10'05.890	2'31.013 (4)		40.463	24.441	56.897	28.217	193.055
5.	12'35.908	<b>B 2'30.018</b> (1)		40.326	24.255	57.233	28.493	185.708
6.	15'06.215	2'30.307 (2)		40.747	24.751	57.803	28.942	183.766
7.	17'38.458	2'32.243 (7)		40.438	24.719	57.658	28.203	186.894
8.	20'09.476	2'31.018 (5)						



MFJ 公認 準国際競技会


# 鈴鹿サンデーロードレース第1戦



JP250 DUNLOP OFFICIAL TYRE SUPPLIER

## インター/ナショナルJP250 決勝 レース

2025 / 4 / 20 :

 SUZUKA CIRCUIT  
Full Course 2-Wheels(5,821m)

### 個別ラップ表

Weather :Cloudy  
Track :Dry

No	29	Best Time	2'33.011	136.955 km/h
Name	小野 雅治	Total Time	20'35.815	8 Laps
Team	磐田レーシングファミリー	Average Lap Time	2'34.437	
Type	YAMAHA/YZF-R3	Today's Rank	6 / 9	
		Today's Top Time	2'29.653	140.028 km/h

Lap	Passing Time	Lap Time	Sec1	Sec2	Sec3	Sec4	km/h	
			42.267	25.193	58.405	28.889	186.102	
1.	2'34.754							
		<b>B 2'33.011</b>	(1)	41.063	24.918	57.830	29.200	190.957
2.	5'07.765							
		2'33.589	(2)	41.348	24.991	58.365	28.885	182.620
3.	7'41.354							
		2'34.454	(3)	41.750	25.023	58.682	28.999	179.632
4.	10'15.808							
		2'34.628	(4)	41.778	25.053	58.839	28.958	177.455
5.	12'50.436							
		2'34.711	(5)	41.770	25.101	58.678	29.162	177.455
6.	15'25.147							
		2'35.013	(6)	41.874	25.155	58.876	29.108	177.455
7.	18'00.160							
		2'35.655	(7)	41.834	25.343	59.009	29.469	177.097
8.	20'35.815							



MFJ 公認 準国際競技会

# 鈴鹿サンデーロードレース第 1 戦



JP250 DUNLOP OFFICIAL TYRE SUPPLIER

## インター/ナショナルJP250 決勝 レース

2025 / 4 / 20 :



SUZUKA CIRCUIT

### 個別ラップ表

Weather :Cloudy

Track :Dry

Full Course 2-Wheels(5,821m)

No	36	Best Time	2'30.661	139.091 km/h
Name	三浦 雄一	Total Time	20'19.259	8 Laps
Team	FAST with Nojima&IRCO.	Average Lap Time	2'32.191	
Type	Honda/CBR250RR	Today's Rank	4 / 9	
		Today's Top Time	2'29.653	140.028 km/h

Lap	Passing Time	Lap Time	Sec1	Sec2	Sec3	Sec4	km/h
			42.217	25.086	58.110	28.506	190.957
1.	2'33.919		41.041	24.782	57.508	28.799	190.542
2.	5'06.049	2'32.130 (3)	41.315	24.649	57.770	28.919	188.903
3.	7'38.702	2'32.653 (6)	41.390	24.709	57.986	29.166	188.903
4.	10'11.953	2'33.251 (7)	40.798	24.439	57.800	29.063	185.316
5.	12'44.053	2'32.100 (2)	40.926	24.613	58.053	28.609	186.497
6.	15'16.254	2'32.201 (4)	41.133	24.506	57.884	28.821	181.488
7.	17'48.598	2'32.344 (5)	40.796	24.440	57.168	28.257	192.632
8.	20'19.259	<b>B 2'30.661 (1)</b>					



MFJ 公認 準国際競技会

# 鈴鹿サンデーロードレース第1戦



JP250 DUNLOP OFFICIAL TYRE SUPPLIER

## インター/ナショナルJP250 決勝 レース

2025 / 4 / 20 :

 SUZUKA CIRCUIT  
Full Course 2-Wheels(5,821m)

### 個別ラップ表

Weather :Cloudy  
Track :Dry

No	41	Best Time	2'31.106	138.681 km/h
Name	針尾 大治郎	Total Time	20'18.541	8 Laps
Team	Nitro Ryota Racing	Average Lap Time	2'32.292	
Type	YAMAHA/YZF-R3	Today's Rank	5 / 9	
		Today's Top Time	2'29.653	140.028 km/h

Lap	Passing Time	Lap Time	Sec1	Sec2	Sec3	Sec4	km/h
			41.530	24.993	57.791	28.178	184.151
1.	2'32.492						
		2'31.730 (3)	41.402	24.763	57.776	27.789	180.741
2.	5'04.222						
		2'31.431 (2)	41.269	24.666	57.233	28.263	184.926
3.	7'35.653						
		<b>B 2'31.106</b> (1)	41.003	24.508	57.599	27.996	181.863
4.	10'06.759						
		2'31.918 (4)	41.104	24.673	57.714	28.427	177.814
5.	12'38.677						
		2'33.546 (6)	41.471	24.971	58.465	28.639	176.386
6.	15'12.223						
		2'33.572 (7)	41.584	25.078	58.483	28.427	176.740
7.	17'45.795						
		2'32.746 (5)	41.534	24.789	58.012	28.411	177.814
8.	20'18.541						





MFJ 公認 準国際競技会

# 鈴鹿サンデーロードレース第1戦



JP250 DUNLOP OFFICIAL TYRE SUPPLIER

## インターナショナルJP250 決勝レース

2025 / 4 / 20 :

SUZUKA CIRCUIT  
Full Course 2-Wheels(5,821m)

### 個別ラップ表

Weather :Cloudy  
Track :Dry

No	48	Best Time	2'37.233	133.277 km/h
Name	小池 信一郎	Total Time	21'05.613	8 Laps
Team	B-SQUARE-R コウカ-R Nozuka けんさん	Average Lap Time	2'37.945	
Type	Kawasaki/ZX-25R	Today's Rank	8 / 9	
		Today's Top Time	2'29.653	140.028 km/h

Lap	Passing Time	Lap Time	Sec1	Sec2	Sec3	Sec4	km/h
			44.371	26.120	59.934	29.570	182.241
1.	2'39.995						
		2'37.248 (2)	42.538	25.410	59.656	29.644	182.241
2.	5'17.243						
		2'38.157 (5)	42.410	25.693	59.745	30.309	177.097
3.	7'55.400						
		<b>B 2'37.233</b> (1)	42.291	25.628	59.660	29.654	179.265
4.	10'32.633						
		2'38.752 (7)	42.653	26.126	1'00.222	29.751	179.632
5.	13'11.385						
		2'37.720 (3)	42.631	25.916	59.689	29.484	178.537
6.	15'49.105						
		2'38.477 (6)	42.604	25.738	1'00.355	29.780	178.537
7.	18'27.582						
		2'38.031 (4)	42.628	25.668	59.796	29.939	178.900
8.	21'05.613						



MFJ 公認 準国際競技会


# 鈴鹿サンデーロードレース第1戦



JP250 DUNLOP OFFICIAL TYRE SUPPLIER

## インターナショナルJP250 決勝 レース

2025 / 4 / 20 :

 SUZUKA CIRCUIT  
Full Course 2-Wheels(5,821m)

### 個別ラップ表

Weather :Cloudy  
Track :Dry

No	3	Best Time	2'35.189	135.033 km/h
Name	神山 保男	Total Time	20'46.610	8 Laps
Team	G3 Racing Project	Average Lap Time	2'35.574	
Type	Honda/CBR250RR	Today's Rank	7 / 17	
		Today's Top Time	2'29.169	140.482 km/h

Lap	Passing Time	Lap Time	Sec1	Sec2	Sec3	Sec4	km/h
			43.693	25.430	59.455	29.013	189.310
1.	2'37.591		42.345	25.198	59.115	29.633	189.310
2.	5'13.882	2'36.291 (7)	41.431	25.109	59.044	29.706	183.000
3.	7'49.172	2'35.290 (3)	41.339	25.394	59.202	29.736	181.113
4.	10'24.843	2'35.671 (5)	42.252	25.297	58.861	28.967	183.382
5.	13'00.220	2'35.377 (4)	41.629	25.123	59.160	29.306	178.900
6.	15'35.438	2'35.218 (2)	41.629	25.121	58.937	29.502	181.863
7.	18'10.627	<b>B 2'35.189</b> (1)	41.629	25.121	58.937	29.502	181.863
8.	20'46.610	2'35.983 (6)	41.436	24.991	59.209	30.347	173.941



MFJ 公認 準国際競技会


# 鈴鹿サンデーロードレース第1戦



JP250 DUNLOP OFFICIAL TYRE SUPPLIER

## インターナショナルJP250 決勝レース

2025 / 4 / 20 :

 SUZUKA CIRCUIT  
Full Course 2-Wheels(5,821m)

### 個別ラップ表

Weather :Cloudy  
Track :Dry

No	19	Best Time	2'37.001	133.474 km/h
Name	松越 行洋	Total Time	21'09.862	8 Laps
Team	Team HIRO	Average Lap Time	2'37.957	
Type	Honda/CBR250RR	Today's Rank	10 / 17	
		Today's Top Time	2'29.169	140.482 km/h

Lap	Passing Time	Lap Time	Sec1	Sec2	Sec3	Sec4	km/h
			47.213	26.619	1'00.429	29.899	183.000
1.	2'44.160						
2.	5'24.517	2'40.357 (7)	42.798	26.333	1'00.671	30.555	184.926
3.	8'03.038	2'38.521 (6)	42.044	25.929	1'00.506	30.042	179.632
4.	10'40.967	2'37.929 (5)	42.011	25.693	1'00.321	29.904	177.097
5.	13'18.574	2'37.607 (4)	42.160	25.594	1'00.063	29.790	177.455
6.	15'55.715	2'37.141 (2)	41.762	25.454	1'00.131	29.794	177.455
7.	18'32.861	2'37.146 (3)	41.954	25.365	1'00.155	29.672	177.455
8.	21'09.862	<b>B 2'37.001</b> (1)	41.559	25.385	59.644	30.413	178.174



MFJ 公認 準国際競技会

# 鈴鹿サンデーロードレース第1戦



JP250 DUNLOP OFFICIAL TYRE SUPPLIER

## インターナショナルJP250 決勝レース

2025 / 4 / 20 :



SUZUKA CIRCUIT

### 個別ラップ表

Weather :Cloudy

Track :Dry

Full Course 2-Wheels(5,821m)

No	24	Best Time	2'43.144	128.448 km/h
Name	大西洋	Total Time	22'00.925	8 Laps
Team	(I[F[【[【[【[ CASE BALZ STORE MOTO	Average Lap Time	2'44.357	
Type	Honda/CBR250RR	Today's Rank	17 / 17	
		Today's Top Time	2'29.169	140.482 km/h

Lap	Passing Time	Lap Time	Sec1	Sec2	Sec3	Sec4	km/h
			47.735	27.160	1'04.582	30.948	176.032
1.	2'50.425		44.658	26.425	1'02.309	31.750	175.329
2.	5'35.567	2'45.142 (6)	45.116	26.738	1'02.922	30.818	177.097
3.	8'21.161	2'45.594 (7)	44.616	26.616	1'02.785	30.997	173.597
4.	11'06.175	2'45.014 (5)	44.599	26.760	1'02.090	30.898	173.254
5.	13'50.522	2'44.347 (4)	44.535	26.204	1'02.518	30.733	173.941
6.	16'34.512	2'43.990 (3)	43.967	26.229	1'01.875	31.073	176.740
7.	19'17.656	<b>B 2'43.144</b> (1)	43.912	26.643	1'01.931	30.783	173.597
8.	22'00.925	2'43.269 (2)					



MFJ 公認 準国際競技会

# 鈴鹿サンデーロードレース第1戦



JP250 DUNLOP OFFICIAL TYRE SUPPLIER

## インター/ナショナルJP250 決勝 レース

2025 / 4 / 20 :

SUZUKA CIRCUIT  
Full Course 2-Wheels(5,821m)

### 個別ラップ表

Weather :Cloudy  
Track :Dry

No	31	Best Time	2'39.730	131.194 km/h
Name	田川 浩明	Total Time	8'23.887	3 Laps
Team	FASTクレオネットwith Nojima	Average Lap Time	2'50.956	
Type	Honda/CBR250RR	Today's Rank	11 / 17	
		Today's Top Time	2'29.169	140.482 km/h

Lap	Passing Time	Lap Time	Sec1	Sec2	Sec3	Sec4	km/h
			44.452	26.347	1'00.749	30.426	174.286
1.	2'41.974	<b>B 2'39.730</b> (1)	42.673	25.653	1'01.241	30.163	171.563
2.	5'21.704	3'02.183 (2)	43.233	26.014	1'02.165	50.771	168.599
3.	8'23.887 Pit						



MFJ 公認 準国際競技会


# 鈴鹿サンデーロードレース第 1 戦



JP250 DUNLOP OFFICIAL TYRE SUPPLIER

## インター/ナショナルJP250 決勝 レース

2025 / 4 / 20 :

 SUZUKA CIRCUIT  
Full Course 2-Wheels(5,821m)

### 個別ラップ表

Weather :Cloudy  
Track :Dry

No	37	Best Time	2'30.285	139.439 km/h
Name	南 博之	Total Time	20'10.395	8 Laps
Team	TeamみなみFamily	Average Lap Time	2'31.089	
Type	Honda/CBR250RR	Today's Rank	3 / 17	
		Today's Top Time	2'29.169	140.482 km/h

Lap	Passing Time	Lap Time	Sec1	Sec2	Sec3	Sec4	km/h
			41.887	24.943	57.285	28.653	190.130
1.	2'32.768						
		2'30.780 (4)	40.481	24.479	57.286	28.534	190.130
2.	5'03.548						
		2'32.277 (7)	41.280	24.655	57.405	28.937	190.542
3.	7'35.825						
		<b>B 2'30.285</b> (1)	40.361	24.469	57.113	28.342	194.767
4.	10'06.110						
		2'30.300 (2)	40.422	24.459	57.348	28.071	190.542
5.	12'36.410						
		2'30.712 (3)	40.524	24.613	57.481	28.094	186.894
6.	15'07.122						
		2'31.496 (5)	40.505	24.483	57.475	29.033	192.632
7.	17'38.618						
		2'31.777 (6)	40.779	24.756	57.540	28.702	186.497
8.	20'10.395						



MFJ 公認 準国際競技会

# 鈴鹿サンデーロードレース第1戦



JP250 DUNLOP OFFICIAL TYRE SUPPLIER

## インター/ナショナルJP250 決勝 レース

2025 / 4 / 20 :

SUZUKA CIRCUIT  
Full Course 2-Wheels(5,821m)

### 個別ラップ表

Weather :Cloudy  
Track :Dry

No	39	Best Time	2'29.169	140.482 km/h
Name	鈴木 未来翔	Total Time	20'02.833	8 Laps
Team	M-Support三木物流 TOHO	Average Lap Time	2'30.134	
Type	Honda/CBR250RR	Today's Rank	1 / 17	
		Today's Top Time	2'29.169	140.482 km/h

Lap	Passing Time	Lap Time	Sec1	Sec2	Sec3	Sec4	km/h
			40.608	24.777	57.892	28.615	182.620
1.	2'31.892						
		2'31.430 (6)	40.362	24.464	57.602	29.002	182.241
2.	5'03.322						
		2'32.006 (7)	41.163	24.638	57.620	28.585	178.537
3.	7'35.328						
		2'29.375 (3)	39.670	24.433	57.096	28.176	183.766
4.	10'04.703						
		2'29.617 (4)	40.214	24.335	57.263	27.805	182.241
5.	12'34.320						
		2'29.242 (2)	40.068	24.208	57.029	27.937	182.620
6.	15'03.562						
		<b>B 2'29.169 (1)</b>	40.089	24.221	57.078	27.781	183.000
7.	17'32.731						
		2'30.102 (5)	40.218	24.220	57.324	28.340	182.620
8.	20'02.833						



MFJ 公認 準国際競技会

# 鈴鹿サンデーロードレース第1戦



JP250 DUNLOP OFFICIAL TYRE SUPPLIER

## インターナショナルJP250 決勝レース

2025 / 4 / 20 :



SUZUKA CIRCUIT

### 個別ラップ表

Weather :Cloudy

Track :Dry

Full Course 2-Wheels(5,821m)

No	44	Best Time	2'43.009	128.555 km/h
Name	松本 栄直	Total Time	22'01.158	8 Laps
Team	Mcracing with 8810R SF	Average Lap Time	2'44.599	
Type	Honda/CBR250RR	Today's Rank	16 / 17	
		Today's Top Time	2'29.169	140.482 km/h

Lap	Passing Time	Lap Time	Sec1	Sec2	Sec3	Sec4	km/h
			47.336	27.136	1'03.566	30.927	169.575
1.	2'48.965						
		2'46.531 (7)	44.163	27.143	1'03.060	32.165	167.954
2.	5'35.496						
		2'45.948 (6)	45.256	26.877	1'03.440	30.375	169.903
3.	8'21.444						
		2'44.781 (5)	44.401	26.874	1'02.786	30.720	171.563
4.	11'06.225						
		2'44.599 (4)	44.658	27.121	1'02.351	30.469	165.736
5.	13'50.824						
		2'44.311 (3)	44.335	26.453	1'02.323	31.200	172.913
6.	16'35.135						
		<b>B 2'43.009 (1)</b>	43.485	26.321	1'02.157	31.046	170.895
7.	19'18.144						
		2'43.014 (2)	43.497	27.045	1'01.724	30.748	168.599
8.	22'01.158						





MFJ 公認 準国際競技会

# 鈴鹿サンデーロードレース第1戦



JP250 DUNLOP OFFICIAL TYRE SUPPLIER

## インター/ナショナルJP250 決勝 レース

2025 / 4 / 20 :

SUZUKA CIRCUIT  
Full Course 2-Wheels(5,821m)

### 個別ラップ表

Weather :Cloudy  
Track :Dry

No	46	Best Time	2'34.340	135.776 km/h
Name	林 夢乃	Total Time	20'45.290	8 Laps
Team	チームゆめ77IEC+D-nut's	Average Lap Time	2'35.308	
Type	Honda/CBR250RR	Today's Rank	5 / 17	
		Today's Top Time	2'29.169	140.482 km/h

Lap	Passing Time	Lap Time	Sec1	Sec2	Sec3	Sec4	km/h
			44.024	25.696	59.051	29.357	193.055
1.	2'38.128						
2.	5'13.367	2'35.239 (5)	42.086	25.217	58.853	29.083	189.719
3.	7'49.042	2'35.675 (6)	41.496	25.303	59.257	29.619	186.102
4.	10'27.550	2'38.508 (7)	41.793	25.265	58.977	32.473	186.894
5.	13'01.907	2'34.357 (2)	41.798	24.851	58.842	28.866	182.620
6.	15'36.356	2'34.449 (3)	42.318	25.021	58.501	28.609	186.894
7.	18'10.696	<b>B 2'34.340</b> (1)	41.190	25.067	58.555	29.528	182.241
8.	20'45.290	2'34.594 (4)	42.383	25.040	58.075	29.096	189.719



MFJ 公認 準国際競技会


# 鈴鹿サンデーロードレース第1戦



JP250 DUNLOP OFFICIAL TYRE SUPPLIER

## インター/ナショナルJP250 決勝 レース

2025 / 4 / 20 :

 SUZUKA CIRCUIT  
Full Course 2-Wheels(5,821m)

### 個別ラップ表

Weather :Cloudy  
Track :Dry

No	47	Best Time	2'31.412	138.401 km/h
Name	澤合格	Total Time	20'19.548	8 Laps
Team	AK1TECH	Average Lap Time	2'32.130	
Type	Honda/CBR250RR	Today's Rank	4 / 17	
		Today's Top Time	2'29.169	140.482 km/h

Lap	Passing Time	Lap Time	Sec1	Sec2	Sec3	Sec4	km/h
			42.594	25.239	57.944	28.858	191.790
1.	2'34.635						
		2'32.890 (7)	40.780	24.981	58.137	28.992	187.692
2.	5'07.525						
		2'32.231 (5)	40.777	24.819	57.999	28.636	187.292
3.	7'39.756						
		2'31.823 (3)	40.883	24.756	57.429	28.755	191.373
4.	10'11.579						
		2'32.199 (4)	41.327	24.553	57.566	28.753	188.903
5.	12'43.778						
		2'32.751 (6)	41.376	24.713	57.866	28.796	183.766
6.	15'16.529						
		2'31.607 (2)	41.075	24.532	57.533	28.467	187.292
7.	17'48.136						
		<b>B 2'31.412 (1)</b>	40.607	24.506	57.437	28.862	188.094
8.	20'19.548						



MFJ 公認 準国際競技会

# 鈴鹿サンデーロードレース第1戦



JP250 DUNLOP OFFICIAL TYRE SUPPLIER

## インター/ナショナルJP250 決勝 レース

2025 / 4 / 20 :

SUZUKA CIRCUIT  
Full Course 2-Wheels(5,821m)

### 個別ラップ表

Weather :Cloudy  
Track :Dry

No	50	Best Time	2'34.817	135.357 km/h
Name	神吉 龍成	Total Time	20'45.655	8 Laps
Team	Team能塚&B-SQUARE&かおるフレンズ*	Average Lap Time	2'35.388	
Type	Kawasaki/ZX-25R	Today's Rank	6 / 17	
		Today's Top Time	2'29.169	140.482 km/h

Lap	Passing Time	Lap Time	Sec1	Sec2	Sec3	Sec4	km/h
			43.662	25.993	58.820	29.461	190.130
1.	2'37.936		41.822	25.310	59.008	29.452	188.903
2.	5'13.528	2'35.592 (5)	41.626	25.177	59.073	29.722	188.903
3.	7'49.126	2'35.598 (6)	42.317	25.033	58.795	29.628	191.373
4.	10'24.899	2'35.773 (7)	41.923	25.359	59.091	29.190	181.488
5.	13'00.462	2'35.563 (4)	41.379	25.599	58.881	29.271	185.708
6.	15'35.592	2'35.130 (2)	41.462	25.839	58.269	29.676	186.894
7.	18'10.838	2'35.246 (3)	41.462	25.839	58.269	29.676	186.894
8.	20'45.655	<b>B 2'34.817</b> (1)	42.019	25.004	58.288	29.506	186.102



MFJ 公認 準国際競技会

# 鈴鹿サンデーロードレース第1戦



JP250 DUNLOP OFFICIAL TYRE SUPPLIER

## インター/ナショナルJP250 決勝 レース

2025 / 4 / 20 :

SUZUKA CIRCUIT

### 個別ラップ表

Weather :Cloudy

Full Course 2-Wheels(5,821m)

Track :Dry

No	63	Best Time	2'40.190	130.817 km/h
Name	中尾 正太	Total Time	21'56.464	8 Laps
Team	SN63 With KTM名古屋	Average Lap Time	2'41.842	
Type	KTM/RC390	Today's Rank	14 / 17	
		Today's Top Time	2'29.169	140.482 km/h

Lap	Passing Time	Lap Time	Sec1	Sec2	Sec3	Sec4	km/h
			46.577	41.729	1'03.989	31.272	175.680
1.	3'03.567		44.453	26.864	1'01.039	30.824	176.032
2.	5'46.747	2'43.180 (6)	44.300	26.524	1'01.590	30.160	174.980
3.	8'29.321	2'42.574 (5)	43.963	26.481	1'01.067	29.804	175.329
4.	11'10.636	2'41.315 (4)	43.777	26.276	1'00.488	29.649	178.537
5.	13'50.826	<b>B 2'40.190</b> (1)	43.703	26.254	1'00.901	30.170	174.632
6.	16'31.854	2'41.028 (2)	44.029	26.585	1'01.970	30.882	174.286
7.	19'15.320	2'43.466 (7)	43.787	26.237	1'00.936	30.184	174.980
8.	21'56.464	2'41.144 (3)					



MFJ 公認 準国際競技会


# 鈴鹿サンデーロードレース第1戦



JP250 DUNLOP OFFICIAL TYRE SUPPLIER

## インター/ナショナルJP250 決勝 レース

2025 / 4 / 20 :

 SUZUKA CIRCUIT  
Full Course 2-Wheels(5,821m)

### 個別ラップ表

Weather :Cloudy  
Track :Dry

No	64	Best Time	2'36.370	134.013 km/h
Name	塚脇 椋太	Total Time	15'49.204	6 Laps
Team	Team FKWorks Hiroko	Average Lap Time	2'37.620	
Type	YAMAHA/YZF-R3	Today's Rank	9 / 17	
		Today's Top Time	2'29.169	140.482 km/h

Lap	Passing Time	Lap Time	Sec1	Sec2	Sec3	Sec4	km/h
			46.053	25.994	59.407	29.646	182.241
1.	2'41.100						
		2'37.216 (2)	42.756	25.334	59.585	29.541	179.265
2.	5'18.316						
		<b>B 2'36.370</b> (1)	42.199	25.278	59.339	29.554	183.766
3.	7'54.686						
		2'37.970 (3)	42.597	25.482	1'00.258	29.633	175.680
4.	10'32.656						
		2'38.306 (5)	42.708	26.179	1'00.143	29.276	175.329
5.	13'10.962						
		2'38.242 (4)	42.792	25.685	1'00.233	29.532	174.980
6.	15'49.204						



MFJ 公認 準国際競技会

# 鈴鹿サンデーロードレース第1戦



JP250 DUNLOP OFFICIAL TYRE SUPPLIER

## インター/ナショナルJP250 決勝 レース

2025 / 4 / 20 :

SUZUKA CIRCUIT  
Full Course 2-Wheels(5,821m)

### 個別ラップ表

Weather :Cloudy  
Track :Dry

No	75	Best Time	2'40.417	130.632 km/h
Name	橋野 喜也	Total Time	21'32.367	8 Laps
Team	teamEBATA&H-make&PowerOneStop	Average Lap Time	2'41.213	
Type	Honda/CBR250RR	Today's Rank	15 / 17	
		Today's Top Time	2'29.169	140.482 km/h

Lap	Passing Time	Lap Time	Sec1	Sec2	Sec3	Sec4	km/h
			46.219	26.539	1'00.793	30.321	178.900
1.	2'43.872						
		2'41.220 (5)	42.607	26.037	1'00.942	31.634	182.620
2.	5'25.092						
		<b>B 2'40.417 (1)</b>	42.951	26.215	1'01.137	30.114	178.174
3.	8'05.509						
		2'40.824 (3)	43.833	26.160	1'00.788	30.043	177.097
4.	10'46.333						
		2'41.033 (4)	43.277	26.046	1'01.228	30.482	173.597
5.	13'27.366						
		2'40.541 (2)	43.388	26.019	1'00.979	30.155	176.386
6.	16'07.907						
		2'41.575 (6)	43.380	26.383	1'01.390	30.422	174.980
7.	18'49.482						
		2'42.885 (7)	43.371	26.037	1'02.473	31.004	172.913
8.	21'32.367						



MFJ 公認 準国際競技会

# 鈴鹿サンデーロードレース第1戦



JP250 DUNLOP OFFICIAL TYRE SUPPLIER

## インター/ナショナルJP250 決勝 レース

2025 / 4 / 20 :



SUZUKA CIRCUIT

### 個別ラップ表

Weather :Cloudy

Track :Dry

Full Course 2-Wheels(5,821m)

No	<b>77</b>	Best Time	<b>2'39.846</b>	<b>131.099</b> km/h
Name	<b>HAN GYUBOK</b>	Total Time	<b>21'24.779</b>	<b>8</b> Laps
Team	<b>Nojima with GBHAN</b>	Average Lap Time	<b>2'40.143</b>	
Type	<b>Honda/CBR250RR</b>	Today's Rank	<b>12 / 17</b>	
		Today's Top Time	<b>2'29.169</b>	<b>140.482</b> km/h

Lap	Passing Time	Lap Time	Sec1	Sec2	Sec3	Sec4	km/h
			46.726	26.286	1'00.512	30.249	180.000
1.	2'43.773						
		2'40.594 (7)	42.965	25.949	1'00.992	30.688	184.926
2.	5'24.367						
		2'39.897 (3)	42.966	26.029	1'00.749	30.153	177.814
3.	8'04.264						
		2'39.859 (2)	42.752	26.063	1'00.767	30.277	174.286
4.	10'44.123						
		2'39.905 (4)	42.932	25.937	1'01.027	30.009	177.097
5.	13'24.028						
		<b>B 2'39.846</b> (1)	42.790	26.197	1'00.802	30.057	174.980
6.	16'03.874						
		2'40.354 (5)	42.918	26.129	1'01.007	30.300	173.941
7.	18'44.228						
		2'40.551 (6)	43.127	26.249	1'00.871	30.304	174.286
8.	21'24.779						



MFJ 公認 準国際競技会

# 鈴鹿サンデーロードレース第1戦



JP250 DUNLOP OFFICIAL TYRE SUPPLIER

## インター/ナショナルJP250 決勝 レース

2025 / 4 / 20 :

SUZUKA CIRCUIT

### 個別ラップ表

Weather :Cloudy

Full Course 2-Wheels(5,821m)

Track :Dry

No	78	Best Time	2'35.634	134.647 km/h
Name	栗田 学	Total Time	20'52.469	8 Laps
Team	立秋モーターズRC甲子園ファンファクトリー	Average Lap Time	2'36.486	
Type	YAMAHA/YZF-R3	Today's Rank	8 / 17	
		Today's Top Time	2'29.169	140.482 km/h

Lap	Passing Time	Lap Time	Sec1	Sec2	Sec3	Sec4	km/h
			43.233	25.338	58.989	29.504	184.151
1.	2'37.064						
2.	5'13.039	2'35.975 (3)	42.032	25.452	58.998	29.493	185.708
3.	7'50.380	2'37.341 (6)	43.225	25.480	59.435	29.201	184.538
4.	10'26.279	2'35.899 (2)	42.041	25.402	59.177	29.279	184.151
5.	13'02.541	2'36.262 (4)	42.374	25.368	59.072	29.448	184.538
6.	15'38.175	<b>B 2'35.634</b> (1)	42.001	25.294	59.183	29.156	182.620
7.	18'15.115	2'36.940 (5)	42.268	25.458	59.421	29.793	180.741
8.	20'52.469	2'37.354 (7)	42.499	25.478	59.236	30.141	180.741





MFJ 公認 準国際競技会

# 鈴鹿サンデーロードレース第1戦



JP250 DUNLOP OFFICIAL TYRE SUPPLIER

## インターナショナルJP250 決勝レース

2025 / 4 / 20 :

SUZUKA CIRCUIT

### 個別ラップ表

Weather :Cloudy

Full Course 2-Wheels(5,821m)

Track :Dry

No	<b>91</b>	Best Time	<b>2'40.190</b>	<b>130.817</b> km/h
Name	<b>市岡 洋一郎</b>	Total Time	<b>21'29.396</b>	<b>8</b> Laps
Team	<b>Classe moto team</b>	Average Lap Time	<b>2'40.915</b>	
Type	<b>Honda/CBR250RR</b>	Today's Rank	<b>13 / 17</b>	
		Today's Top Time	<b>2'29.169</b>	<b>140.482</b> km/h

Lap	Passing Time	Lap Time	Sec1	Sec2	Sec3	Sec4	km/h
			45.757	26.303	1'00.994	29.934	176.740
1.	2'42.988						
		2'41.759 (6)	43.053	26.235	1'01.055	31.416	176.740
2.	5'24.747						
		2'41.762 (7)	43.211	26.181	1'01.311	31.059	177.455
3.	8'06.509						
		<b>B 2'40.190</b> (1)	43.136	26.319	1'00.746	29.989	177.097
4.	10'46.699						
		2'40.600 (3)	43.302	25.959	1'01.153	30.186	177.455
5.	13'27.299						
		2'40.361 (2)	43.172	26.197	1'00.844	30.148	174.286
6.	16'07.660						
		2'40.995 (5)	43.909	25.973	1'00.947	30.166	173.597
7.	18'48.655						
		2'40.741 (4)	43.026	26.360	1'00.922	30.433	173.941
8.	21'29.396						



MFJ 公認 準国際競技会

# 鈴鹿サンデーロードレース第1戦



JP250 DUNLOP OFFICIAL TYRE SUPPLIER

## インター/ナショナルJP250 決勝レース

2025 / 4 / 20 :

 SUZUKA CIRCUIT  
Full Course 2-Wheels(5,821m)

### 個別ラップ表

Weather :Cloudy

Track :Dry

No	<b>92</b>	Best Time	<b>2'29.747</b>	<b>139.940</b> km/h
Name	<b>本間 国光</b>	Total Time	<b>20'09.810</b>	<b>8</b> Laps
Team	<b>リックwith MGR</b>	Average Lap Time	<b>2'30.991</b>	
Type	<b>YAMAHA/YZF-R3</b>	Today's Rank	<b>2 / 17</b>	
		Today's Top Time	<b>2'29.169</b>	<b>140.482</b> km/h

Lap	Passing Time	Lap Time		Sec1	Sec2	Sec3	Sec4	km/h
				41.462	25.667	57.192	28.551	194.767
1.	2'32.872			41.235	24.962	57.199	28.110	184.151
2.	5'04.378	2'31.506 (6)		41.528	24.625	57.084	28.256	194.336
3.	7'35.871	2'31.493 (5)		40.639	24.486	56.900	28.291	186.497
4.	10'06.187	2'30.316 (3)		40.596	24.444	56.843	27.864	189.719
5.	12'35.934	<b>B 2'29.747</b> (1)		40.847	24.562	56.785	28.114	190.130
6.	15'06.242	2'30.308 (2)		40.986	24.777	57.471	29.266	176.386
7.	17'38.742	2'32.500 (7)		40.766	24.783	57.400	28.119	183.766
8.	20'09.810	2'31.068 (4)						