



ENEOS スーパー耐久シリーズ 2026 Empowered by BRIDGESTONE



第2戦 SUZUKA 5時間レース

Yaris Cup

スーパー耐久 公式予選 C Driver

2026 / 4 / 18 :



SUZUKA CIRCUIT

個別ラップ表

Weather : Fine

Full Course 4-Wheels(5,807m)

Track : Dry

No	23	Best Time	2'03.365	169.458 km/h
Name	DAISUKE/片岡/中山/元嶋	Total Time	15'35.223	7 Laps
Team	TKRI松永建設AMG GT3	Average Lap Time	2'04.963	
Type	Mercedes AMG GT3	Today's Rank	3 / 4	
		Today's Top Time	2'01.974	171.391 km/h

No	23 (Driver1)	Best Time		km/h
Name	DAISUKE	Total Time		Laps
Team	TKRI松永建設AMG GT3	Average Lap Time		
Type	Mercedes AMG GT3	Today's Rank		
		Today's Top Time	2'01.974	171.391 km/h

No	23 (Driver2)	Best Time		km/h
Name	片岡 龍也	Total Time		Laps
Team	TKRI松永建設AMG GT3	Average Lap Time		
Type	Mercedes AMG GT3	Today's Rank		
		Today's Top Time	2'01.974	171.391 km/h

No	23 (Driver3)	Best Time	2'03.365	169.458 km/h
Name	中山 友貴	Total Time	15'35.223	7 Laps
Team	TKRI松永建設AMG GT3	Average Lap Time	2'04.963	
Type	Mercedes AMG GT3	Today's Rank	3 / 132	
		Today's Top Time	2'01.974	171.391 km/h

No	23 (Driver4)	Best Time		km/h
Name	元嶋 佑弥	Total Time		Laps
Team	TKRI松永建設AMG GT3	Average Lap Time		
Type	Mercedes AMG GT3	Today's Rank		
		Today's Top Time	2'01.974	171.391 km/h

Lap	Passing Time	Lap Time	Sec1	Sec2	Sec3	Sec4	km/h	Driver No
				21.957	48.320	24.117	196.071	3
1.	3'05.445							
2.	5'11.756	2'06.311 (6)	36.070	21.633	45.838	22.770	244.680	3
3.	7'17.602	2'05.846 (5)	34.978	23.201	44.957	22.710	243.324	3
4.	9'22.738	2'05.136 (3)	35.019	21.069	45.024	24.024	231.158	3
5.	11'26.479	2'03.741 (2)	34.941	21.023	45.079	22.698	243.324	3
6.	13'29.844	B 2'03.365 (1)	34.965	21.113	44.659	22.628	243.324	3
7.	15'35.223	2'05.379 (4)	36.419	21.276	44.902	22.782	244.000	3



ENEOS スーパー耐久シリーズ 2026 Empowered by BRIDGESTONE

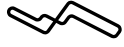


第2戦 SUZUKA 5時間レース

Yaris Cup

スーパー耐久 公式予選 C Driver

2026 / 4 / 18 :



SUZUKA CIRCUIT

個別ラップ表

Weather : Fine

Track : Dry

Full Course 4-Wheels(5,807m)

No	31	Best Time	2'03.533	169.228 km/h
Name	永井/小河/嵯峨	Total Time	15'30.621	7 Laps
Team	DENSO LEXUS RC F GT3	Average Lap Time	2'05.232	
Type	LEXUS RC F GT3	Today's Rank	4 / 4	
		Today's Top Time	2'01.974	171.391 km/h

No	31 (Driver1)	Best Time		km/h
Name	永井 宏明	Total Time		Laps
Team	DENSO LEXUS RC F GT3	Average Lap Time		
Type	LEXUS RC F GT3	Today's Rank		
		Today's Top Time	2'01.974	171.391 km/h

No	31 (Driver2)	Best Time		km/h
Name	小河 諒	Total Time		Laps
Team	DENSO LEXUS RC F GT3	Average Lap Time		
Type	LEXUS RC F GT3	Today's Rank		
		Today's Top Time	2'01.974	171.391 km/h

No	31 (Driver3)	Best Time	2'03.533	169.228 km/h
Name	嵯峨 宏紀	Total Time	15'30.621	7 Laps
Team	DENSO LEXUS RC F GT3	Average Lap Time	2'05.232	
Type	LEXUS RC F GT3	Today's Rank	4 / 132	
		Today's Top Time	2'01.974	171.391 km/h

Lap	Passing Time	Lap Time	Sec1	Sec2	Sec3	Sec4	km/h	Driver No
				23.739	46.703	24.029	245.363	3
1.	2'59.319							
2.	5'06.757	2'07.438 (5)	36.614	21.399	45.453	23.972	247.437	3
3.	7'11.895	(2'05.138)	34.986	21.349	44.985	23.818	248.136	3
4.	9'16.526	2'04.631 (3)	34.986	22.010	45.072	22.563	247.437	3
5.	11'20.059	B 2'03.533 (1)	35.071	21.121	44.704	22.637	246.742	3
6.	13'23.683	2'03.624 (2)	34.748	21.221	45.093	22.562	247.437	3
7.	15'30.621	2'06.938 (4)	35.069	22.138	46.212	23.519	242.652	3



ENEOS スーパー耐久シリーズ 2026 Empowered by BRIDGESTONE



第2戦 SUZUKA 5時間レース

Yaris Cup

スーパー耐久 公式予選 C Driver

2026 / 4 / 18 :



個別ラップ表

Weather : Fine

Full Course 4-Wheels(5,807m)

Track : Dry

No	33	Best Time	2'02.053	171.280 km/h
Name	SUN/太田/FONG	Total Time	15'42.869	7 Laps
Team	Craft-Bamboo Racing Mercedes-AMG GT3	Average Lap Time	2'07.478	
Type	Mercedes-AMG GT3	Today's Rank	2 / 4	
		Today's Top Time	2'01.974	171.391 km/h

No	33 (Driver1)	Best Time		km/h
Name	SUN JINGZU	Total Time		Laps
Team	Craft-Bamboo Racing Mercedes-AMG GT3	Average Lap Time		
Type	Mercedes-AMG GT3	Today's Rank		
		Today's Top Time	2'01.974	171.391 km/h

No	33 (Driver2)	Best Time		km/h
Name	太田 格之進	Total Time		Laps
Team	Craft-Bamboo Racing Mercedes-AMG GT3	Average Lap Time		
Type	Mercedes-AMG GT3	Today's Rank		
		Today's Top Time	2'01.974	171.391 km/h

No	33 (Driver3)	Best Time	2'02.053	171.280 km/h
Name	FONG ADDERLY	Total Time	15'42.869	7 Laps
Team	Craft-Bamboo Racing Mercedes-AMG GT3	Average Lap Time	2'07.478	
Type	Mercedes-AMG GT3	Today's Rank	2 / 132	
		Today's Top Time	2'01.974	171.391 km/h

Lap	Passing Time	Lap Time	Sec1	Sec2	Sec3	Sec4	km/h	Driver No
				24.618	47.286	25.219	242.652	3
1.	2'57.999							
		2'09.851 (5)	37.254	23.534	45.439	23.624	245.363	3
2.	5'07.850							
		2'05.247 (3)	35.759	21.281	45.228	22.979	246.050	3
3.	7'13.097							
		2'05.802 (4)	34.938	21.270	45.674	23.920	159.419	3
4.	9'18.899							
		B 2'02.053 (1)	34.589	20.782	44.433	22.249	245.363	3
5.	11'20.952							
		2'03.973 (2)	34.585	20.808	45.282	23.298	246.050	3
6.	13'24.925							
		2'17.944 (6)	36.169	22.932	48.717	30.126	197.838	3
7.	15'42.869 Pit							



ENEOS スーパー耐久シリーズ 2026 Empowered by BRIDGESTONE

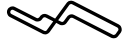


第2戦 SUZUKA 5時間レース

Yaris Cup

スーパー耐久 公式予選 C Driver

2026 / 4 / 18 :



SUZUKA CIRCUIT

個別ラップ表

Weather :Fine

Full Course 4-Wheels(5,807m)

Track :Dry

No	777	Best Time	2'01.974	171.391 km/h
Name	星野/藤井/金丸	Total Time	12'12.887	5 Laps
Team	D'station Ferrari 296 GT3	Average Lap Time	2'27.479	
Type	Ferrari 296 GT3 Evo	Today's Rank	1 / 4	
		Today's Top Time	2'01.974	171.391 km/h

No	777 (Driver1)	Best Time		km/h
Name	星野 敏	Total Time		Laps
Team	D'station Ferrari 296 GT3	Average Lap Time		
Type	Ferrari 296 GT3 Evo	Today's Rank		
		Today's Top Time	2'01.974	171.391 km/h

No	777 (Driver2)	Best Time		km/h
Name	藤井 誠暢	Total Time		Laps
Team	D'station Ferrari 296 GT3	Average Lap Time		
Type	Ferrari 296 GT3 Evo	Today's Rank		
		Today's Top Time	2'01.974	171.391 km/h

No	777 (Driver3)	Best Time	2'01.974	171.391 km/h
Name	金丸 ユウ	Total Time	12'12.887	5 Laps
Team	D'station Ferrari 296 GT3	Average Lap Time	2'27.479	
Type	Ferrari 296 GT3 Evo	Today's Rank	1 / 132	
		Today's Top Time	2'01.974	171.391 km/h

Lap	Passing Time	Lap Time	Sec1	Sec2	Sec3	Sec4	km/h	Driver No
				23.088	46.556	26.963	232.997	3
1.	2'22.971							
		2'11.778 (2)	36.887	22.087	47.032	25.772	215.294	3
2.	4'34.749							
		B 2'01.974 (1)	34.492	20.881	44.492	22.109	241.319	3
3.	6'36.723							
		2'14.354 (3)	34.401	20.838	47.615	31.500	191.790	3
4.	8'51.077 Pit							
		3'21.810 (4)	1'40.897	24.264	47.293	29.356	240.000	3
5.	12'12.887 Pit							



ENEOS スーパー耐久シリーズ 2026 Empowered by BRIDGESTONE

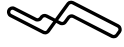


第2戦 SUZUKA 5時間レース

Yaris Cup

スーパー耐久 公式予選 C Driver

2026 / 4 / 18 :



SUZUKA CIRCUIT

個別ラップ表

Weather :Fine

Track :Dry

Full Course 4-Wheels(5,807m)

No	5	Best Time	2'14.196	155.781 km/h
Name	下垣/富田/森田/永原	Total Time	16'22.000	7 Laps
Team	マッハ車検 GR Supra GT4 EVO2 マッハ号	Average Lap Time	2'15.031	
Type	GR Supra GT4 EVO2	Today's Rank	10 / 12	
		Today's Top Time	2'10.369	160.354 km/h

No	5 (Driver1)	Best Time		km/h
Name	下垣 和也	Total Time		Laps
Team	マッハ車検 GR Supra GT4 EVO2 マッハ号	Average Lap Time		
Type	GR Supra GT4 EVO2	Today's Rank		
		Today's Top Time	2'01.974	171.391 km/h

No	5 (Driver2)	Best Time		km/h
Name	富田 自然	Total Time		Laps
Team	マッハ車検 GR Supra GT4 EVO2 マッハ号	Average Lap Time		
Type	GR Supra GT4 EVO2	Today's Rank		
		Today's Top Time	2'01.974	171.391 km/h

No	5 (Driver3)	Best Time	2'14.196	155.781 km/h
Name	森田 真心	Total Time	16'22.000	7 Laps
Team	マッハ車検 GR Supra GT4 EVO2 マッハ号	Average Lap Time	2'15.031	
Type	GR Supra GT4 EVO2	Today's Rank	18 / 132	
		Today's Top Time	2'01.974	171.391 km/h

No	5 (Driver4)	Best Time		km/h
Name	永原 蒼翔	Total Time		Laps
Team	マッハ車検 GR Supra GT4 EVO2 マッハ号	Average Lap Time		
Type	GR Supra GT4 EVO2	Today's Rank		
		Today's Top Time	2'01.974	171.391 km/h

Lap	Passing Time	Lap Time	Sec1	Sec2	Sec3	Sec4	km/h	Driver No
				25.147	50.446	25.462	228.750	3
1.	2'51.813							
2.	5'07.762	2'15.949 (6)	38.102	23.072	49.177	25.598	230.551	3
3.	7'23.633	2'15.871 (5)	37.943	24.111	48.884	24.933	230.551	3
4.	9'38.861	2'15.228 (4)	38.071	23.949	48.456	24.752	230.551	3
5.	11'53.060	2'14.199 (2)	37.991	22.832	48.697	24.679	230.551	3
6.	14'07.804	2'14.744 (3)	38.070	22.975	48.909	24.790	229.347	3
7.	16'22.000	B 2'14.196 (1)	37.945	22.965	48.557	24.729	229.948	3



ENEOS スーパー耐久シリーズ 2026 Empowered by BRIDGESTONE



第2戦 SUZUKA 5時間レース

Yaris Cup

スーパー耐久 公式予選 C Driver

2026 / 4 / 18 :



SUZUKA CIRCUIT

個別ラップ表

Weather :Fine

Track :Dry

Full Course 4-Wheels(5,807m)

No	8	Best Time	2'12.250	158.073 km/h
Name	田中/清水/佐藤/JAMES	Total Time	16'24.991	7 Laps
Team	青山学院自動車部GR Supra GT4 EVO2	Average Lap Time	2'12.809	
Type	GR Supra GT4 EVO2	Today's Rank	5 / 12	
		Today's Top Time	2'10.369	160.354 km/h

No	8 (Driver1)	Best Time		km/h
Name	田中 優暉	Total Time		Laps
Team	青山学院自動車部GR Supra GT4 EVO2	Average Lap Time		
Type	GR Supra GT4 EVO2	Today's Rank		
		Today's Top Time	2'01.974	171.391 km/h

No	8 (Driver2)	Best Time		km/h
Name	清水 啓伸	Total Time		Laps
Team	青山学院自動車部GR Supra GT4 EVO2	Average Lap Time		
Type	GR Supra GT4 EVO2	Today's Rank		
		Today's Top Time	2'01.974	171.391 km/h

No	8 (Driver3)	Best Time	2'12.250	158.073 km/h
Name	佐藤 公哉	Total Time	16'24.991	7 Laps
Team	青山学院自動車部GR Supra GT4 EVO2	Average Lap Time	2'12.809	
Type	GR Supra GT4 EVO2	Today's Rank	12 / 132	
		Today's Top Time	2'01.974	171.391 km/h

No	8 (Driver4)	Best Time		km/h
Name	JAMES PULL	Total Time		Laps
Team	青山学院自動車部GR Supra GT4 EVO2	Average Lap Time		
Type	GR Supra GT4 EVO2	Today's Rank		
		Today's Top Time	2'01.974	171.391 km/h

Lap	Passing Time	Lap Time	Sec1	Sec2	Sec3	Sec4	km/h	Driver No
				23.146	49.607	25.781	197.393	3
1.	3'07.569							
2.	5'20.492	(2'12.923)	38.359	22.606	47.790	24.168	231.768	3
3.	7'34.363	2'13.871 (4)	37.451	23.386	48.337	24.697	231.768	3
4.	9'47.625	(2'13.262)	37.621	22.683	47.666	25.292	230.551	3
5.	12'00.328	2'12.703 (3)	37.447	22.503	47.980	24.773	231.768	3
6.	14'12.741	2'12.413 (2)	37.429	22.529	48.068	24.387	230.551	3
7.	16'24.991	B 2'12.250 (1)	37.524	22.547	47.982	24.197	231.768	3



ENEOS スーパー耐久シリーズ 2026 Empowered by BRIDGESTONE

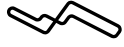


第2戦 SUZUKA 5時間レース

Yaris Cup

スーパー耐久 公式予選 C Driver

2026 / 4 / 18 :



SUZUKA CIRCUIT

個別ラップ表

Weather :Fine

Track :Dry

Full Course 4-Wheels(5,807m)

No	15	Best Time	2'13.724	156.331 km/h
Name	長島/田中/植田/元嶋	Total Time	14'22.770	6 Laps
Team	岡部自動車 R-nスポーツ GR Supra	Average Lap Time	2'18.300	
Type	GR Supra GT4 EVO2	Today's Rank	8 / 12	
		Today's Top Time	2'10.369	160.354 km/h

No	15 (Driver1)	Best Time		km/h
Name	長島 正明	Total Time		Laps
Team	岡部自動車 R-nスポーツ GR Supra	Average Lap Time		
Type	GR Supra GT4 EVO2	Today's Rank		
		Today's Top Time	2'01.974	171.391 km/h

No	15 (Driver2)	Best Time		km/h
Name	田中 徹	Total Time		Laps
Team	岡部自動車 R-nスポーツ GR Supra	Average Lap Time		
Type	GR Supra GT4 EVO2	Today's Rank		
		Today's Top Time	2'01.974	171.391 km/h

No	15 (Driver3)	Best Time	2'13.724	156.331 km/h
Name	植田 正幸	Total Time	14'22.770	6 Laps
Team	岡部自動車 R-nスポーツ GR Supra	Average Lap Time	2'18.300	
Type	GR Supra GT4 EVO2	Today's Rank	15 / 132	
		Today's Top Time	2'01.974	171.391 km/h

No	15 (Driver4)	Best Time		km/h
Name	元嶋 成弥	Total Time		Laps
Team	岡部自動車 R-nスポーツ GR Supra	Average Lap Time		
Type	GR Supra GT4 EVO2	Today's Rank		
		Today's Top Time	2'01.974	171.391 km/h

Lap	Passing Time	Lap Time	Sec1	Sec2	Sec3	Sec4	km/h	Driver No
				24.466	51.651	25.338	226.977	3
1.	2'51.269							
2.	5'06.676	2'15.407 (3)	37.679	23.369	49.392	24.967	229.347	3
3.	7'22.337	2'15.661 (4)	38.403	23.226	48.816	25.216	229.948	3
4.	9'36.633	2'14.296 (2)	37.759	22.776	49.084	24.677	229.347	3
5.	11'50.357	B 2'13.724 (1)	37.710	22.940	48.486	24.588	229.948	3
6.	14'22.770 Pit	2'32.413 (5)	38.516	23.327	54.418	36.152	176.740	3



ENEOS スーパー耐久シリーズ 2026 Empowered by BRIDGESTONE



第2戦 SUZUKA 5時間レース

Yaris Cup

スーパー耐久 公式予選 C Driver

2026 / 4 / 18 :



SUZUKA CIRCUIT

個別ラップ表

Weather :Fine

Track :Dry

Full Course 4-Wheels(5,807m)

No	20	Best Time	2'11.657	158.785 km/h
Name	松本/大木/平峰/TRELUYER	Total Time	16'35.505	7 Laps
Team	NANIWA DENSO IMPUL with マツモトキヨシ Z	Average Lap Time	2'12.593	
Type	NISSAN Z NISMO GT4	Today's Rank	3 / 12	
		Today's Top Time	2'10.369	160.354 km/h

No	20 (Driver1)	Best Time		km/h
Name	松本 貴志	Total Time		Laps
Team	NANIWA DENSO IMPUL with マツモトキヨシ Z	Average Lap Time		
Type	NISSAN Z NISMO GT4	Today's Rank		
		Today's Top Time	2'01.974	171.391 km/h

No	20 (Driver2)	Best Time		km/h
Name	大木 一輝	Total Time		Laps
Team	NANIWA DENSO IMPUL with マツモトキヨシ Z	Average Lap Time		
Type	NISSAN Z NISMO GT4	Today's Rank		
		Today's Top Time	2'01.974	171.391 km/h

No	20 (Driver3)	Best Time	2'11.657	158.785 km/h
Name	平峰 一貴	Total Time	16'35.505	7 Laps
Team	NANIWA DENSO IMPUL with マツモトキヨシ Z	Average Lap Time	2'12.593	
Type	NISSAN Z NISMO GT4	Today's Rank	9 / 132	
		Today's Top Time	2'01.974	171.391 km/h

No	20 (Driver4)	Best Time		km/h
Name	TRELUYER JULES	Total Time		Laps
Team	NANIWA DENSO IMPUL with マツモトキヨシ Z	Average Lap Time		
Type	NISSAN Z NISMO GT4	Today's Rank		
		Today's Top Time	2'01.974	171.391 km/h

Lap	Passing Time	Lap Time	Sec1	Sec2	Sec3	Sec4	km/h	Driver No
				22.894	47.542	25.211	234.866	3
1.	3'19.943							
2.	5'34.838	2'14.895 (6)	38.007	22.574	49.166	25.148	234.866	3
3.	7'46.965	2'12.127 (3)	37.806	22.513	47.575	24.233	235.496	3
4.	9'59.510	2'12.545 (5)	37.364	22.617	48.183	24.381	234.240	3
5.	12'11.799	2'12.289 (4)	37.338	22.593	47.987	24.371	233.617	3
6.	14'23.848	2'12.049 (2)	37.226	22.559	47.851	24.413	233.617	3
7.	16'35.505	B 2'11.657 (1)	37.147	22.608	47.615	24.287	234.866	3

第2戦 SUZUKA 5時間レース

スーパー耐久 公式予選 C Driver

2026 / 4 / 18 :



個別ラップ表

Weather : Fine

Full Course 4-Wheels(5,807m)

Track : Dry

No	22	Best Time	2'14.089	155.905 km/h
Name	呉/久保/北園/山野	Total Time	16'42.890	7 Laps
Team	KOKUSAI GROUP GT4 RS CS	Average Lap Time	2'16.900	
Type	Porsche Cayman GT4 RS CS	Today's Rank	9 / 12	
		Today's Top Time	2'10.369	160.354 km/h

No	22 (Driver1)	Best Time		km/h
Name	呉 良亮	Total Time		Laps
Team	KOKUSAI GROUP GT4 RS CS	Average Lap Time		
Type	Porsche Cayman GT4 RS CS	Today's Rank		
		Today's Top Time	2'01.974	171.391 km/h

No	22 (Driver2)	Best Time		km/h
Name	久保 凛太郎	Total Time		Laps
Team	KOKUSAI GROUP GT4 RS CS	Average Lap Time		
Type	Porsche Cayman GT4 RS CS	Today's Rank		
		Today's Top Time	2'01.974	171.391 km/h

No	22 (Driver3)	Best Time	2'14.089	155.905 km/h
Name	北園 将太	Total Time	16'42.890	7 Laps
Team	KOKUSAI GROUP GT4 RS CS	Average Lap Time	2'16.900	
Type	Porsche Cayman GT4 RS CS	Today's Rank	16 / 132	
		Today's Top Time	2'01.974	171.391 km/h

No	22 (Driver4)	Best Time		km/h
Name	山野 直也	Total Time		Laps
Team	KOKUSAI GROUP GT4 RS CS	Average Lap Time		
Type	Porsche Cayman GT4 RS CS	Today's Rank		
		Today's Top Time	2'01.974	171.391 km/h

Lap	Passing Time	Lap Time	Sec1	Sec2	Sec3	Sec4	km/h	Driver No
				25.029	50.302	25.854	231.768	3
1.	3'01.490							
2.	5'18.702	2'17.212 (5)	39.067	23.970	48.849	25.326	233.617	3
3.	7'35.509	2'16.807 (4)	38.932	23.487	49.249	25.139	234.866	3
4.	9'49.741	2'14.232 (2)	38.096	23.169	48.410	24.557	233.617	3
5.	12'03.830	B 2'14.089 (1)	38.117	23.032	48.384	24.556	232.997	3
6.	14'18.072	2'14.242 (3)	38.142	23.048	48.394	24.658	232.997	3
7.	16'42.890 Pit	2'24.818 (6)	40.036	22.990	48.591	33.201	234.240	3



ENEOS スーパー耐久シリーズ 2026 Empowered by BRIDGESTONE



第2戦 SUZUKA 5時間レース

Yaris Cup

スーパー耐久 公式予選 C Driver

2026 / 4 / 18 :



SUZUKA CIRCUIT

個別ラップ表

Weather :Fine

Track :Dry

Full Course 4-Wheels(5,807m)

No	25	Best Time	2'11.659	158.783 km/h
Name	大塚/松田/富田/篠原	Total Time	16'22.648	7 Laps
Team	日産メカニックチャレンジ Z NISMO GT4	Average Lap Time	2'13.165	
Type	日産 Z NISMO GT4	Today's Rank	4 / 12	
		Today's Top Time	2'10.369	160.354 km/h

No	25 (Driver1)	Best Time		km/h
Name	大塚 隆一郎	Total Time		Laps
Team	日産メカニックチャレンジ Z NISMO GT4	Average Lap Time		
Type	日産 Z NISMO GT4	Today's Rank		
		Today's Top Time	2'01.974	171.391 km/h

No	25 (Driver2)	Best Time		km/h
Name	松田 次生	Total Time		Laps
Team	日産メカニックチャレンジ Z NISMO GT4	Average Lap Time		
Type	日産 Z NISMO GT4	Today's Rank		
		Today's Top Time	2'01.974	171.391 km/h

No	25 (Driver3)	Best Time	2'11.659	158.783 km/h
Name	富田 竜一郎	Total Time	16'22.648	7 Laps
Team	日産メカニックチャレンジ Z NISMO GT4	Average Lap Time	2'13.165	
Type	日産 Z NISMO GT4	Today's Rank	10 / 132	
		Today's Top Time	2'01.974	171.391 km/h

No	25 (Driver4)	Best Time		km/h
Name	篠原 拓朗	Total Time		Laps
Team	日産メカニックチャレンジ Z NISMO GT4	Average Lap Time		
Type	日産 Z NISMO GT4	Today's Rank		
		Today's Top Time	2'01.974	171.391 km/h

Lap	Passing Time	Lap Time	Sec1	Sec2	Sec3	Sec4	km/h	Driver No
				23.824	50.301	24.597	231.158	3
1.	3'04.876							
2.	5'18.877	2'14.001 (3)	38.644	22.882	47.787	24.688	236.129	3
3.	7'32.714	2'13.837 (2)	37.902	22.616	47.913	25.406	234.866	3
4.	9'45.687	(2'12.973)	37.929	22.729	47.803	24.512	233.617	3
5.	11'59.054	(2'13.367)	37.632	22.420	48.794	24.521	231.768	3
6.	14'10.713	B 2'11.659 (1)	37.304	22.375	47.678	24.302	231.768	3
7.	16'22.648	(2'11.935)	37.322	22.516	47.765	24.332	234.240	3

第2戦 SUZUKA 5時間レース

スーパー耐久 公式予選 C Driver

2026 / 4 / 18 :



個別ラップ表

Weather : Fine

Track : Dry

Full Course 4-Wheels(5,807m)

No	34	Best Time	2'11.446	159.040 km/h
Name	加納/大草/安田/OMURA	Total Time	15'19.443	6 Laps
Team	TECHNO FIRST R8 LMS GT4	Average Lap Time	2'12.849	
Type	AUDI R8 LMS GT4	Today's Rank	2 / 12	
		Today's Top Time	2'10.369	160.354 km/h

No	34 (Driver1)	Best Time		km/h
Name	加納 政樹	Total Time		Laps
Team	TECHNO FIRST R8 LMS GT4	Average Lap Time		
Type	AUDI R8 LMS GT4	Today's Rank		
		Today's Top Time	2'01.974	171.391 km/h

No	34 (Driver2)	Best Time		km/h
Name	大草 りき	Total Time		Laps
Team	TECHNO FIRST R8 LMS GT4	Average Lap Time		
Type	AUDI R8 LMS GT4	Today's Rank		
		Today's Top Time	2'01.974	171.391 km/h

No	34 (Driver3)	Best Time	2'11.446	159.040 km/h
Name	安田 裕信	Total Time	15'19.443	6 Laps
Team	TECHNO FIRST R8 LMS GT4	Average Lap Time	2'12.849	
Type	AUDI R8 LMS GT4	Today's Rank	8 / 132	
		Today's Top Time	2'01.974	171.391 km/h

No	34 (Driver4)	Best Time		km/h
Name	OMURA FRAGA IGOR	Total Time		Laps
Team	TECHNO FIRST R8 LMS GT4	Average Lap Time		
Type	AUDI R8 LMS GT4	Today's Rank		
		Today's Top Time	2'01.974	171.391 km/h

Lap	Passing Time	Lap Time	Sec1	Sec2	Sec3	Sec4	km/h	Driver No
				23.177	47.783	24.755	234.240	3
1.	4'15.198							
2.	6'26.784	2'11.586 (2)	37.370	22.538	47.190	24.488	237.405	3
3.	8'38.230	B 2'11.446 (1)	37.251	22.667	47.163	24.365	237.405	3
4.	10'50.042	2'11.812 (3)	37.472	22.451	47.388	24.501	237.405	3
5.	13'03.642	2'13.600 (4)	37.409	22.525	47.571	26.095	234.866	3
6.	15'19.443	2'15.801 (5)	37.592	23.737	49.013	25.459	237.405	3



ENEOS スーパー耐久シリーズ 2026 Empowered by BRIDGESTONE



第2戦 SUZUKA 5時間レース

Yaris Cup

スーパー耐久 公式予選 C Driver

2026 / 4 / 18 :



SUZUKA CIRCUIT

個別ラップ表

Weather :Fine

Track :Dry

Full Course 4-Wheels(5,807m)

No	38	Best Time	2'14.722	155.173 km/h
Name	Chan/ZHI/FOK/真田	Total Time	17'14.118	7 Laps
Team	ATLAS APEX GR Supra GT4	Average Lap Time	2'17.149	
Type	GR SUPRA	Today's Rank	11 / 12	
		Today's Top Time	2'10.369	160.354 km/h

No	38 (Driver1)	Best Time		km/h
Name	Chan Kwan	Total Time		Laps
Team	ATLAS APEX GR Supra GT4	Average Lap Time		
Type	GR SUPRA	Today's Rank		
		Today's Top Time	2'01.974	171.391 km/h

No	38 (Driver2)	Best Time		km/h
Name	ZHI QIANG ZHANG	Total Time		Laps
Team	ATLAS APEX GR Supra GT4	Average Lap Time		
Type	GR SUPRA	Today's Rank		
		Today's Top Time	2'01.974	171.391 km/h

No	38 (Driver3)	Best Time	2'14.722	155.173 km/h
Name	FOK WAI MING	Total Time	17'14.118	7 Laps
Team	ATLAS APEX GR Supra GT4	Average Lap Time	2'17.149	
Type	GR SUPRA	Today's Rank	20 / 132	
		Today's Top Time	2'01.974	171.391 km/h

No	38 (Driver4)	Best Time		km/h
Name	真田 拓海	Total Time		Laps
Team	ATLAS APEX GR Supra GT4	Average Lap Time		
Type	GR SUPRA	Today's Rank		
		Today's Top Time	2'01.974	171.391 km/h

Lap	Passing Time	Lap Time	Sec1	Sec2	Sec3	Sec4	km/h	Driver No
				25.830	51.203	26.308	228.156	3
1.	3'30.171							
2.	5'50.761	2'20.590 (5)	39.281	24.040	51.748	25.521	229.347	3
3.	8'07.180	2'16.419 (3)	38.529	22.873	50.058	24.959	231.158	3
4.	10'25.853	2'18.673 (4)	38.692	24.561	50.348	25.072	231.158	3
5.	12'44.053	(2'18.200)	38.733	23.875	49.040	26.552	232.381	3
6.	14'59.396	2'15.343 (2)	38.510	22.835	49.178	24.820	229.347	3
7.	17'14.118	B 2'14.722 (1)	38.372	22.964	48.555	24.831	230.551	3



ENEOS スーパー耐久シリーズ 2026 Empowered by BRIDGESTONE

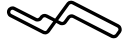


第2戦 SUZUKA 5時間レース

Yaris Cup

スーパー耐久 公式予選 C Driver

2026 / 4 / 18 :



SUZUKA CIRCUIT

個別ラップ表

Weather :Fine

Track :Dry

Full Course 4-Wheels(5,807m)

No	52	Best Time	2'12.476	157.804 km/h
Name	松井/野中/服部/吉田	Total Time	16'02.361	7 Laps
Team	埼玉 GB GR Supra GT4 EVO2	Average Lap Time	2'13.512	
Type	GR Supra GT4 EVO2	Today's Rank	6 / 12	
		Today's Top Time	2'10.369	160.354 km/h

No	52 (Driver1)	Best Time		km/h
Name	松井 宏太	Total Time		Laps
Team	埼玉 GB GR Supra GT4 EVO2	Average Lap Time		
Type	GR Supra GT4 EVO2	Today's Rank		
		Today's Top Time	2'01.974	171.391 km/h

No	52 (Driver2)	Best Time		km/h
Name	野中 誠太	Total Time		Laps
Team	埼玉 GB GR Supra GT4 EVO2	Average Lap Time		
Type	GR Supra GT4 EVO2	Today's Rank		
		Today's Top Time	2'01.974	171.391 km/h

No	52 (Driver3)	Best Time	2'12.476	157.804 km/h
Name	服部 尚貴	Total Time	16'02.361	7 Laps
Team	埼玉 GB GR Supra GT4 EVO2	Average Lap Time	2'13.512	
Type	GR Supra GT4 EVO2	Today's Rank	13 / 132	
		Today's Top Time	2'01.974	171.391 km/h

No	52 (Driver4)	Best Time		km/h
Name	吉田 広樹	Total Time		Laps
Team	埼玉 GB GR Supra GT4 EVO2	Average Lap Time		
Type	GR Supra GT4 EVO2	Today's Rank		
		Today's Top Time	2'01.974	171.391 km/h

Lap	Passing Time	Lap Time	Sec1	Sec2	Sec3	Sec4	km/h	Driver No
				23.997	49.442	26.440	231.158	3
1.	2'41.289							
		2'13.711 (4)	37.744	22.843	48.249	24.875	232.381	3
2.	4'55.000							
		2'13.949 (5)	37.792	22.806	48.689	24.662	232.381	3
3.	7'08.949							
		2'15.128 (6)	38.000	23.505	48.120	25.503	232.381	3
4.	9'24.077							
		2'12.719 (2)	37.481	22.824	48.191	24.223	231.768	3
5.	11'36.796							
		B 2'12.476 (1)	37.625	22.713	47.900	24.238	231.768	3
6.	13'49.272							
		2'13.089 (3)	37.594	22.899	48.089	24.507	231.158	3
7.	16'02.361							



ENEOS スーパー耐久シリーズ 2026 Empowered by BRIDGESTONE



第2戦 SUZUKA 5時間レース

Yaris Cup

スーパー耐久 公式予選 C Driver

2026 / 4 / 18 :



SUZUKA CIRCUIT

個別ラップ表

Weather : Fine

Track : Dry

Full Course 4-Wheels(5,807m)

No	77	Best Time	2'14.998	154.856 km/h
Name	YAMATATSU/黒澤/COLD	Total Time	15'24.286	6 Laps
Team	HIRATA-G YUK AMG GT4	Average Lap Time	2'20.826	
Type	AMG GT4	Today's Rank	12 / 12	
		Today's Top Time	2'10.369	160.354 km/h

No	77 (Driver1)	Best Time		km/h
Name	YAMATATSU	Total Time		Laps
Team	HIRATA-G YUK AMG GT4	Average Lap Time		
Type	AMG GT4	Today's Rank		
		Today's Top Time	2'01.974	171.391 km/h

No	77 (Driver2)	Best Time		km/h
Name	黒澤 治樹	Total Time		Laps
Team	HIRATA-G YUK AMG GT4	Average Lap Time		
Type	AMG GT4	Today's Rank		
		Today's Top Time	2'01.974	171.391 km/h

No	77 (Driver3)	Best Time	2'14.998	154.856 km/h
Name	COLD MAX	Total Time	15'24.286	6 Laps
Team	HIRATA-G YUK AMG GT4	Average Lap Time	2'20.826	
Type	AMG GT4	Today's Rank	22 / 132	
		Today's Top Time	2'01.974	171.391 km/h

Lap	Passing Time	Lap Time	Sec1	Sec2	Sec3	Sec4	km/h	Driver No
				24.838	49.494	26.305	236.765	3
1.	3'40.153							
		2'16.072 (2)	37.925	23.598	49.722	24.827	237.405	3
2.	5'56.225							
		2'17.999 (4)	38.262	24.330	50.369	25.038	236.765	3
3.	8'14.224							
		2'16.081 (3)	38.090	23.265	48.773	25.953	238.696	3
4.	10'30.305							
		B 2'14.998 (1)	38.132	23.422	48.347	25.097	237.405	3
5.	12'45.303							
		2'38.983 (5)	40.868	25.022	53.824	39.269	202.396	3
6.	15'24.286 Pit							



ENEOS スーパー耐久シリーズ 2026 Empowered by BRIDGESTONE



第2戦 SUZUKA 5時間レース

Yaris Cup

スーパー耐久 公式予選 C Driver

2026 / 4 / 18 :



個別ラップ表

Weather :Fine

Full Course 4-Wheels(5,807m)

Track :Dry

No	338	Best Time	2'10.369	160.354 km/h
Name	前嶋/NAQUIB/AMER	Total Time	15'52.066	7 Laps
Team	GR Garage Balakong GR Supra GT4	Average Lap Time	2'13.573	
Type	GR Supra GT4 EVO2	Today's Rank	1 / 12	
		Today's Top Time	2'10.369	160.354 km/h

No	338 (Driver1)	Best Time		km/h
Name	前嶋 秀司	Total Time		Laps
Team	GR Garage Balakong GR Supra GT4	Average Lap Time		
Type	GR Supra GT4 EVO2	Today's Rank		
		Today's Top Time	2'01.974	171.391 km/h

No	338 (Driver2)	Best Time		km/h
Name	NAQUIB AZLAN	Total Time		Laps
Team	GR Garage Balakong GR Supra GT4	Average Lap Time		
Type	GR Supra GT4 EVO2	Today's Rank		
		Today's Top Time	2'01.974	171.391 km/h

No	338 (Driver3)	Best Time	2'10.369	160.354 km/h
Name	AMER HARRIS	Total Time	15'52.066	7 Laps
Team	GR Garage Balakong GR Supra GT4	Average Lap Time	2'13.573	
Type	GR Supra GT4 EVO2	Today's Rank	6 / 132	
		Today's Top Time	2'01.974	171.391 km/h

Lap	Passing Time	Lap Time	Sec1	Sec2	Sec3	Sec4	km/h	Driver No
				25.141	50.857	26.211	225.231	3
1.	2'35.290							
		2'10.465 (2)	37.019	22.039	47.808	23.599	228.156	3
2.	4'45.755							
		2'16.159 (3)	37.549	22.602	51.483	24.525	214.768	3
3.	7'01.914							
		(2'12.189)	36.696	22.058	47.791	25.644	229.347	3
4.	9'14.103							
		2'17.302 (4)	38.402	24.569	50.649	23.682	229.948	3
5.	11'31.405							
		(2'10.292)	36.924	22.057	47.721	23.590	228.750	3
6.	13'41.697							
		B 2'10.369 (1)	36.865	22.117	47.794	23.593	229.347	3
7.	15'52.066							

第2戦 SUZUKA 5時間レース

スーパー耐久 公式予選 C Driver

2026 / 4 / 18 :



SUZUKA CIRCUIT

個別ラップ表

Weather : Fine
Track : Dry

Full Course 4-Wheels(5,807m)

No	885	Best Time	2'12.998	157.184 km/h
Name	水野/平中/国本/銘苺	Total Time	16'32.525	6 Laps
Team	ジェットレーシング GR Supra GT4 EVO2	Average Lap Time	2'48.821	
Type	TOYOTA GR Supra GT4 EVO2	Today's Rank	7 / 12	
		Today's Top Time	2'10.369	160.354 km/h

No	885 (Driver1)	Best Time		km/h
Name	水野 大	Total Time		Laps
Team	ジェットレーシング GR Supra GT4 EVO2	Average Lap Time		
Type	TOYOTA GR Supra GT4 EVO2	Today's Rank		
		Today's Top Time	2'01.974	171.391 km/h

No	885 (Driver2)	Best Time		km/h
Name	平中 克幸	Total Time		Laps
Team	ジェットレーシング GR Supra GT4 EVO2	Average Lap Time		
Type	TOYOTA GR Supra GT4 EVO2	Today's Rank		
		Today's Top Time	2'01.974	171.391 km/h

No	885 (Driver3)	Best Time	2'12.998	157.184 km/h
Name	国本 雄貴	Total Time	16'32.525	6 Laps
Team	ジェットレーシング GR Supra GT4 EVO2	Average Lap Time	2'48.821	
Type	TOYOTA GR Supra GT4 EVO2	Today's Rank	14 / 132	
		Today's Top Time	2'01.974	171.391 km/h

No	885 (Driver4)	Best Time		km/h
Name	銘苺 翼	Total Time		Laps
Team	ジェットレーシング GR Supra GT4 EVO2	Average Lap Time		
Type	TOYOTA GR Supra GT4 EVO2	Today's Rank		
		Today's Top Time	2'01.974	171.391 km/h

Lap	Passing Time	Lap Time	Sec1	Sec2	Sec3	Sec4	km/h	Driver No
				24.195	49.416	25.562	224.082	3
1.	2'28.420							
		2'16.776 (3)	38.969	23.588	48.371	25.848	228.750	3
2.	4'45.196							
		2'13.415 (2)	37.783	22.788	48.225	24.619	228.750	3
3.	6'58.611							
		2'19.162 (4)	37.654	22.921	48.401	30.186	228.750	3
4.	9'17.773	Pit						
		5'01.754 (5)	3'24.781	23.009	48.262	25.702	230.551	3
5.	14'19.527							
		B 2'12.998 (1)	37.571	22.780	48.160	24.487	229.948	3
6.	16'32.525							

第2戦 SUZUKA 5時間レース

スーパー耐久 公式予選 C Driver

2026 / 4 / 18 :



個別ラップ表

Weather : Fine
Track : Dry

Full Course 4-Wheels(5,807m)

No	19	Best Time	2'14.366	155.584 km/h
Name	近藤/末廣/東風谷/井本	Total Time	16'23.240	7 Laps
Team	BRP★TONE制動屋NUTEC CUPRA TCR	Average Lap Time	2'17.565	
Type	CUPRA TCR	Today's Rank	3 / 4	
		Today's Top Time	2'11.003	159.578 km/h

No	19 (Driver1)	Best Time		km/h
Name	近藤 説秀	Total Time		Laps
Team	BRP★TONE制動屋NUTEC CUPRA TCR	Average Lap Time		
Type	CUPRA TCR	Today's Rank		
		Today's Top Time	2'01.974	171.391 km/h

No	19 (Driver2)	Best Time		km/h
Name	末廣 武士	Total Time		Laps
Team	BRP★TONE制動屋NUTEC CUPRA TCR	Average Lap Time		
Type	CUPRA TCR	Today's Rank		
		Today's Top Time	2'01.974	171.391 km/h

No	19 (Driver3)	Best Time	2'14.366	155.584 km/h
Name	東風谷 高史	Total Time	16'23.240	7 Laps
Team	BRP★TONE制動屋NUTEC CUPRA TCR	Average Lap Time	2'17.565	
Type	CUPRA TCR	Today's Rank	19 / 132	
		Today's Top Time	2'01.974	171.391 km/h

No	19 (Driver4)	Best Time		km/h
Name	井本 大雅	Total Time		Laps
Team	BRP★TONE制動屋NUTEC CUPRA TCR	Average Lap Time		
Type	CUPRA TCR	Today's Rank		
		Today's Top Time	2'01.974	171.391 km/h

Lap	Passing Time	Lap Time	Sec1	Sec2	Sec3	Sec4	km/h	Driver No
				24.578	50.835	25.162	219.052	3
1.	2'37.847							
2.	4'53.569	2'15.722 (4)	37.802	22.955	49.397	25.568	222.944	3
3.	7'07.935	B 2'14.366 (1)	37.780	22.806	48.877	24.903	222.944	3
4.	9'25.691	2'17.756 (5)	37.775	22.986	49.824	27.171	222.944	3
5.	11'40.563	2'14.872 (3)	37.867	22.778	49.277	24.950	222.380	3
6.	13'55.408	2'14.845 (2)	38.084	22.863	49.252	24.646	221.818	3
7.	16'23.240 Pit	2'27.832 (6)	38.364	23.492	51.781	34.195	217.426	3



ENEOS スーパー耐久シリーズ 2026 Empowered by BRIDGESTONE



第2戦 SUZUKA 5時間レース



スーパー耐久 公式予選 C Driver

2026 / 4 / 18 :



個別ラップ表

Weather : Fine
Track : Dry

Full Course 4-Wheels(5,807m)

No	97	Best Time	2'11.003	159.578 km/h
Name	遠藤/野尻/佐藤/Thanasiwanat	Total Time	9'12.406	4 Laps
Team	Racer ホンダカース桶川 CIVIC	Average Lap Time	2'14.314	
Type	HONDA CIVIC FL5 TCR	Today's Rank	1 / 4	
		Today's Top Time	2'11.003	159.578 km/h

No	97 (Driver1)	Best Time		km/h
Name	遠藤 光博	Total Time		Laps
Team	Racer ホンダカース桶川 CIVIC	Average Lap Time		
Type	HONDA CIVIC FL5 TCR	Today's Rank		
		Today's Top Time	2'01.974	171.391 km/h

No	97 (Driver2)	Best Time		km/h
Name	野尻 智紀	Total Time		Laps
Team	Racer ホンダカース桶川 CIVIC	Average Lap Time		
Type	HONDA CIVIC FL5 TCR	Today's Rank		
		Today's Top Time	2'01.974	171.391 km/h

No	97 (Driver3)	Best Time	2'11.003	159.578 km/h
Name	佐藤 蓮	Total Time	9'12.406	4 Laps
Team	Racer ホンダカース桶川 CIVIC	Average Lap Time	2'14.314	
Type	HONDA CIVIC FL5 TCR	Today's Rank	7 / 132	
		Today's Top Time	2'01.974	171.391 km/h

No	97 (Driver4)	Best Time		km/h
Name	Thanasiwanat.P	Total Time		Laps
Team	Racer ホンダカース桶川 CIVIC	Average Lap Time		
Type	HONDA CIVIC FL5 TCR	Today's Rank		
		Today's Top Time	2'01.974	171.391 km/h

Lap	Passing Time	Lap Time	Sec1	Sec2	Sec3	Sec4	km/h	Driver No
				23.538	48.725	24.513	218.507	3
1.	2'29.463							
		2'13.767 (2)	37.996	22.644	48.680	24.447	221.259	3
2.	4'43.230							
		B 2'11.003 (1)	36.746	21.898	48.483	23.876	221.818	3
3.	6'54.233							
		2'18.173 (3)	36.886	21.969	48.761	30.557	221.818	3
4.	9'12.406 Pit							



ENEOS スーパー耐久シリーズ 2026 Empowered by BRIDGESTONE

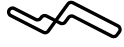


第2戦 SUZUKA 5時間レース

Yaris Cup

スーパー耐久 公式予選 C Driver

2026 / 4 / 18 :



SUZUKA CIRCUIT

個別ラップ表

Weather :Fine

Track :Dry

Full Course 4-Wheels(5,807m)

No	100	Best Time	2'14.151	155.833 km/h
Name	山木/中野/佐藤/山西	Total Time	16'45.320	7 Laps
Team	HITONOWA TTS CIVIC-TCR	Average Lap Time	2'18.256	
Type	HITONOWA TTS CIVIC-TCR	Today's Rank	2 / 4	
		Today's Top Time	2'11.003	159.578 km/h

No	100 (Driver1)	Best Time		km/h
Name	山木 陽介	Total Time		Laps
Team	HITONOWA TTS CIVIC-TCR	Average Lap Time		
Type	HITONOWA TTS CIVIC-TCR	Today's Rank		
		Today's Top Time	2'01.974	171.391 km/h

No	100 (Driver2)	Best Time		km/h
Name	中野 信治	Total Time		Laps
Team	HITONOWA TTS CIVIC-TCR	Average Lap Time		
Type	HITONOWA TTS CIVIC-TCR	Today's Rank		
		Today's Top Time	2'01.974	171.391 km/h

No	100 (Driver3)	Best Time	2'14.151	155.833 km/h
Name	佐藤 凜太郎	Total Time	16'45.320	7 Laps
Team	HITONOWA TTS CIVIC-TCR	Average Lap Time	2'18.256	
Type	HITONOWA TTS CIVIC-TCR	Today's Rank	17 / 132	
		Today's Top Time	2'01.974	171.391 km/h

No	100 (Driver4)	Best Time		km/h
Name	山西 康司	Total Time		Laps
Team	HITONOWA TTS CIVIC-TCR	Average Lap Time		
Type	HITONOWA TTS CIVIC-TCR	Today's Rank		
		Today's Top Time	2'01.974	171.391 km/h

Lap	Passing Time	Lap Time	Sec1	Sec2	Sec3	Sec4	km/h	Driver No
				26.291	55.728	28.982	201.007	3
1.	2'55.784							
2.	5'24.558	2'28.774 (6)	45.574	25.072	52.064	26.064	210.144	3
3.	7'43.418	2'18.860 (5)	41.025	23.511	49.165	25.159	222.380	3
4.	10'01.239	2'17.821 (4)	38.001	23.532	51.037	25.251	222.380	3
5.	12'15.918	2'14.679 (2)	37.767	22.883	49.236	24.793	221.818	3
6.	14'31.169	2'15.251 (3)	38.225	23.017	49.075	24.934	220.150	3
7.	16'45.320	B 2'14.151 (1)	37.669	22.619	49.121	24.742	220.150	3

第2戦 SUZUKA 5時間レース

スーパー耐久 公式予選 C Driver

2026 / 4 / 18 :



個別ラップ表

Weather : Fine
Track : Dry

Full Course 4-Wheels(5,807m)

No	430	Best Time	2'23.362	145.821 km/h
Name	西村/加賀美/木村/織田	Total Time	13'20.498	5 Laps
Team	イワハRT初号機 Monster RS3 LMS	Average Lap Time	2'31.833	
Type	Audi RS3 LMS	Today's Rank	4 / 4	
		Today's Top Time	2'11.003	159.578 km/h

No	430 (Driver1)	Best Time		km/h
Name	西村 元希	Total Time		Laps
Team	イワハRT初号機 Monster RS3 LMS	Average Lap Time		
Type	Audi RS3 LMS	Today's Rank		
		Today's Top Time	2'01.974	171.391 km/h

No	430 (Driver2)	Best Time		km/h
Name	加賀美 綾佑	Total Time		Laps
Team	イワハRT初号機 Monster RS3 LMS	Average Lap Time		
Type	Audi RS3 LMS	Today's Rank		
		Today's Top Time	2'01.974	171.391 km/h

No	430 (Driver3)	Best Time	2'23.362	145.821 km/h
Name	木村 貴洋	Total Time	13'20.498	5 Laps
Team	イワハRT初号機 Monster RS3 LMS	Average Lap Time	2'31.833	
Type	Audi RS3 LMS	Today's Rank	38 / 132	
		Today's Top Time	2'01.974	171.391 km/h

No	430 (Driver4)	Best Time		km/h
Name	織田 祥平	Total Time		Laps
Team	イワハRT初号機 Monster RS3 LMS	Average Lap Time		
Type	Audi RS3 LMS	Today's Rank		
		Today's Top Time	2'01.974	171.391 km/h

Lap	Passing Time	Lap Time	Sec1	Sec2	Sec3	Sec4	km/h	Driver No
				26.956	59.348	28.228	194.767	3
1.	3'13.165							
2.	5'37.540	2'24.375 (3)	40.475	24.669	52.185	27.046	212.688	3
3.	8'01.494	2'23.954 (2)	40.273	24.690	51.935	27.056	215.294	3
4.	10'24.856	B 2'23.362 (1)	40.305	24.475	51.767	26.815	213.723	3
5.	13'20.498 Pit	2'55.642 (4)	41.561	28.235	1'00.356	45.490	137.896	3



ENEOS スーパー耐久シリーズ 2026 Empowered by BRIDGESTONE



第2戦 SUZUKA 5時間レース

Yaris Cup

スーパー耐久 公式予選 C Driver

2026 / 4 / 18 :



SUZUKA CIRCUIT

個別ラップ表

Weather :Fine

Track :Dry

Full Course 4-Wheels(5,807m)

No	250	Best Time	2'19.789	149.548 km/h
Name	猪爪/大野/奥村/竹本	Total Time	13'16.667	5 Laps
Team	BRP★HOJUST MUSTANG DHR	Average Lap Time	2'30.030	
Type	FORD MUSTANG DHR	Today's Rank	1 / 1	
		Today's Top Time	2'19.789	149.548 km/h

No	250 (Driver1)	Best Time		km/h
Name	猪爪 杏奈	Total Time		Laps
Team	BRP★HOJUST MUSTANG DHR	Average Lap Time		
Type	FORD MUSTANG DHR	Today's Rank		
		Today's Top Time	2'01.974	171.391 km/h

No	250 (Driver2)	Best Time		km/h
Name	大野 尊久	Total Time		Laps
Team	BRP★HOJUST MUSTANG DHR	Average Lap Time		
Type	FORD MUSTANG DHR	Today's Rank		
		Today's Top Time	2'01.974	171.391 km/h

No	250 (Driver3)	Best Time	2'19.789	149.548 km/h
Name	奥村 浩一	Total Time	13'16.667	5 Laps
Team	BRP★HOJUST MUSTANG DHR	Average Lap Time	2'30.030	
Type	FORD MUSTANG DHR	Today's Rank	30 / 132	
		Today's Top Time	2'01.974	171.391 km/h

No	250 (Driver4)	Best Time		km/h
Name	竹本 優月輝	Total Time		Laps
Team	BRP★HOJUST MUSTANG DHR	Average Lap Time		
Type	FORD MUSTANG DHR	Today's Rank		
		Today's Top Time	2'01.974	171.391 km/h

Lap	Passing Time	Lap Time	Sec1	Sec2	Sec3	Sec4	km/h	Driver No
				31.078	1'05.452	33.884	155.745	3
1.	3'16.545							
2.	5'54.272	2'37.727 (3)	45.773	28.877	56.660	26.417	220.150	3
3.	8'15.687	2'21.415 (2)	39.675	24.323	51.058	26.359	214.244	3
4.	10'35.476	B 2'19.789 (1)	39.118	23.934	50.931	25.806	229.948	3
5.	13'16.667 Pit	2'41.191 (4)	41.489	26.651	55.930	37.121	217.965	3

第2戦 SUZUKA 5時間レース

スーパー耐久 公式予選 C Driver

2026 / 4 / 18 :



個別ラップ表

Weather : Fine
Track : Dry

Full Course 4-Wheels(5,807m)

No	12	Best Time	2'16.837	152.774 km/h
Name	川田/堤/阪口/前田	Total Time	10'11.680	4 Laps
Team	MAZDA SPIRIT RACING RS Future concept	Average Lap Time	2'21.336	
Type	MAZDA ROADSTER	Today's Rank	2 / 4	
		Today's Top Time	2'14.856	155.019 km/h

No	12 (Driver1)	Best Time		km/h
Name	川田 浩史	Total Time		Laps
Team	MAZDA SPIRIT RACING RS Future concept	Average Lap Time		
Type	MAZDA ROADSTER	Today's Rank		
		Today's Top Time	2'01.974	171.391 km/h

No	12 (Driver2)	Best Time		km/h
Name	堤 優威	Total Time		Laps
Team	MAZDA SPIRIT RACING RS Future concept	Average Lap Time		
Type	MAZDA ROADSTER	Today's Rank		
		Today's Top Time	2'01.974	171.391 km/h

No	12 (Driver3)	Best Time	2'16.837	152.774 km/h
Name	阪口 良平	Total Time	10'11.680	4 Laps
Team	MAZDA SPIRIT RACING RS Future concept	Average Lap Time	2'21.336	
Type	MAZDA ROADSTER	Today's Rank	23 / 132	
		Today's Top Time	2'01.974	171.391 km/h

No	12 (Driver4)	Best Time		km/h
Name	前田 育男	Total Time		Laps
Team	MAZDA SPIRIT RACING RS Future concept	Average Lap Time		
Type	MAZDA ROADSTER	Today's Rank		
		Today's Top Time	2'01.974	171.391 km/h

Lap	Passing Time	Lap Time	Sec1	Sec2	Sec3	Sec4	km/h	Driver No
				25.234	51.936	26.478	200.548	3
1.	3'07.671							
		2'17.654	(2)	38.619	23.026	50.782	204.755	3
2.	5'25.325							
		B 2'16.837	(1)	38.198	22.843	50.657	204.755	3
3.	7'42.162							
		2'29.518	(3)	38.684	24.859	54.229	201.007	3
4.	10'11.680	Pit						



ENEOS スーパー耐久シリーズ 2026 Empowered by BRIDGESTONE



第2戦 SUZUKA 5時間レース

Yaris Cup

スーパー耐久 公式予選 C Driver

2026 / 4 / 18 :



SUZUKA CIRCUIT

個別ラップ表

Weather : Fine

Track : Dry

Full Course 4-Wheels(5,807m)

No	104	Best Time	2'17.846	151.656 km/h
Name	田所/山下/河野	Total Time	15'32.135	6 Laps
Team	GR Yaris DAT Racing Concept	Average Lap Time	2'18.733	
Type	トヨタ自動車 GR Yaris	Today's Rank	3 / 4	
		Today's Top Time	2'14.856	155.019 km/h

No	104 (Driver1)	Best Time		km/h
Name	田所 元	Total Time		Laps
Team	GR Yaris DAT Racing Concept	Average Lap Time		
Type	トヨタ自動車 GR Yaris	Today's Rank		
		Today's Top Time	2'01.974	171.391 km/h

No	104 (Driver2)	Best Time		km/h
Name	山下 健太	Total Time		Laps
Team	GR Yaris DAT Racing Concept	Average Lap Time		
Type	トヨタ自動車 GR Yaris	Today's Rank		
		Today's Top Time	2'01.974	171.391 km/h

No	104 (Driver3)	Best Time	2'17.846	151.656 km/h
Name	河野 駿佑	Total Time	15'32.135	6 Laps
Team	GR Yaris DAT Racing Concept	Average Lap Time	2'18.733	
Type	トヨタ自動車 GR Yaris	Today's Rank	24 / 132	
		Today's Top Time	2'01.974	171.391 km/h

Lap	Passing Time	Lap Time	Sec1	Sec2	Sec3	Sec4	km/h	Driver No
				24.377	52.168	26.462	205.714	3
1.	3'58.468							
2.	6'17.252	2'18.784 (3)	39.064	23.449	51.149	25.122	208.152	3
3.	8'35.266	2'18.014 (2)	38.858	23.334	50.895	24.927	211.154	3
4.	10'53.112	B 2'17.846 (1)	38.506	23.325	51.058	24.957	209.642	3
5.	13'12.777	2'19.665 (5)	39.494	23.568	51.380	25.223	207.660	3
6.	15'32.135	2'19.358 (4)	38.901	23.501	51.305	25.651	207.660	3



ENEOS スーパー耐久シリーズ 2026 Empowered by BRIDGESTONE



第2戦 SUZUKA 5時間レース

Yaris Cup

スーパー耐久 公式予選 C Driver

2026 / 4 / 18 :



SUZUKA CIRCUIT

個別ラップ表

Weather :Fine

Track :Dry

Full Course 4-Wheels(5,807m)

No	271	Best Time	2'14.856	155.019 km/h
Name	大津/新原/辻本	Total Time	16'13.856	7 Laps
Team	CIVIC TYPE R HRC Concept	Average Lap Time	2'15.798	
Type	Honda CIVIC TCR	Today's Rank	1 / 4	
		Today's Top Time	2'14.856	155.019 km/h

No	271 (Driver1)	Best Time		km/h
Name	大津 弘樹	Total Time		Laps
Team	CIVIC TYPE R HRC Concept	Average Lap Time		
Type	Honda CIVIC TCR	Today's Rank		
		Today's Top Time	2'01.974	171.391 km/h

No	271 (Driver2)	Best Time		km/h
Name	新原 光太郎	Total Time		Laps
Team	CIVIC TYPE R HRC Concept	Average Lap Time		
Type	Honda CIVIC TCR	Today's Rank		
		Today's Top Time	2'01.974	171.391 km/h

No	271 (Driver3)	Best Time	2'14.856	155.019 km/h
Name	辻本 始温	Total Time	16'13.856	7 Laps
Team	CIVIC TYPE R HRC Concept	Average Lap Time	2'15.798	
Type	Honda CIVIC TCR	Today's Rank	21 / 132	
		Today's Top Time	2'01.974	171.391 km/h

Lap	Passing Time	Lap Time	Sec1	Sec2	Sec3	Sec4	km/h	Driver No
				23.606	50.710	25.401	219.600	3
1.	2'39.068							
		2'15.011 (3)	37.705	22.740	49.364	25.202	221.259	3
2.	4'54.079							
		2'18.022 (6)	37.823	22.832	51.708	25.659	221.818	3
3.	7'12.101							
		2'14.872 (2)	37.776	22.894	49.311	24.891	222.380	3
4.	9'26.973							
		B 2'14.856 (1)	37.747	22.862	49.468	24.779	222.380	3
5.	11'41.829							
		2'15.208 (4)	37.938	22.903	49.610	24.757	221.818	3
6.	13'57.037							
		2'16.819 (5)	37.747	23.011	50.775	25.286	219.600	3
7.	16'13.856							



ENEOS スーパー耐久シリーズ 2026 Empowered by BRIDGESTONE



第2戦 SUZUKA 5時間レース

Yaris Cup

スーパー耐久 公式予選 C Driver

2026 / 4 / 18 :



SUZUKA CIRCUIT

個別ラップ表

Weather :Fine

Track :Dry

Full Course 4-Wheels(5,807m)

No	2	Best Time	2'12.042	158.322 km/h
Name	井田/加藤/高橋/吉本	Total Time	16'25.977	7 Laps
Team	シンティアム アップル KTM	Average Lap Time	2'14.619	
Type	KTM GT-X	Today's Rank	2 / 2	
		Today's Top Time	2'07.787	163.594 km/h

No	2 (Driver1)	Best Time		km/h
Name	井田 太陽	Total Time		Laps
Team	シンティアム アップル KTM	Average Lap Time		
Type	KTM GT-X	Today's Rank		
		Today's Top Time	2'01.974	171.391 km/h

No	2 (Driver2)	Best Time		km/h
Name	加藤 寛規	Total Time		Laps
Team	シンティアム アップル KTM	Average Lap Time		
Type	KTM GT-X	Today's Rank		
		Today's Top Time	2'01.974	171.391 km/h

No	2 (Driver3)	Best Time	2'12.042	158.322 km/h
Name	高橋 一穂	Total Time	16'25.977	7 Laps
Team	シンティアム アップル KTM	Average Lap Time	2'14.619	
Type	KTM GT-X	Today's Rank	11 / 132	
		Today's Top Time	2'01.974	171.391 km/h

No	2 (Driver4)	Best Time		km/h
Name	吉本 大樹	Total Time		Laps
Team	シンティアム アップル KTM	Average Lap Time		
Type	KTM GT-X	Today's Rank		
		Today's Top Time	2'01.974	171.391 km/h

Lap	Passing Time	Lap Time	Sec1	Sec2	Sec3	Sec4	km/h	Driver No
				25.956	51.803	27.562	236.129	3
1.	2'58.259							
2.	5'17.640	2'19.381 (6)	40.123	23.666	49.182	26.410	239.346	3
3.	7'32.484	2'14.844 (4)	37.596	23.125	48.596	25.527	236.129	3
4.	9'45.202	2'12.718 (3)	37.402	23.186	47.164	24.966	236.765	3
5.	12'01.705	2'16.503 (5)	37.196	22.588	50.303	26.416	225.231	3
6.	14'13.747	B 2'12.042 (1)	37.151	22.817	47.088	24.986	236.129	3
7.	16'25.977	2'12.230 (2)	36.975	22.976	47.442	24.837	229.948	3



ENEOS スーパー耐久シリーズ 2026 Empowered by BRIDGESTONE



第2戦 SUZUKA 5時間レース



スーパー耐久 公式予選 C Driver

2026 / 4 / 18 :



個別ラップ表

Weather : Fine
Track : Dry

Full Course 4-Wheels(5,807m)

No	47	Best Time	2'07.787	163.594 km/h
Name	浜/星野/田中/樺木	Total Time	9'07.332	4 Laps
Team	D'station Porsche 992	Average Lap Time	2'14.595	
Type	Porsche 992 カップカー	Today's Rank	1 / 2	
		Today's Top Time	2'07.787	163.594 km/h

No	47 (Driver1)	Best Time		km/h
Name	浜 健二	Total Time		Laps
Team	D'station Porsche 992	Average Lap Time		
Type	Porsche 992 カップカー	Today's Rank		
		Today's Top Time	2'01.974	171.391 km/h

No	47 (Driver2)	Best Time		km/h
Name	星野 辰也	Total Time		Laps
Team	D'station Porsche 992	Average Lap Time		
Type	Porsche 992 カップカー	Today's Rank		
		Today's Top Time	2'01.974	171.391 km/h

No	47 (Driver3)	Best Time	2'07.787	163.594 km/h
Name	田中 哲也	Total Time	9'07.332	4 Laps
Team	D'station Porsche 992	Average Lap Time	2'14.595	
Type	Porsche 992 カップカー	Today's Rank	5 / 132	
		Today's Top Time	2'01.974	171.391 km/h

No	47 (Driver4)	Best Time		km/h
Name	樺木 大河	Total Time		Laps
Team	D'station Porsche 992	Average Lap Time		
Type	Porsche 992 カップカー	Today's Rank		
		Today's Top Time	2'01.974	171.391 km/h

Lap	Passing Time	Lap Time	Sec1	Sec2	Sec3	Sec4	km/h	Driver No
				24.031	46.902	26.433	238.696	3
1.	2'23.547							
		2'12.408 (2)	36.834	22.365	46.760	26.449	207.660	3
2.	4'35.955							
		B 2'07.787 (1)	36.275	21.766	46.323	23.423	240.658	3
3.	6'43.742							
		2'23.590 (3)	36.308	21.934	46.575	38.773	241.983	3
4.	9'07.332 Pit							



ENEOS スーパー耐久シリーズ 2026 Empowered by BRIDGESTONE



第2戦 SUZUKA 5時間レース

Yaris Cup

スーパー耐久 公式予選 C Driver

2026 / 4 / 18 :



個別ラップ表

Weather : Fine

Track : Dry

Full Course 4-Wheels(5,807m)

No	6	Best Time	2'19.040	150.354 km/h
Name	富樹/菊地/大橋/松沢	Total Time	13'47.884	5 Laps
Team	新菱オートDXLネオグループEVOX	Average Lap Time	2'25.732	
Type	三菱 ランサーエボリューション10	Today's Rank	4 / 8	
		Today's Top Time	2'18.452	150.992 km/h

No	6 (Driver1)	Best Time		km/h
Name	富樹 朋広	Total Time		Laps
Team	新菱オートDXLネオグループEVOX	Average Lap Time		
Type	三菱 ランサーエボリューション10	Today's Rank		
		Today's Top Time	2'01.974	171.391 km/h

No	6 (Driver2)	Best Time		km/h
Name	菊地 靖	Total Time		Laps
Team	新菱オートDXLネオグループEVOX	Average Lap Time		
Type	三菱 ランサーエボリューション10	Today's Rank		
		Today's Top Time	2'01.974	171.391 km/h

No	6 (Driver3)	Best Time	2'19.040	150.354 km/h
Name	大橋 正澄	Total Time	13'47.884	5 Laps
Team	新菱オートDXLネオグループEVOX	Average Lap Time	2'25.732	
Type	三菱 ランサーエボリューション10	Today's Rank	28 / 132	
		Today's Top Time	2'01.974	171.391 km/h

No	6 (Driver4)	Best Time		km/h
Name	松沢 隆弘	Total Time		Laps
Team	新菱オートDXLネオグループEVOX	Average Lap Time		
Type	三菱 ランサーエボリューション10	Today's Rank		
		Today's Top Time	2'01.974	171.391 km/h

Lap	Passing Time	Lap Time	Sec1	Sec2	Sec3	Sec4	km/h	Driver No
				27.521	54.486	26.644	211.154	3
1.	4'04.956							
		2'19.581 (2)	39.408	23.655	50.872	25.646	215.294	3
2.	6'24.537							
		2'19.907 (3)	38.819	24.387	51.004	25.697	216.355	3
3.	8'44.444							
		B 2'19.040 (1)	38.895	23.392	51.168	25.585	215.294	3
4.	11'03.484							
		2'44.400 (4)	40.218	27.246	58.659	38.277	166.364	3
5.	13'47.884 Pit							



ENEOS スーパー耐久シリーズ 2026 Empowered by BRIDGESTONE



第2戦 SUZUKA 5時間レース

Yaris Cup

スーパー耐久 公式予選 C Driver

2026 / 4 / 18 :



個別ラップ表

Weather : Fine
Track : Dry

Full Course 4-Wheels(5,807m)

No	7	Best Time	2'18.475	150.967 km/h
Name	後藤/安斎/吉岡/木村	Total Time	8'41.514	3 Laps
Team	新菱オートDXL☆MART☆VARISエホ	Average Lap Time	2'28.651	
Type	三菱 ランサーエホ'リュージョン10	Today's Rank	2 / 8	
		Today's Top Time	2'18.452	150.992 km/h
No	7 (Driver1)	Best Time		km/h
Name	後藤 比東空	Total Time		Laps
Team	新菱オートDXL☆MART☆VARISエホ	Average Lap Time		
Type	三菱 ランサーエホ'リュージョン10	Today's Rank		
		Today's Top Time	2'01.974	171.391 km/h
No	7 (Driver2)	Best Time		km/h
Name	安斎 景介	Total Time		Laps
Team	新菱オートDXL☆MART☆VARISエホ	Average Lap Time		
Type	三菱 ランサーエホ'リュージョン10	Today's Rank		
		Today's Top Time	2'01.974	171.391 km/h
No	7 (Driver3)	Best Time	2'18.475	150.967 km/h
Name	吉岡 一成	Total Time	8'41.514	3 Laps
Team	新菱オートDXL☆MART☆VARISエホ	Average Lap Time	2'28.651	
Type	三菱 ランサーエホ'リュージョン10	Today's Rank	26 / 132	
		Today's Top Time	2'01.974	171.391 km/h
No	7 (Driver4)	Best Time		km/h
Name	木村 和明	Total Time		Laps
Team	新菱オートDXL☆MART☆VARISエホ	Average Lap Time		
Type	三菱 ランサーエホ'リュージョン10	Today's Rank		
		Today's Top Time	2'01.974	171.391 km/h

Lap	Passing Time	Lap Time	Sec1	Sec2	Sec3	Sec4	km/h	Driver No
				25.468	51.412	26.602	216.889	3
1.	3'44.211	B 2'18.475 (1)	38.935	23.563	50.743	25.234	216.889	3
2.	6'02.686	2'38.828 (2)	41.149	26.911	54.981	35.787	206.682	3
3.	8'41.514	Pit						



ENEOS スーパー耐久シリーズ 2026 Empowered by BRIDGESTONE

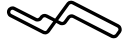


第2戦 SUZUKA 5時間レース

Yaris Cup

スーパー耐久 公式予選 C Driver

2026 / 4 / 18 :



SUZUKA CIRCUIT

個別ラップ表

Weather :Fine

Track :Dry

Full Course 4-Wheels(5,807m)

No	13	Best Time	2'19.442	149.920 km/h
Name	花里/石坂/伊東/岡田	Total Time	16'54.316	7 Laps
Team	ENDLESS GRYARIS	Average Lap Time	2'20.018	
Type	TOYOTA GRYARIS	Today's Rank	5 / 8	
		Today's Top Time	2'18.452	150.992 km/h

No	13 (Driver1)	Best Time		km/h
Name	花里 祐弥	Total Time		Laps
Team	ENDLESS GRYARIS	Average Lap Time		
Type	TOYOTA GRYARIS	Today's Rank		
		Today's Top Time	2'01.974	171.391 km/h

No	13 (Driver2)	Best Time		km/h
Name	石坂 瑞基	Total Time		Laps
Team	ENDLESS GRYARIS	Average Lap Time		
Type	TOYOTA GRYARIS	Today's Rank		
		Today's Top Time	2'01.974	171.391 km/h

No	13 (Driver3)	Best Time	2'19.442	149.920 km/h
Name	伊東 黎明	Total Time	16'54.316	7 Laps
Team	ENDLESS GRYARIS	Average Lap Time	2'20.018	
Type	TOYOTA GRYARIS	Today's Rank	29 / 132	
		Today's Top Time	2'01.974	171.391 km/h

No	13 (Driver4)	Best Time		km/h
Name	岡田 整	Total Time		Laps
Team	ENDLESS GRYARIS	Average Lap Time		
Type	TOYOTA GRYARIS	Today's Rank		
		Today's Top Time	2'01.974	171.391 km/h

Lap	Passing Time	Lap Time	Sec1	Sec2	Sec3	Sec4	km/h	Driver No
				25.933	54.284	25.996	212.174	3
1.	2'53.470							
2.	5'13.568	2'20.098 (3)	39.281	23.543	51.289	25.985	212.688	3
3.	7'33.742	2'20.174 (4)	38.653	23.298	51.513	26.710	213.204	3
4.	9'54.496	(2'20.754)	38.768	23.285	52.211	26.490	210.144	3
5.	12'14.777	2'20.281 (5)	39.187	23.569	51.794	25.731	211.663	3
6.	14'34.874	2'20.097 (2)	39.114	23.824	51.435	25.724	212.174	3
7.	16'54.316	B 2'19.442 (1)	39.180	23.438	51.421	25.403	212.174	3



ENEOS スーパー耐久シリーズ 2026 Empowered by BRIDGESTONE



第2戦 SUZUKA 5時間レース

Yaris Cup

スーパー耐久 公式予選 C Driver

2026 / 4 / 18 :



SUZUKA CIRCUIT

個別ラップ表

Weather : Fine

Track : Dry

Full Course 4-Wheels(5,807m)

No	36	Best Time	2'24.725	144.448 km/h
Name	土肥/岩間/KENTASO	Total Time	15'15.712	6 Laps
Team	HCM 内野製作所FL5	Average Lap Time	2'26.404	
Type	ホンダ シビックタイプR	Today's Rank	6 / 8	
		Today's Top Time	2'18.452	150.992 km/h

No	36 (Driver1)	Best Time		km/h
Name	土肥 潤	Total Time		Laps
Team	HCM 内野製作所FL5	Average Lap Time		
Type	ホンダ シビックタイプR	Today's Rank		
		Today's Top Time	2'01.974	171.391 km/h

No	36 (Driver2)	Best Time		km/h
Name	岩間 浩一	Total Time		Laps
Team	HCM 内野製作所FL5	Average Lap Time		
Type	ホンダ シビックタイプR	Today's Rank		
		Today's Top Time	2'01.974	171.391 km/h

No	36 (Driver3)	Best Time	2'24.725	144.448 km/h
Name	KENTASO	Total Time	15'15.712	6 Laps
Team	HCM 内野製作所FL5	Average Lap Time	2'26.404	
Type	ホンダ シビックタイプR	Today's Rank	41 / 132	
		Today's Top Time	2'01.974	171.391 km/h

Lap	Passing Time	Lap Time	Sec1	Sec2	Sec3	Sec4	km/h	Driver No
				27.441	54.012	29.504	210.144	3
1.	3'03.691							
2.	5'31.894	2'28.203 (5)	42.879	25.115	53.004	27.205	214.244	3
3.	7'56.619	B 2'24.725 (1)	41.690	24.413	51.579	27.043	215.294	3
4.	10'23.453	2'26.834 (4)	40.845	26.437	52.811	26.741	213.723	3
5.	12'50.108	2'26.655 (3)	40.821	25.629	53.045	27.160	213.204	3
6.	15'15.712	2'25.604 (2)	41.043	25.157	52.019	27.385	213.723	3

第2戦 SUZUKA 5時間レース

スーパー耐久 公式予選 C Driver

2026 / 4 / 18 :



SUZUKA CIRCUIT

個別ラップ表

Weather :Fine

Track :Dry

Full Course 4-Wheels(5,807m)

No	72	Best Time	2'18.929	150.474 km/h
Name	金井/山野/野島	Total Time	17'05.503	5 Laps
Team	OHLINS CIVIC NATS	Average Lap Time	3'29.162	
Type	HONDA CIVIC TYPE R	Today's Rank	3 / 8	
		Today's Top Time	2'18.452	150.992 km/h

No	72 (Driver1)	Best Time		km/h
Name	金井 亮忠	Total Time		Laps
Team	OHLINS CIVIC NATS	Average Lap Time		
Type	HONDA CIVIC TYPE R	Today's Rank		
		Today's Top Time	2'01.974	171.391 km/h

No	72 (Driver2)	Best Time		km/h
Name	山野 哲也	Total Time		Laps
Team	OHLINS CIVIC NATS	Average Lap Time		
Type	HONDA CIVIC TYPE R	Today's Rank		
		Today's Top Time	2'01.974	171.391 km/h

No	72 (Driver3)	Best Time	2'18.929	150.474 km/h
Name	野島 俊哉	Total Time	17'05.503	5 Laps
Team	OHLINS CIVIC NATS	Average Lap Time	3'29.162	
Type	HONDA CIVIC TYPE R	Today's Rank	27 / 132	
		Today's Top Time	2'01.974	171.391 km/h

Lap	Passing Time	Lap Time	Sec1	Sec2	Sec3	Sec4	km/h	Driver No
				25.802	52.807	26.202	226.392	3
1.	3'08.852							
		2'19.955 (2)	39.593	23.947	50.946	25.469	223.511	3
2.	5'28.807							
		2'24.042 (3)	39.138	23.945	51.028	29.931	202.864	3
3.	7'52.849 Pit							
		6'53.725 (4)	5'13.563	23.701	50.783	25.678	223.511	3
4.	14'46.574							
		B 2'18.929 (1)	38.956	23.715	50.531	25.727	222.380	3
5.	17'05.503							



ENEOS スーパー耐久シリーズ 2026 Empowered by BRIDGESTONE

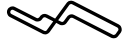


第2戦 SUZUKA 5時間レース

Yaris Cup

スーパー耐久 公式予選 C Driver

2026 / 4 / 18 :



SUZUKA CIRCUIT

個別ラップ表

Weather :Fine

Track :Dry

Full Course 4-Wheels(5,807m)

No	95	Best Time	2'18.452	150.992 km/h
Name	小松/小出/三井	Total Time	16'49.467	6 Laps
Team	SPOON リツカ CIVIC	Average Lap Time	2'41.736	
Type	HONDA CIVIC TYPE R FL5	Today's Rank	1 / 8	
		Today's Top Time	2'18.452	150.992 km/h

No	95 (Driver1)	Best Time		km/h
Name	小松 一臣	Total Time		Laps
Team	SPOON リツカ CIVIC	Average Lap Time		
Type	HONDA CIVIC TYPE R FL5	Today's Rank		
		Today's Top Time	2'01.974	171.391 km/h

No	95 (Driver2)	Best Time		km/h
Name	小出 峻	Total Time		Laps
Team	SPOON リツカ CIVIC	Average Lap Time		
Type	HONDA CIVIC TYPE R FL5	Today's Rank		
		Today's Top Time	2'01.974	171.391 km/h

No	95 (Driver3)	Best Time	2'18.452	150.992 km/h
Name	三井 優介	Total Time	16'49.467	6 Laps
Team	SPOON リツカ CIVIC	Average Lap Time	2'41.736	
Type	HONDA CIVIC TYPE R FL5	Today's Rank	25 / 132	
		Today's Top Time	2'01.974	171.391 km/h

Lap	Passing Time	Lap Time	Sec1	Sec2	Sec3	Sec4	km/h	Driver No
				24.508	50.735	26.009	211.154	3
1.	3'20.784							
		2'18.938 (2)	39.811	23.778	50.010	25.339	222.944	3
2.	5'39.722							
		B 2'18.452 (1)	39.505	23.462	50.084	25.401	223.511	3
3.	7'58.174							
		2'19.314 (3)	39.488	24.442	50.177	25.207	220.150	3
4.	10'17.488							
		2'22.145 (4)	38.968	23.375	50.257	29.545	220.150	3
5.	12'39.633	Pit						
		4'09.834 (5)	2'31.147	23.256	50.131	25.300	221.259	3
6.	16'49.467							



ENEOS スーパー耐久シリーズ 2026 Empowered by BRIDGESTONE



第2戦 SUZUKA 5時間レース

Yaris Cup

スーパー耐久 公式予選 C Driver

2026 / 4 / 18 :



SUZUKA CIRCUIT

個別ラップ表

Weather : Fine

Track : Dry

Full Course 4-Wheels(5,807m)

No	21	Best Time	2'25.008	144.166 km/h
Name	鈴木/藤井/田代/ウオーキンショー	Total Time	15'25.155	6 Laps
Team	Hitotsuyama BMW M2 Racing	Average Lap Time	2'25.892	
Type	BMW M2 Racing	Today's Rank	2 / 2	
		Today's Top Time	2'23.177	146.009 km/h

No	21 (Driver1)	Best Time		km/h
Name	鈴木 健自	Total Time		Laps
Team	Hitotsuyama BMW M2 Racing	Average Lap Time		
Type	BMW M2 Racing	Today's Rank		
		Today's Top Time	2'01.974	171.391 km/h

No	21 (Driver2)	Best Time		km/h
Name	藤井 政至	Total Time		Laps
Team	Hitotsuyama BMW M2 Racing	Average Lap Time		
Type	BMW M2 Racing	Today's Rank		
		Today's Top Time	2'01.974	171.391 km/h

No	21 (Driver3)	Best Time	2'25.008	144.166 km/h
Name	田代 良二	Total Time	15'25.155	6 Laps
Team	Hitotsuyama BMW M2 Racing	Average Lap Time	2'25.892	
Type	BMW M2 Racing	Today's Rank	42 / 132	
		Today's Top Time	2'01.974	171.391 km/h

No	21 (Driver4)	Best Time		km/h
Name	ウオーキンショー ショーン	Total Time		Laps
Team	Hitotsuyama BMW M2 Racing	Average Lap Time		
Type	BMW M2 Racing	Today's Rank		
		Today's Top Time	2'01.974	171.391 km/h

Lap	Passing Time	Lap Time	Sec1	Sec2	Sec3	Sec4	km/h	Driver No
				27.197	56.134	28.207	210.647	3
1.	3'14.047							
2.	5'39.055	B 2'25.008 (1)	40.669	25.038	52.894	26.407	211.154	3
3.	8'04.571	2'25.516 (2)	41.332	24.923	52.657	26.604	210.144	3
4.	10'32.110	(2'27.539)	40.471	24.902	53.598	28.568	210.647	3
5.	12'58.933	2'26.823 (4)	40.994	25.917	52.868	27.044	211.154	3
6.	15'25.155	2'26.222 (3)	40.464	25.103	53.677	26.978	211.663	3

第2戦 SUZUKA 5時間レース

スーパー耐久 公式予選 C Driver

2026 / 4 / 18 :



SUZUKA CIRCUIT

個別ラップ表

Weather : Fine

Track : Dry

Full Course 4-Wheels(5,807m)

No	39	Best Time	2'23.177	146.009 km/h
Name	高橋/伊藤/酒井/藤田	Total Time	15'43.268	6 Laps
Team	イハスター Winmax RC350 EXEDY	Average Lap Time	2'24.620	
Type	LEXUS RC350	Today's Rank	1 / 2	
		Today's Top Time	2'23.177	146.009 km/h

No	39 (Driver1)	Best Time		km/h
Name	高橋 裕史	Total Time		Laps
Team	イハスター Winmax RC350 EXEDY	Average Lap Time		
Type	LEXUS RC350	Today's Rank		
		Today's Top Time	2'01.974	171.391 km/h

No	39 (Driver2)	Best Time		km/h
Name	伊藤 鷹志	Total Time		Laps
Team	イハスター Winmax RC350 EXEDY	Average Lap Time		
Type	LEXUS RC350	Today's Rank		
		Today's Top Time	2'01.974	171.391 km/h

No	39 (Driver3)	Best Time	2'23.177	146.009 km/h
Name	酒井 仁	Total Time	15'43.268	6 Laps
Team	イハスター Winmax RC350 EXEDY	Average Lap Time	2'24.620	
Type	LEXUS RC350	Today's Rank	36 / 132	
		Today's Top Time	2'01.974	171.391 km/h

No	39 (Driver4)	Best Time		km/h
Name	藤田 真哉	Total Time		Laps
Team	イハスター Winmax RC350 EXEDY	Average Lap Time		
Type	LEXUS RC350	Today's Rank		
		Today's Top Time	2'01.974	171.391 km/h

Lap	Passing Time	Lap Time	Sec1	Sec2	Sec3	Sec4	km/h	Driver No
				25.981	57.224	28.000	197.393	3
1.	3'40.165							
2.	6'05.111	2'24.946 (4)	40.757	24.640	53.010	26.539	210.647	3
3.	8'29.169	2'24.058 (2)	40.571	25.147	51.747	26.593	209.143	3
4.	10'52.346	B 2'23.177 (1)	40.185	24.510	51.712	26.770	208.152	3
5.	13'18.780	2'26.434 (5)	42.051	25.665	52.114	26.604	210.144	3
6.	15'43.268	2'24.488 (3)	40.164	24.525	52.892	26.907	209.143	3



ENEOS スーパー耐久シリーズ 2026 Empowered by BRIDGESTONE

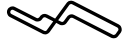


第2戦 SUZUKA 5時間レース

Yaris Cup

スーパー耐久 公式予選 C Driver

2026 / 4 / 18 :



SUZUKA CIRCUIT

個別ラップ表

Weather :Fine

Track :Dry

Full Course 4-Wheels(5,807m)

No	3	Best Time	2'20.933	148.334 km/h
Name	坂/菅波/小林/島谷	Total Time	17'08.157	7 Laps
Team	ENDLESS GR86	Average Lap Time	2'22.215	
Type	TOYOTA GR86	Today's Rank	2 / 10	
		Today's Top Time	2'20.740	148.538 km/h

No	3 (Driver1)	Best Time		km/h
Name	坂 裕之	Total Time		Laps
Team	ENDLESS GR86	Average Lap Time		
Type	TOYOTA GR86	Today's Rank		
		Today's Top Time	2'01.974	171.391 km/h

No	3 (Driver2)	Best Time		km/h
Name	菅波 冬悟	Total Time		Laps
Team	ENDLESS GR86	Average Lap Time		
Type	TOYOTA GR86	Today's Rank		
		Today's Top Time	2'01.974	171.391 km/h

No	3 (Driver3)	Best Time	2'20.933	148.334 km/h
Name	小林 利徠斗	Total Time	17'08.157	7 Laps
Team	ENDLESS GR86	Average Lap Time	2'22.215	
Type	TOYOTA GR86	Today's Rank	32 / 132	
		Today's Top Time	2'01.974	171.391 km/h

No	3 (Driver4)	Best Time		km/h
Name	島谷 篤史	Total Time		Laps
Team	ENDLESS GR86	Average Lap Time		
Type	TOYOTA GR86	Today's Rank		
		Today's Top Time	2'01.974	171.391 km/h

Lap	Passing Time	Lap Time	Sec1	Sec2	Sec3	Sec4	km/h	Driver No
				25.696	55.403	27.203	198.733	3
1.	2'54.865							
2.	5'18.579	2'23.714 (6)	39.576	24.034	52.549	27.555	204.755	3
3.	7'40.587	2'22.008 (3)	39.843	23.873	52.560	25.732	203.805	3
4.	10'02.961	2'22.374 (4)	39.525	23.890	53.281	25.678	205.234	3
5.	12'23.894	B 2'20.933 (1)	39.327	23.667	52.264	25.675	203.805	3
6.	14'45.665	2'21.771 (2)	39.472	23.640	52.683	25.976	201.007	3
7.	17'08.157	2'22.492 (5)	40.053	23.976	52.675	25.788	204.279	3



ENEOS スーパー耐久シリーズ 2026 Empowered by BRIDGESTONE

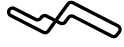


第2戦 SUZUKA 5時間レース

Yaris Cup

スーパー耐久 公式予選 C Driver

2026 / 4 / 18 :



SUZUKA CIRCUIT

個別ラップ表

Weather : Fine

Full Course 4-Wheels(5,807m)

Track : Dry

No	18	Best Time	2'26.340	142.854 km/h
Name	三上/浅野/箕輪/藤原	Total Time	15'03.800	5 Laps
Team	WedsSport GR86	Average Lap Time	3'05.387	
Type	GR86	Today's Rank	10 / 10	
		Today's Top Time	2'20.740	148.538 km/h

No	18 (Driver1)	Best Time		km/h
Name	三上 和美	Total Time		Laps
Team	WedsSport GR86	Average Lap Time		
Type	GR86	Today's Rank		
		Today's Top Time	2'01.974	171.391 km/h

No	18 (Driver2)	Best Time		km/h
Name	浅野 武夫	Total Time		Laps
Team	WedsSport GR86	Average Lap Time		
Type	GR86	Today's Rank		
		Today's Top Time	2'01.974	171.391 km/h

No	18 (Driver3)	Best Time	2'26.340	142.854 km/h
Name	箕輪 卓也	Total Time	15'03.800	5 Laps
Team	WedsSport GR86	Average Lap Time	3'05.387	
Type	GR86	Today's Rank	44 / 132	
		Today's Top Time	2'01.974	171.391 km/h

No	18 (Driver4)	Best Time		km/h
Name	藤原 大暉	Total Time		Laps
Team	WedsSport GR86	Average Lap Time		
Type	GR86	Today's Rank		
		Today's Top Time	2'01.974	171.391 km/h

Lap	Passing Time	Lap Time	Sec1	Sec2	Sec3	Sec4	km/h	Driver No
				25.055	54.262	26.259	201.931	3
1.	3'24.478							
		(2'23.159)	39.555	23.916	53.175	26.513	191.373	3
2.	5'47.637							
		2'29.746 (2)	39.931	24.103	54.805	30.907	189.719	3
3.	8'17.383	Pit						
		4'20.077 (3)	2'35.601	24.083	53.740	26.653	196.071	3
4.	12'37.460							
		B 2'26.340 (1)	40.620	24.106	54.694	26.920	191.373	3
5.	15'03.800							



ENEOS スーパー耐久シリーズ 2026 Empowered by BRIDGESTONE



第2戦 SUZUKA 5時間レース

Yaris Cup

スーパー耐久 公式予選 C Driver

2026 / 4 / 18 :



個別ラップ表

Weather : Fine
Track : Dry

Full Course 4-Wheels(5,807m)

No	37	Best Time	2'22.025	147.194 km/h
Name	ジョニー/尾崎/小西/大谷	Total Time	11'19.073	4 Laps
Team	DXLパワーミネラルEVO☆NOPRO☆NCロードスター	Average Lap Time	2'29.448	
Type	MAZDA ロードスター (NC-RHT)	Today's Rank	4 / 10	
		Today's Top Time	2'20.740	148.538 km/h

No	37 (Driver1)	Best Time		km/h
Name	ジョニー 小倉	Total Time		Laps
Team	DXLパワーミネラルEVO☆NOPRO☆NCロードスター	Average Lap Time		
Type	MAZDA ロードスター (NC-RHT)	Today's Rank		
		Today's Top Time	2'01.974	171.391 km/h

No	37 (Driver2)	Best Time		km/h
Name	尾崎 俊介	Total Time		Laps
Team	DXLパワーミネラルEVO☆NOPRO☆NCロードスター	Average Lap Time		
Type	MAZDA ロードスター (NC-RHT)	Today's Rank		
		Today's Top Time	2'01.974	171.391 km/h

No	37 (Driver3)	Best Time	2'22.025	147.194 km/h
Name	小西 岬	Total Time	11'19.073	4 Laps
Team	DXLパワーミネラルEVO☆NOPRO☆NCロードスター	Average Lap Time	2'29.448	
Type	MAZDA ロードスター (NC-RHT)	Today's Rank	34 / 132	
		Today's Top Time	2'01.974	171.391 km/h

No	37 (Driver4)	Best Time		km/h
Name	大谷 飛雄	Total Time		Laps
Team	DXLパワーミネラルEVO☆NOPRO☆NCロードスター	Average Lap Time		
Type	MAZDA ロードスター (NC-RHT)	Today's Rank		
		Today's Top Time	2'01.974	171.391 km/h

Lap	Passing Time	Lap Time	Sec1	Sec2	Sec3	Sec4	km/h	Driver No
				25.122	53.702	26.377	201.468	3
1.	3'50.728							
2.	6'12.783	2'22.055 (2)	40.037	23.845	52.425	25.748	201.468	3
3.	8'34.808	B 2'22.025 (1)	39.846	23.562	52.751	25.866	201.931	3
4.	11'19.073 Pit	2'44.265 (3)	44.133	25.161	57.847	37.124	201.468	3

第2戦 SUZUKA 5時間レース

スーパー耐久 公式予選 C Driver

2026 / 4 / 18 :



個別ラップ表

Weather : Fine
Track : Dry

Full Course 4-Wheels(5,807m)

No	41	Best Time	2'20.740	148.538 km/h
Name	島/富林/丸山/大田	Total Time	13'09.573	5 Laps
Team	HC GALLERY EXEDY GR86 WINMAX	Average Lap Time	2'23.894	
Type	GR86	Today's Rank	1 / 10	
		Today's Top Time	2'20.740	148.538 km/h

No	41 (Driver1)	Best Time		km/h
Name	島 拓海	Total Time		Laps
Team	HC GALLERY EXEDY GR86 WINMAX	Average Lap Time		
Type	GR86	Today's Rank		
		Today's Top Time	2'01.974	171.391 km/h

No	41 (Driver2)	Best Time		km/h
Name	富林 勇佑	Total Time		Laps
Team	HC GALLERY EXEDY GR86 WINMAX	Average Lap Time		
Type	GR86	Today's Rank		
		Today's Top Time	2'01.974	171.391 km/h

No	41 (Driver3)	Best Time	2'20.740	148.538 km/h
Name	丸山 陽平	Total Time	13'09.573	5 Laps
Team	HC GALLERY EXEDY GR86 WINMAX	Average Lap Time	2'23.894	
Type	GR86	Today's Rank	31 / 132	
		Today's Top Time	2'01.974	171.391 km/h

No	41 (Driver4)	Best Time		km/h
Name	大田 優希	Total Time		Laps
Team	HC GALLERY EXEDY GR86 WINMAX	Average Lap Time		
Type	GR86	Today's Rank		
		Today's Top Time	2'01.974	171.391 km/h

Lap	Passing Time	Lap Time	Sec1	Sec2	Sec3	Sec4	km/h	Driver No
				26.699	56.561	27.887	197.393	3
1.	3'36.941							
		B 2'20.740	(1)	39.267	23.576	52.176	203.805	3
2.	5'57.681							
		(2'20.949)		39.235	23.605	52.419	204.279	3
3.	8'18.630							
		2'21.138	(2)	39.289	23.796	52.369	203.333	3
4.	10'39.768							
		2'29.805	(3)	39.592	24.868	53.723	200.548	3
5.	13'09.573	Pit						



ENEOS スーパー耐久シリーズ 2026 Empowered by BRIDGESTONE



第2戦 SUZUKA 5時間レース

Yaris Cup

スーパー耐久 公式予選 C Driver

2026 / 4 / 18 :



SUZUKA CIRCUIT

個別ラップ表

Weather :Fine

Track :Dry

Full Course 4-Wheels(5,807m)

No	60	Best Time	2'23.769	145.408 km/h
Name	塩谷/湊/中村/妹尾	Total Time	15'21.628	6 Laps
Team	Zenyaku GR86	Average Lap Time	2'24.338	
Type	Toyota GR86	Today's Rank	7 / 10	
		Today's Top Time	2'20.740	148.538 km/h

No	60 (Driver1)	Best Time		km/h
Name	塩谷 烈州	Total Time		Laps
Team	Zenyaku GR86	Average Lap Time		
Type	Toyota GR86	Today's Rank		
		Today's Top Time	2'01.974	171.391 km/h

No	60 (Driver2)	Best Time		km/h
Name	湊 雅之	Total Time		Laps
Team	Zenyaku GR86	Average Lap Time		
Type	Toyota GR86	Today's Rank		
		Today's Top Time	2'01.974	171.391 km/h

No	60 (Driver3)	Best Time	2'23.769	145.408 km/h
Name	中村 ひかる	Total Time	15'21.628	6 Laps
Team	Zenyaku GR86	Average Lap Time	2'24.338	
Type	Toyota GR86	Today's Rank	39 / 132	
		Today's Top Time	2'01.974	171.391 km/h

No	60 (Driver4)	Best Time		km/h
Name	妹尾 智充	Total Time		Laps
Team	Zenyaku GR86	Average Lap Time		
Type	Toyota GR86	Today's Rank		
		Today's Top Time	2'01.974	171.391 km/h

Lap	Passing Time	Lap Time	Sec1	Sec2	Sec3	Sec4	km/h	Driver No
				24.607	53.790	26.635	198.733	3
1.	3'19.936							
2.	5'44.917	2'24.981 (5)	41.530	23.965	53.111	26.375	199.184	3
3.	8'09.085	2'24.168 (2)	40.076	24.081	53.403	26.608	201.007	3
4.	10'32.854	B 2'23.769 (1)	40.075	24.007	53.439	26.248	202.396	3
5.	12'57.277	2'24.423 (4)	40.438	24.552	53.286	26.147	200.091	3
6.	15'21.628	2'24.351 (3)	40.024	24.192	53.472	26.663	201.468	3



ENEOS スーパー耐久シリーズ 2026 Empowered by BRIDGESTONE

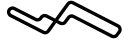


第2戦 SUZUKA 5時間レース

Yaris Cup

スーパー耐久 公式予選 C Driver

2026 / 4 / 18 :



SUZUKA CIRCUIT

個別ラップ表

Weather : Fine

Track : Dry

Full Course 4-Wheels(5,807m)

No	66	Best Time	2'22.480	146.724 km/h
Name	猪股/藤原/谷川/宮崎	Total Time	15'16.715	6 Laps
Team	odula TONE MOTUL ROADSTER RF	Average Lap Time	2'25.823	
Type	ROADSTER	Today's Rank	5 / 10	
		Today's Top Time	2'20.740	148.538 km/h

No	66 (Driver1)	Best Time		km/h
Name	猪股 京介	Total Time		Laps
Team	odula TONE MOTUL ROADSTER RF	Average Lap Time		
Type	ROADSTER	Today's Rank		
		Today's Top Time	2'01.974	171.391 km/h

No	66 (Driver2)	Best Time		km/h
Name	藤原 優汰	Total Time		Laps
Team	odula TONE MOTUL ROADSTER RF	Average Lap Time		
Type	ROADSTER	Today's Rank		
		Today's Top Time	2'01.974	171.391 km/h

No	66 (Driver3)	Best Time	2'22.480	146.724 km/h
Name	谷川 達也	Total Time	15'16.715	6 Laps
Team	odula TONE MOTUL ROADSTER RF	Average Lap Time	2'25.823	
Type	ROADSTER	Today's Rank	35 / 132	
		Today's Top Time	2'01.974	171.391 km/h

No	66 (Driver4)	Best Time		km/h
Name	宮崎 邦敏	Total Time		Laps
Team	odula TONE MOTUL ROADSTER RF	Average Lap Time		
Type	ROADSTER	Today's Rank		
		Today's Top Time	2'01.974	171.391 km/h

Lap	Passing Time	Lap Time	Sec1	Sec2	Sec3	Sec4	km/h	Driver No
				24.734	53.914	27.060	195.200	3
1.	3'07.596							
2.	5'34.363	2'26.767 (4)	41.188	24.066	53.301	28.212	154.648	3
3.	7'57.237	2'22.874 (2)	39.661	24.531	52.456	26.226	199.636	3
4.	10'21.218	2'23.981 (3)	40.642	24.768	52.599	25.972	197.393	3
5.	12'43.698	B 2'22.480 (1)	39.542	23.757	52.612	26.569	196.071	3
6.	15'16.715 Pit	2'33.017 (5)	40.626	24.485	55.047	32.859	189.719	3



ENEOS スーパー耐久シリーズ 2026 Empowered by BRIDGESTONE

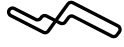


第2戦 SUZUKA 5時間レース

Yaris Cup

スーパー耐久 公式予選 C Driver

2026 / 4 / 18 :



SUZUKA CIRCUIT

個別ラップ表

Weather :Fine

Full Course 4-Wheels(5,807m)

Track :Dry

No	86	Best Time	2'23.893	145.283 km/h
Name	今井/大原/久米田/梅原	Total Time	15'28.605	6 Laps
Team	K・M・S・D GR86	Average Lap Time	2'25.814	
Type	GR86	Today's Rank	8 / 10	
		Today's Top Time	2'20.740	148.538 km/h

No	86 (Driver1)	Best Time		km/h
Name	今井 慎吾	Total Time		Laps
Team	K・M・S・D GR86	Average Lap Time		
Type	GR86	Today's Rank		
		Today's Top Time	2'01.974	171.391 km/h

No	86 (Driver2)	Best Time		km/h
Name	大原 佳祐	Total Time		Laps
Team	K・M・S・D GR86	Average Lap Time		
Type	GR86	Today's Rank		
		Today's Top Time	2'01.974	171.391 km/h

No	86 (Driver3)	Best Time	2'23.893	145.283 km/h
Name	久米田 昂	Total Time	15'28.605	6 Laps
Team	K・M・S・D GR86	Average Lap Time	2'25.814	
Type	GR86	Today's Rank	40 / 132	
		Today's Top Time	2'01.974	171.391 km/h

No	86 (Driver4)	Best Time		km/h
Name	梅原 拓臣	Total Time		Laps
Team	K・M・S・D GR86	Average Lap Time		
Type	GR86	Today's Rank		
		Today's Top Time	2'01.974	171.391 km/h

Lap	Passing Time	Lap Time	Sec1	Sec2	Sec3	Sec4	km/h	Driver No
				26.195	55.861	29.524	174.286	3
1.	3'10.694							
2.	5'35.121	2'24.427 (3)	40.287	24.339	53.156	26.645	201.931	3
3.	7'59.519	2'24.398 (2)	39.983	24.147	53.200	27.068	193.480	3
4.	10'30.058	2'30.539 (4)	40.183	24.713	57.471	28.172	156.021	3
5.	12'53.951	B 2'23.893 (1)	40.390	24.095	53.108	26.300	200.548	3
		(2'34.654)	40.089	26.557	56.818	31.190	193.480	3
6.	15'28.605	Pit						



ENEOS スーパー耐久シリーズ 2026 Empowered by BRIDGESTONE

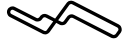


第2戦 SUZUKA 5時間レース

Yaris Cup

スーパー耐久 公式予選 C Driver

2026 / 4 / 18 :



SUZUKA CIRCUIT

個別ラップ表

Weather : Fine

Track : Dry

Full Course 4-Wheels(5,807m)

No	216	Best Time	2'23.262	145.923 km/h
Name	ISHIKEN/庄司/西村/地頭所	Total Time	10'01.474	4 Laps
Team	HMRスポーツカー専門店GR86	Average Lap Time	2'23.301	
Type	トヨタGR86	Today's Rank	6 / 10	
		Today's Top Time	2'20.740	148.538 km/h

No	216 (Driver1)	Best Time		km/h
Name	ISHIKEN	Total Time		Laps
Team	HMRスポーツカー専門店GR86	Average Lap Time		
Type	トヨタGR86	Today's Rank		
		Today's Top Time	2'01.974	171.391 km/h

No	216 (Driver2)	Best Time		km/h
Name	庄司 雄磨	Total Time		Laps
Team	HMRスポーツカー専門店GR86	Average Lap Time		
Type	トヨタGR86	Today's Rank		
		Today's Top Time	2'01.974	171.391 km/h

No	216 (Driver3)	Best Time	2'23.262	145.923 km/h
Name	西村 和真	Total Time	10'01.474	4 Laps
Team	HMRスポーツカー専門店GR86	Average Lap Time	2'23.301	
Type	トヨタGR86	Today's Rank	37 / 132	
		Today's Top Time	2'01.974	171.391 km/h

No	216 (Driver4)	Best Time		km/h
Name	地頭所 光	Total Time		Laps
Team	HMRスポーツカー専門店GR86	Average Lap Time		
Type	トヨタGR86	Today's Rank		
		Today's Top Time	2'01.974	171.391 km/h

Lap	Passing Time	Lap Time	Sec1	Sec2	Sec3	Sec4	km/h	Driver No
				25.319	56.040	28.498	196.071	3
1.	2'48.033							
		2'23.341 (2)	39.873	23.852	52.987	26.629	199.636	3
2.	5'11.374							
		B 2'23.262 (1)	39.826	23.949	53.127	26.360	202.864	3
3.	7'34.636							
		(2'26.838)	39.932	24.044	52.998	29.864	201.007	3
4.	10'01.474 Pit							



ENEOS スーパー耐久シリーズ 2026 Empowered by BRIDGESTONE

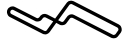


第2戦 SUZUKA 5時間レース

Yaris Cup

スーパー耐久 公式予選 C Driver

2026 / 4 / 18 :



SUZUKA CIRCUIT

個別ラップ表

Weather :Fine

Track :Dry

Full Course 4-Wheels(5,807m)

No	290	Best Time	2'25.755	143.427 km/h
Name	西村/伊藤/茂利/横尾	Total Time	12'38.691	4 Laps
Team	AutoLabo Racing SWIFT Sport	Average Lap Time	2'31.975	
Type	SUZUKI ZC33S	Today's Rank	9 / 10	
		Today's Top Time	2'20.740	148.538 km/h

No	290 (Driver1)	Best Time		km/h
Name	西村 和則	Total Time		Laps
Team	AutoLabo Racing SWIFT Sport	Average Lap Time		
Type	SUZUKI ZC33S	Today's Rank		
		Today's Top Time	2'01.974	171.391 km/h

No	290 (Driver2)	Best Time		km/h
Name	伊藤 大輔	Total Time		Laps
Team	AutoLabo Racing SWIFT Sport	Average Lap Time		
Type	SUZUKI ZC33S	Today's Rank		
		Today's Top Time	2'01.974	171.391 km/h

No	290 (Driver3)	Best Time	2'25.755	143.427 km/h
Name	茂利 大輔	Total Time	12'38.691	4 Laps
Team	AutoLabo Racing SWIFT Sport	Average Lap Time	2'31.975	
Type	SUZUKI ZC33S	Today's Rank	43 / 132	
		Today's Top Time	2'01.974	171.391 km/h

No	290 (Driver4)	Best Time		km/h
Name	横尾 優一	Total Time		Laps
Team	AutoLabo Racing SWIFT Sport	Average Lap Time		
Type	SUZUKI ZC33S	Today's Rank		
		Today's Top Time	2'01.974	171.391 km/h

Lap	Passing Time	Lap Time	Sec1	Sec2	Sec3	Sec4	km/h	Driver No
				27.527	57.942	27.675	183.000	3
1.	5'02.764							
		2'35.867 (3)	42.074	26.544	53.809	33.440	188.903	3
2.	7'38.631							
		B 2'25.755 (1)	40.622	24.431	54.150	26.552	196.071	3
3.	10'04.386							
		2'34.305 (2)	42.184	24.540	53.999	33.582	186.894	3
4.	12'38.691	Pit						

第2戦 SUZUKA 5時間レース

スーパー耐久 公式予選 C Driver

2026 / 4 / 18 :



SUZUKA CIRCUIT

個別ラップ表

Weather : Fine

Track : Dry

Full Course 4-Wheels(5,807m)

No	884	Best Time	2'21.215	148.038 km/h
Name	大崎/清水/山田	Total Time	15'50.344	6 Laps
Team	シェイトレーシング GR86	Average Lap Time	2'39.219	
Type	TOYOTA GR86	Today's Rank	3 / 10	
		Today's Top Time	2'20.740	148.538 km/h

No	884 (Driver1)	Best Time		km/h
Name	大崎 達也	Total Time		Laps
Team	シェイトレーシング GR86	Average Lap Time		
Type	TOYOTA GR86	Today's Rank		
		Today's Top Time	2'01.974	171.391 km/h

No	884 (Driver2)	Best Time		km/h
Name	清水 英志郎	Total Time		Laps
Team	シェイトレーシング GR86	Average Lap Time		
Type	TOYOTA GR86	Today's Rank		
		Today's Top Time	2'01.974	171.391 km/h

No	884 (Driver3)	Best Time	2'21.215	148.038 km/h
Name	山田 真之亮	Total Time	15'50.344	6 Laps
Team	シェイトレーシング GR86	Average Lap Time	2'39.219	
Type	TOYOTA GR86	Today's Rank	33 / 132	
		Today's Top Time	2'01.974	171.391 km/h

Lap	Passing Time	Lap Time	Sec1	Sec2	Sec3	Sec4	km/h	Driver No
				26.557	57.203	33.155	197.838	3
1.	2'51.988 Pit							
		3'30.964 (4)	1'47.615	24.499	52.659	26.191	203.333	3
2.	6'22.952							
		2'21.498 (2)	39.565	23.820	52.166	25.947	205.714	3
3.	8'44.450							
		B 2'21.215 (1)	39.681	23.700	52.127	25.707	205.234	3
4.	11'05.665							
		(2'21.477)	39.418	23.805	52.269	25.985	201.931	3
5.	13'27.142							
		2'23.202 (3)	40.844	24.130	52.318	25.910	203.333	3
6.	15'50.344							